Annual Report

Town of Gilford, New Hampshire

For the year ending December 31, 2020

Annual Report

Town of Gilford,
New Hampshire

For the year ending December 31, 2020

TABLE OF CONTENTS

Dedication	1
Town Officials	2
Report of the Assessing Agent	8
Report of the Board of Selectmen	11
Capital Improvement Plan 2021-2026	12
Report of the Cemetery Trustees	13
Report of the Fire-Rescue Department	15
Report of the Gunstock Acres Village Water District	25
Report of the Kimball Wildlife Forest Committee	26
Report of the Lakes Region Planning Commission	29
Report of the Library Director	34
Report of the Parks and Recreation Department	38
Report of the Planning and Land Use Department	41
Report of the Police Department	43
Report of the Public Works Department	47
Report of the Town Clerk-Tax Collector	51
Tax Collector's Transaction Report	52
Tax Collector's Worksheet (MS-61)	54
Vital Records – Resident Birth Report	57
Vital Records – Resident Death Report	58
Vital Records – Resident Marriage Report	63
Report of the Welfare Director	65
Summary of Welfare Assistance 2017-2020	66
Minutes – 2020 Annual Town Meeting Deliberative Session	67
Election Results – 2020 Annual Town Meeting Ballot	77
Financial Statement & Independent Auditor's Report (2019)	89
Financial Report of the Treasurer	146
2020 Balance Sheet	148
Financial Report of the Trustees of Trust Funds (MS-9)	149
Statement of Bonded Debt & Lease/Purchase Debt	150
Summary Inventory of Valuation (Town MS-1)	151
Summary Inventory of Valuation (GAVWD MS-1V)	157
NH-DRA 2020 Tax Rate Breakdown	160
Tax Rate History (2011-2020)	164
Town Employee Wages & Benefits Report	165
Town Vendor Payment Report	169
Summary of Legal Fees	173
Schedule of Town Properties	174
Telephone Directory	BACK COVER

TABLE OF CONTENTS
(continued)

SCHOOL DISTRICT REPORTS	
Officers of the School District	177
Minutes – 2020 School District Meeting Deliberative Session	179
Election Results – 2020 School District Meeting Ballot	183
Report of the School Board Chair	186
Report of the Elementary School Principal	188
Report of the Middle School Principal	190
Report of the High School Principal	192
Class of 2020 Roster	195
School Enrollment Statistics	196
Financial Report on Special Education Funding	197
Financial Report of the School District	198
Financial Report on Special Revenue Funds	199
School Employee Wages & Benefits Report	200
School Vendor Payment Report	207
BLUE PAGES	
2021 Annual Town Meeting Warrant	222
2021 Town Budget (MS-737)	230
2021 Town Default Budget (MS-DTB)	242
2021 Town Budget Preparation Worksheet	247
2021-2022 School District Meeting Warrant	266
2021-2022 School Budget (MS-27)	269
2021-2022 School Default Budget (MS-DSB)	279

DEDICATION

The Gilford Board of Selectmen is pleased to dedicate the 2020 Annual Report to Richard “Rags” Grenier in recognition of his many years of civic-minded service to the people of Gilford and the Lakes Region community.

Rags was born in Worcester, Massachusetts, but moved to Laconia as a young boy with his family in 1960 and eventually settled permanently in Gilford in 1970. After graduating from Laconia High School, he served in the U.S. Army as a Military Police Officer where he was stationed in Korea from 1974-1975. His last duty stop was in Pittsburg, PA where he met his future wife Kathy. They were married in 1976 and are the proud parents of 2 boys and 5 grandchildren.

After returning home to Gilford in 1977, Rags began his career as a Correctional Officer at the Belknap County Jail. Over the years, he worked his way up the ranks to Sergeant, Deputy Superintendent and served as Superintendent from 2006-2009 until his retirement. He also began his service as a sworn part-time Deputy for the Belknap County Sheriff’s Office in 1977, a role he continues to this day. For the past 15 years, he has served as the negotiator for the Belknap Regional Special Operations Group, more affectionately known as the local SWAT team.

Rags’ service to the Town of Gilford began in 1969 as a volunteer firefighter when he was just a teenager and lasted until he left for the army in 1972. He rejoined the Fire Department as a volunteer in 1977 and stayed on until 1981 when work and family obligations prevented him from meeting the training requirements. He was a member of the Budget Committee from 1980-1983 and 2012-2014. Rags served as a Selectman from 2014-2020. During this timeframe, he served as a Selectman’s Representative to the Budget Committee, Planning Board, Capital Improvements Planning Committee and the Chairman of the Solid Waste Committee. One of his proudest accomplishments is the construction of the Recycle Center that opened on January 2, 2020.

During his spare time, Rags has been a long-term, active member of the Belknap County Sportsman’s Association and the Belknap Snowmobilers. He also served as President of the North American Model Boat Association for over 20 years and was inducted into their Hall of Fame in 2019.

A self-proclaimed “regular guy”, Mr. Grenier’s mantra is if the government is doing something you don’t like, you should come up with a solution instead of just complaining. The Town of Gilford is fortunate to have had someone of his caliber dedicate so much of his life to public service. Thank you Rags and best wishes in your latest retirement!

TOWN OFFICIALS
2020

OFFICERS ELECTED BY BALLOT AT TOWN MEETING

BOARD OF SELECTMEN
(Three-Year Terms)

Dale Channing Eddy, Chair	Term Expires 2021
Gus Benavides, Vice-Chair	Term Expires 2022
J. Kevin Hayes, Clerk	Term Expires 2023

TOWN CLERK - TAX COLLECTOR
(Three-Year Term)

Danielle LaFond	Term Expires 2023

TREASURER
(Three-Year Term)

Kimberly Zyla Salanitro	Term Expires 2023

MODERATOR
(Two-Year Term)

Sandra T. McGonagle	Term Expires 2022

SUPERVISORS OF THE CHECKLIST
(Six-Year Terms)

Mary E. Villaume, Chair	Term Expires 2024
Irene B. Lachance	Term Expires 2022
Miriam A. York	Term Expires 2026

TRUSTEES OF TRUST FUNDS
(Three-Year Terms)

Elizabeth A. Castro	Term Expires 2021
William Chris Ray, Jr.	Term Expires 2022
Peter “Rick” Moses	Term Expires 2023

LIBRARY TRUSTEES
(Three-Year Terms)

Elizabeth “Betty” Tidd, Chair	Term Expires 2023
John “Jack” P. Lacombe	Term Expires 2021
Diane Tinkham	Term Expires 2021
Michael Marshall	Term Expires 2022
Alexis R. Jackson	Term Expires 2022

CEMETERY TRUSTEES
(Three-Year Terms)

Everett Peter Allen, Chair	Term Expires 2022
Rae Mello Andrews, Vice-Chair	Term Expires 2021
Kristin Snow, Secretary	Term Expires 2023

BUDGET COMMITTEE
(Three-Year Terms)

Sean Murphy, Chair	Term Expires 2022
Dorothy Piquado	Term Expires 2022
Johan Andersen	Term Expires 2023
David Tyler	Term Expires 2023
Kristin Snow	Term Expires 2021
Thomas Chase	Term Expires 2021
Michael Dowe	Term Expires 2022
Steven Hepburn	Term Expires 2023
Joseph Wernig (resigned)	Term Expires 2021
Amber LaTorre (appointed)	Term Expires 2021
J. Kevin Hayes, Selectman Representative	
Gretchen Gandini, School Board Representative	

BOARD OF FIRE ENGINEERS
(Three-Year Terms)

William R. Akerley, Chair	Term Expires 2021
Donald Spear	Term Expires 2023
John “Jack” T. Lyman	Term Expires 2022

GUNSTOCK ACRES VILLAGE WATER DISTRICT

Jim Johnson, Commissioner (resigned)
Caryl Falvey, Commissioner (resigned)
Howard Epstein, Commissioner
Norman J. Silber, Commissioner (resigned)
Jack Kelley, Commissioner
Joseph Geraci, Commissioner
Nicholas Sceggell, Treasurer
(Vacant), Clerk

APPOINTED TOWN OFFICIALS

CONSERVATION COMMISSION

Carole Hall, Chair	Term Expires 2023
Lee Duncan, Vice-Chair	Term Expires 2022
Lawrence Routhier	Term Expires 2023
John Jude	Term Expires 2021
Everett McLaughlin (resigned)	Term Expires 2021
Douglas Hill	Term Expires 2022
Thomas Drouin	Term Expires 2023
John Goodhue, Alternate	Term Expires 2023

PLANNING BOARD

Wayne Hall, Chair	Term Expires 2023
Carolyn Scattergood, Vice-Chair	Term Expires 2021
Richard Vaillancourt, Secretary	Term Expires 2022
Jack Landow	Term Expires 2023
Isaac Howe	Term Expires 2021
William Johnson	Term Expires 2022
Emily Drake, Alternate	Term Expires 2023
Gaye Fedorchak, Alternate	Term Expires 2023
Rick Notkin, Alternate	Term Expires 2021
Dale Channing Eddy, Selectman Rep.	

RECREATION COMMISSION

Richard Nelson, Chair	Term Expires 2021
Thomas Francoeur, Vice-Chair	Term Expires 2022
Miriam York, Secretary	Term Expires 2022
David Smith	Term Expires 2023
James Glover	Term Expires 2021
Everett Peter Allen, Alternate	Term Expires 2023
Tracey Blandford, Alternate	Term Expires 2023
Lisa Mans-Buckley, Alternate	Term Expires 2023

ZONING BOARD OF ADJUSTMENT

J. Scott Davis, Chair	Term Expires 2021
William Knightly, Vice-Chair	Term Expires 2023
Andrew Howe	Term Expires 2023
Ann Montminy (resigned)	Term Expires 2021
Lawrence Routhier	Term Expires 2021
Adrianne Antonopoulos, Alternate	Term Expires 2021
J. Kevin Hayes, Selectman Rep. (Alt.)	

HISTORIC DISTRICT - HERITAGE COMMISSION

Richard Sonia, Chair	Term Expires 2020
William Bickford, Vice Chair (resigned)	Term Expires 2023
Troy Schrupp, Secretary	Term Expires 2023
Lynne DeVivo	Term Expires 2021
Gus Benavides, Selectman Representative	
Emily Drake, Planning Board Representative	

LAKES BUSINESS PARK BOARD OF DIRECTORS

Greg Goddard	Term Expires 2023
Anthony Ferruolo	Term Expires 2021
Leo Sanfacon (resigned)	Term Expires 2022
Gus Benavides	Term Expires 2022

INSPECTOR OF ELECTIONS
(Two-Year Terms)

Donna Mooney	Term Expires 2020
Michael Dowe	Term Expires 2020
Barbara Carey	Term Expires 2020
Michael Graham	Term Expires 2020
Doris MacHaffie	Term Expires 2020
Diane Tinkham	Term Expires 2022
Kimberly Slattery	Term Expires 2020
Claire Stinson	Term Expires 2020
Floyd “Ken” Sterner	Term Expires 2020
Cynthia Baron (Alternate)	Term Expires 2020
Gaye Fedorchak	Term Expires 2022
Rina Tankle	Term Expires 2022
Karen Kolb	Term Expires 2020
Maureen Nix	Term Expires 2022
Travis Cole	Term Expires 2020
Priscilla Bean	Term Expires 2020

LAKES REGION PLANNING COMMISSION BOARD OF DIRECTORS

John Ayer	Term Expires 2022
Richard Egan	Term Expires 2021

KIMBALL WILDLIFE FOREST COMMITTEE

Sandra T. McGonagle, Chair	Term Expires 2021
Rebecca Watson	Term Expires 2021
Alexandra Breed	Term Expires 2023
Patricia Bennett, Secretary	Term Expires 2022
John Colby (deceased)	Term Expires 2022
Rebecca DiGirolomo, Belknap County Coop. Ext.	Technical Advisor
Scott Dunn, Town Administrator	Technical Advisor
Tim Nolin, Town Forester	Technical Advisor

OLD HOME DAY COMMITTEE

John & Joy Hall
Grace Herbert
Ethie Ritson
Ronda Reimers
Michelle Blake
Ann Saulnier
Ardy Eaton
Peter & Christine Bowler
Diane & Jerry Maher
Helen Murphy
Sue King
Karen Thurston
Kathleen Merriam
Amber LaTorre
Herbert M. Greene, Technical Advisor

CAPITAL IMPROVEMENT PROGRAM COMMITTEE

Lawrence Routhier, Chair
Giselle Lambert, Vice-Chair
Richard Grenier
J. Kevin Hayes, Selectman Representative
Wayne Hall, Planning Board Representative
Kyle Sanborn, School Board Representative
Sean Murphy, Budget Committee Representative

APPOINTED TOWN OFFICERS

Animal Control Officer	Michelle King
Assessing Agent	Marybeth Walker
Building Inspector/Code Enforcement Officer	David R. Andrade (retired)
Building Inspector/Code Enforcement Officer	Daniel Tousignant
Buildings & Grounds Superintendent	Matthew Whitney
Deputy Emergency Management Director	Bradley A. Ober
Deputy Fire Chief	Bradley A. Ober
Deputy Moderator	Lawrence Routhier
Deputy Police Chief	Kristian Kelley
Deputy Town Clerk-Tax Collector	Sandra Beland
Deputy Town Treasurer	Dawn Scribner
Deputy Health Officer	Daniel Tousignant
Head Mechanic	David Harris, Jr.
Emergency Management Director	Stephen M. Carrier
Finance Director	Holly A. Burbank
Fire Chief	Stephen M. Carrier
Health Officer	John Carlson
Highway Superintendent	Kyle Tibbetts
Library Director	Katherine C. Dormody
Parks & Recreation Director	Herbert M. Greene
Planning and Land Use Director	John B. Ayer
Police Chief	Anthony J. Bean Burpee
Police Prosecutor	Eric Bredbury
Public Works Director	Meghan E. Theriault
Public Works Operations Manager	Roger Weeks, Jr.
Sewer System Superintendent	Kevin Carlisle
Solid Waste Center Superintendent	Bruce Hewitt
Town Administrator	Scott J. Dunn
Town Executive Assistant	Angela Bovill
Welfare Director	Pamela Clark

REPORT OF THE ASSESSING AGENT

State law governs the assessing process including guidelines developed by the Assessing Standards Board (ASB). The Selectmen have a primary responsibility to ensure that assessments are proportionate each year and that the assessing process and results are consistent with State Standards.

Because personnel performing appraisals for assessing purposes must be certified to do so by the State, Selectmen delegate appraisal duties out to qualified personnel in the Appraisal Department. Beyond appraisal issues, the Selectmen retain authority over all legal processes occurring in the Department.

Every five years the NH Department of Revenue Administration 'certifies' municipalities by analyzing various functions that occur in the Appraisal Department, and measure their findings against State ASB (Assessing Standards Board) requirements. The most recent certification year for Gilford was 2019. As part of this process we performed a full revaluation and updated all exemptions and credits.

2020 Real Estate Market:

The increases witnessed since 2015 continued into the 2020 calendar year for most sectors of real estate in the Town. Selling prices of Waterfront properties, Condominiums and Boat slips saw the largest increases on average.

Statistics (Average Selling Prices)*:

Category	2015	2016	2017	2018	2019	2020
Islands	$327,300	$556,000	$356,200	$579,800	$484,500	$568,300
Single Family	$264,000	$291,400	$260,000	$289,500	$337,200	$377,500
Mainland WF	$939,300	$984,700	$1,078,600	$1,266,200	$1,286,700	$1,422,200
Gov. Isle WF	$2,236,600	$2,000,000	$1,578,800	$2,008,000	$2,447,500	$2,742,600
Boat Slips	$62,800	$62,600	$60,000	$61,600	$77,300	$87,000

	2015	2016	2017	2018	2019	2020
Condos						
WF Related	$281,900	$280,700	$362,400	$360,100	$307,400	$382,300
Non-WF	$139,000	$128,400	$167,000	$153,400	$77,300	$152,300

* As with all average calculations, caution must taken before coming to conclusions, especially during times where not all categories and sub-categories are equally represented.

2020 Assessment Changes:

Gilford has an ongoing policy to remain in compliance with RSA 75:8, that is, as the real estate market changes, so do the assessments. The goal is to keep assessments consistent with the emerging market as of April 1st of each year and in compliance for maintaining 'proportionality' in property assessments annually. In 2020 we performed a cyclical revaluation to bring properties in line with sale prices.

The following chart shows the changes in total valuation by category at year-end 2020 (taken from the MS1 report submitted to the State)*:

Category	2020	2019	$Change	%Change
Current Use/Conservation Lands	$676,430	$472,930	$203,500	43.02%
Residential Land	$750,146,190	$707,676,080	$42,470,110	6%
Commercial Land	$69,375,600	$69,548,800	($173,200)	-.25%
Total Lands	$820,198,220	$777,697,810	$42,500,410	5.47%
Residential Buildings	$1,140,344,700	$1,076,599,100	$63,745,600	5.9%
Manf Housing	$26,634,100	$22,068,700	$4,565,400	20.69%
Commercial Buildings	$147,833,100	$147,002,000	$831,100	.57%
Total Buildings	$1,314,811,900	$1,245,669,800	$69,142,100	5.56%
Public Utilities**	$17,011,158	$10,963,200	$6,047,958	55.17%
Elderly Exemptions:	$2,154,400	$1,906,700	$247,700	12.99%
Blind Exemptions	$ 60,000	$45,000	$15,000	33.33%
Net Exemptions:	$2,214,400	$1,951,700	$262,700	13.46%
Net Valuation	$2,149,486,818	$2,032,075,540	$117,411,278	5.8%

* Not all columns will add correctly due to some exemptions exceeding the assessments
** Public Utilities are pro-rated by the State for the State Education Tax Rate

Assessment-to-Sales Ratio: This statistic measures the relationship between the assessed values in Town, and the sales prices of open-market, arms'-length transactions occurring between 10/01/2019 and 09/30/2020. For example, a property that sells for $100,000 but is assessed for $95,000 has a ratio of 95% (95,000 divided by 100,000). The Department of Revenue Administration calculates different statistical data for the ratio year, including the median ratio.

In 2019, the ratio was 97.2% after the revaluation. For 2020 our preliminary ratio is 95%, meaning that our 2020 assessments are reflecting 95% of market value. If an update to the values was not performed the ratio would have been 85% of market value. The Department of Revenue Administration requires Towns to be between 90% and 110% of market value at least once in five (5) years. The Town of Gilford strives to remain in the 100% range annually.

2019 Tax Rate Changes:
The tax rate is made up of 4 components, the Town, County, Local School and State School rate. Following are the changes in the rates from last year:

Tax Rates:	2020	2019	$Change	%Change
Town	$4.65	$4.66	($0.01)	-.2%
County	$1.12	$1.21	($0.09)	-7.4%
Local School	$7.42	$8.11	($0.69)	-8.5%
State School	$1.84	$1.88	($0.04)	-2.1%
Totals	$15.03	$15.86	($0.83)	-5.2%

Cycled Inspections:
In accordance with the State Constitution requiring an "inventory anew at least every 5 years"; 20% of all our improved properties are inspected by a staff appraiser. In this way, over a 5-year period all properties are inspected. This helps ensure that our property data is reasonably accurate.

These cycled inspections are performed by geographic area, although there are some exceptions. Other major reasons appraisal personnel will inspect properties include active building permits, recent sale or property transaction, abatement request and/or taxpayer request, etc.

Since the Town performs 5-year cycled inspections, when a visit is performed for any reason, an entire inspection (exterior measurements and interior inspection) is performed. This is so the appraisal personnel can then consider the property cycled. Review appraisers also follow-up by reviewing a portion of the Town each year to ensure consistent application of appraisal procedures.

The question has arisen as to why the Town continually performs these assessment updates, and not just when the 5-year certification year arrives (our next certification is due in 2024). Beyond the requirements of RSA 75:8 referenced above, performing more frequent updates adjusts taxes more incrementally as opposed to all at one time. Consider the following:

The reason assessments change is due to the real estate market changes. If the market would simply stand still, then assessments remain the same. If the market changed equally for all properties, then there would be no change in tax dollars paid beyond any increases in the annual budget, even if all assessments were increased. For example, if all assessments were increased by 10% across the board, the tax rate would decrease by 10% and the taxes would remain the same as in the previous year (assuming a level budget for both years).

Exemptions and Tax Credit Information:
The State administers a program of tax relief entitled LOW & MODERATE INCOME HOMEOWNERS PROPERTY TAX RELIEF. This program is administered by the State DRA however we will have forms in the appraisal office to apply. We expect to have the forms available in April (the State delivers the forms to us). The filing date is May 1st through June 30th of 2021 for the 2020 tax year.

Our office is available at any time to discuss these local exemptions such as elderly exemptions, or tax credits such as veterans' credits. We are also available for scheduling meetings to discuss any aspect of the assessing process at any time. We encourage all taxpayers to take an opportunity to review the information on file for your property, and to bring questions or discrepancies to our attention if they are found.

We extend our gratitude to the administration for their continuing guidance and support and helpful fellow Town employees, particularly our stellar technical staff: Marsha McGinley and Rebecca Wright.

Most importantly we wish to thank the taxpayers of our Town for the patience and courtesies extended to us over the year. We understand that your privacy is paramount, and while we strive to adhere to State requirements, we attempt to do so in as non-invasive a manner as possible. We are an 'open door' office and we will review and/or explain your assessment at any time. As always, we do look forward to providing you with assistance in any way we can.

Respectfully Submitted,

Marybeth Walker, CNHA
Assessing Agent

REPORT OF THE BOARD OF SELECTMEN

It is our honor to submit this report as a summary of municipal government activities in Gilford during the year 2020.

It is no question 2020 was a challenging year for all of us, dealing with the pernicious Covid-19 pandemic. Changes were required in how we all live and work, in how our children attend school, and how residents and visitors receive services from our town employees and elected officials. Town Hall never closed, no employees lost their lives, Old Home Day was cancelled but Memorial Day observances went on without a parade, and the Town Beach and Town Docks saw their busiest seasons ever. No mask mandate was issued. Meetings of the Board of Selectmen and other boards and committees continued, though with the appropriate precautions in place and the ability to attend meetings remotely.

The Annual Town Meeting and Elections saw a change in the composition of the Board of Selectmen, with Richard Grenier having not run for another term and former Selectman Kevin Hayes returning to office. Danielle Lafond was elected to her first full term as Town Clerk after completing the term of former Town Clerk Denise Gonyer after she departed for State Government service in 2019.

There were some changes in Town personnel with the retirements of Building Inspector/Code Enforcement Officer Dave Andrade after 25 years of service, and two long term firefighter officers - Capt. Mike Balcom after 34 years and Capt. Rick Andrews after 28 years of service. We also saw the departure of the Town's Executive Assistant – Angela Bovill, who served the Town very well for 5-1/2 years. The year also saw the hiring of a new Finance Director, Holly Burbank, and a new Building Inspector/Code Enforcement Officer, Daniel Tousignant.

Some of the major accomplishments taking place during the past year include the opening of the new Solid Waste Center on January 2nd, the reconstruction of Cotton Hill Road and the repaving and topcoat of about 5 miles of town roads, implementing a regional Health Officer program with the Partnership for Public Health, negotiation of a new 2-year agreement with the Police Union, and maintaining a stable tax rate despite the addition of 2 new full-time firefighters. The Town has also seen the installation of miles and miles of coax cables, optical fiber and other equipment as Comcast came to Town to offer alternative cable television and internet services.

Looking to the near future, technology upgrades in Town Hall will allow remote participation at public meetings and enhancements to the Town website. Plumbing upgrades will be made to replace the corroding pipes of the HVAC system in Town Hall. A new road improvement plan is in the works to ensure the Town roads are maintained and repaired on a timely basis. A citizen committee will be established to design a new DPW facility as well as determine a suitable location for the new facility. On the financial side, the final payment on Fire Engine 3 will be made this year. And as always, every effort will be made to keep the tax rate stable.

We are grateful to our dedicated employees who are truly committed to providing outstanding customer service for the benefit of Gilford residents, taxpayers and our visitors, particularly in light of the difficulties caused by the Covid-19 pandemic.

Finally, we would like to take this opportunity to extend our thanks to all of those who volunteer their time and effort to serve on the boards and committees. It has been an honor and a pleasure to serve alongside you working to make our town a better place.

Respectfully submitted,

The Gilford Board of Selectmen

Dale Channing Eddy, Chairman
Gus Benavides, Vice-Chairman
Kevin Hayes, Clerk

TOWN OF GILFORD
CAPITAL IMPROVEMENT PLAN
2021-2026

Approved by the C.I.P. Committee on September 21, 2020
Accepted by the Board of Selectmen on October 14, 2020

	2021 REQUEST	2021 RECMND	2022 REQUEST	2022 RECMND	2023 REQUEST	2023 RECMND	2024 REQUEST	2024 RECMND	2025 REQUEST	2025 RECMND	2026 REQUEST	2026 RECMND	TOTAL REQUEST	TOTAL RECMND
GENERAL GOVERNMENT														
POLICE STATION (BOND PAYMENTS)	87,440	87,440	84,890	84,890	87,340	87,340	84,535	84,535	81,730	81,730	85,025	85,025	510,960	510,960
BEAN PROPERTY (LOAN PAYMENTS)	93,635	93,635	93,641	93,641	0	0	0	0	0	0	0	0	187,276	187,276
RECREATION FACILITIES MAINTENANCE CRF	20,000	20,000	20,000	20,000	20,000	20,000	20,000	20,000	20,000	20,000	20,000	20,000	120,000	120,000
SUBTOTAL	*201,075*	*201,075*	*198,531*	*198,531*	*107,340*	*107,340*	*104,535*	*104,535*	*101,730*	*101,730*	*105,025*	*105,025*	*818,236*	*818,236*
PUBLIC WORKS														
SIDEWALK CRF	10,000	10,000	10,000	10,000	10,000	10,000	10,000	10,000	10,000	10,000	10,000	10,000	60,000	60,000
BUILDING MAINTENANCE CRF	25,000	25,000	25,000	25,000	25,000	25,000	25,000	25,000	25,000	25,000	25,000	25,000	150,000	150,000
BRIDGE CRF	105,000	100,000	105,000	100,000	105,000	100,000	105,000	100,000	105,000	100,000	105,000	100,000	630,000	600,000
TANNERY HILL BRIDGE REPAIRS (FROM CRF)	0	0	0	0	50,000	50,000	0	0	0	0	0	0	50,000	50,000
SUMMIT AVE BRIDGE REPAIRS (FROM CRF)	57,000	50,000	112,500	100,000	0	0	0	0	112,000	100,000	461,500	400,000	743,000	650,000
GLENDALE CRF	10,000	10,000	10,000	10,000	10,000	10,000	10,000	10,000	10,000	10,000	10,000	10,000	60,000	60,000
DPW BUILDING CRF	50,000	50,000	50,000	50,000	50,000	50,000	50,000	50,000	0	0	0	0	200,000	200,000
DPW BUILDING DESIGN (FROM CRF)	75,000	75,000	0	0	0	0	175,000	175,000	0	0	0	0	250,000	250,000
DPW BLDG CONSTRUCTION (TO BE BONDED)	0	0	0	0	0	0	0	0	3,500,000	3,500,000	0	0	3,500,000	3,500,000
HIGHWAY EQUIPMENT CRF	0	0	50,000	50,000	50,000	50,000	50,000	50,000	50,000	50,000	50,000	50,000	250,000	250,000
SEWER MAINTENANCE CRF	10,000	10,000	10,000	10,000	10,000	10,000	10,000	10,000	10,000	10,000	10,000	10,000	60,000	60,000
SOLID WASTE CENTER SCALE	85,000	85,000	0	0	0	0	0	0	0	0	0	0	85,000	85,000
HD DUMP TRUCK W/PLOW (34K GVW)	0	0	0	0	0	0	255,000	255,000	0	0	0	0	255,000	255,000
LD DUMP TRUCK W/PLOW (19.5K GVW)	0	0	0	0	146,000	146,000	0	0	162,000	162,000	0	0	308,000	308,000
PICK-UP TRUCK W/PLOW	55,000	55,000	0	0	0	0	60,000	60,000	0	0	0	0	115,000	115,000
LOADER (FROM CRF)	0	0	0	0	0	0	0	0	0	0	220,000	220,000	220,000	220,000
BACKHOE (LEASE PAYMENTS)	40,000	40,000	40,000	40,000	40,000	40,000	40,000	40,000	0	0	0	0	160,000	160,000
JET RODDER VACUUM (LEASE PAYMENTS)	34,000	34,000	34,000	34,000	34,000	34,000	34,000	34,000	34,000	34,000	0	0	170,000	170,000
SEWER PUMP STATIONS (LOAN PAYMENTS)	31,098	31,098	30,700	30,700	30,301	30,301	29,902	29,902	29,504	29,504	29,105	29,105	180,610	180,610
DPW BUILDING (BOND PAYMENTS)	0	0	0	0	0	0	0	0	0	0	200,000	200,000	200,000	200,000
SOLID WASTE CENTER (BOND PAYMENTS)	107,451	107,451	107,451	107,451	107,451	107,451	107,451	107,451	107,451	107,451	107,451	107,451	644,706	644,706
SUBTOTAL	*694,549*	*682,549*	*584,651*	*567,151*	*667,752*	*662,752*	*961,353*	*956,353*	*4,154,955*	*4,137,955*	*1,228,056*	*1,161,556*	*8,291,316*	*8,168,316*
FIRE-RESCUE														
AMBULANCE (FROM ARF)	0	0	0	0	0	0	0	0	300,000	300,000	0	0	300,000	300,000
FIRE STATION IMPROVEMENTS	234,232	0	0	240,000	0	0	0	0	0	0	0	0	234,232	240,000
FIRE EQUIPMENT CRF	100,000	100,000	100,000	100,000	100,000	100,000	100,000	100,000	100,000	100,000	100,000	100,000	600,000	600,000
ENGINE 2 RESCUE COMBO (FROM CRF)	0	0	0	0	650,000	650,000	0	0	0	0	0	0	650,000	650,000
ENGINE 3 (LEASE PAYMENT FROM CRF)	205,919	205,919	0	0	0	0	0	0	0	0	0	0	205,919	205,919
BREATHING APPARATUS (LEASE PAYMENTS)	37,126	37,126	37,126	37,126	37,127	37,127	37,127	37,127	37,126	37,126	0	0	185,632	185,632
FIRE BOAT (LEASE PAYMENTS)	52,342	52,342	52,343	52,343	52,342	52,342	4,361	4,361	0	0	0		161,388	161,388
COMMAND VEHICLE (LEASE PAYMENTS)	12,600	12,600	12,600	12,600	12,600	12,600	12,600	12,600	12,600	12,600	0	0	63,000	63,000
SUBTOTAL	*642,219*	*407,987*	*202,069*	*442,069*	*852,069*	*852,069*	*154,088*	*154,088*	*449,726*	*449,726*	*100,000*	*100,000*	*2,400,171*	*2,405,939*
ANNUAL TOTAL - MUNICIPAL (GROSS)	**1,537,843**	**1,291,611**	**985,251**	**1,207,751**	**1,627,161**	**1,622,161**	**1,219,976**	**1,214,976**	**4,706,411**	**4,689,411**	**1,433,081**	**1,366,581**	**11,509,723**	**11,392,491**
LESS ESTIMATED REVENUES (NON-TAX $$)	**867,330**	**827,017**	**523,200**	**745,700**	**1,256,301**	**1,251,301**	**899,902**	**894,902**	**4,433,504**	**4,416,504**	**1,040,605**	**974,105**	**9,020,842**	**9,109,529**
ANNUAL TOTAL - MUNICIPAL (NET) (FROM TAX $$)	**670,513**	**464,594**	**462,051**	**462,051**	**370,860**	**370,860**	**320,074**	**320,074**	**272,907**	**272,907**	**392,476**	**392,476**	**2,488,881**	**2,282,962**
SCHOOL DISTRICT														
DEBT PAYMENTS	1,101,667	1,101,667	1,047,515	1,047,515	175,288	175,288	169,861	169,861	163,759	163,759	156,982	156,982	2,815,072	2,815,072
GHS ROOF REPLACEMENT	0	0	0	0	0	0	400,000	400,000	0	0	0	0	400,000	400,000
GMS/GHS PAVEMENT	0	0	0	0	0	0	0	0	325,000	325,000	0	0	325,000	325,000
GMS/GHS ROOFTOP A/C UNITS (PHASE 1)	0	0	0	0	0	0	0	0	0	0	550,000	550,000	550,000	550,000
GHS LOCKER ROOM RENOVATIONS	0	0	870,000	870,000	0	0	0	0	0	0	0	0	870,000	870,000
DISTRICT WIDE WIRELESS INFRASTRUCTURE	182,000	182,000	0	0	0	0	0	0	0	0	0	0	182,000	182,000
GES GYM WINDOW REPOINTING	71,000	71,000	0	0	0	0	0	0	0	0	0	0	71,000	71,000
GES ROOF REPLACEMENT	0	0	0	0	400,000	400000	0	0	0	0	0	0	400,000	400,000
ANNUAL TOTAL - SCHOOL	**1,354,667**	**1,354,667**	**1,917,515**	**1,917,515**	**575,288**	**575,288**	**569,861**	**569,861**	**488,759**	**488,759**	**706,982**	**706,982**	**5,613,072**	**5,613,072**

REPORT OF THE CEMETERY TRUSTEES

The Town of Gilford Cemetery Trustees are Pete Allen, Rae Mello-Andrews, and Kristin Snow. To reach us, please leave a voicemail at the Cemetery Trustees office in Town Hall: (603) 527-4707. Gilford DPW Director Meghan Theriault serves as the Cemetery Steward. This year the Trustees and Steward assisted with arranging burials, selling plots, maintaining records, overseeing the budget, and answering questions from the public.

The Town maintains 15 cemetery and burial sites: Ames, Bean, Carr, Collins, Davis, Grant, Hoyt, James, Lamphrey, Liberty Hill, McCoy, Pine Grove, Weeks, and Wilkinson Cemeteries and the Pest House Marker. The cemeteries opened in early April and closed after Veteran's Day. The Town of Gilford website has a list with directions to Gilford cemeteries.

Since the 2011 election when the Town took over Pine Grove and McCoy Cemeteries through the end of 2020, there were 187 burials (78 full burials and 109 cremation burials). During 2020, there were 19 burials in Pine Grove Cemetery and 1 burial in McCoy Cemetery. Since 2011, 114 full size plots and 17 smaller plots in the cremation section were sold at Pine Grove Cemetery. During 2020, 18 full size plots and 5 plots in the cremation section were sold. (Lots are no longer sold at McCoy Cemetery.)

During 2020, the Trustees conducted walkthroughs of every town-maintained. In March, several damaged bull pine trees were removed in the rear of Pine Grove Cemetery. In October, the dying and hazardous red pine trees at the northern border of Pine Grove Cemetery were removed. The Trustees plan to plant a new tree buffer in 2021 to keep with the history of the nearby Rowe House. Six of the Historic Cemetery signs and the Pine Grove sign were replaced with signs that will hold up better in harsh weather. All the Historic Cemetery sign posts were repainted.

Due to the COVID pandemic, the Trustees had to follow new guidelines of how loved ones would be buried in the Town of Gilford. Following the Governor's order of no more than 10 people in a group and socially distancing, the process for burials changed. The Trustees made the difficult decision not to have volunteers place flags before Memorial Day at the grave sites of men and women who served our country. After the stay-at-home order was lifted, the Trustees installed 350 flags in the cemeteries to show respect to these individuals for their service. In 2020, the Trustees purchased bronze memorial flag holders for 100 veterans in Pine Grove Cemetery, which will be placed in 2021.

Over the past year, the Trustees data entered the extensive paper records for Pine Grove Cemetery into a spreadsheet format that provides information on every lot, plot, and burial. This work has made it possible to determine that there are 384 full size plots still available for sale (each can accept one full burial or up to four cremation vaults) out of 3291 full-sized plots currently laid out in Pine Grove Cemetery. There are 282 plots still available for sale in the cremation section, which has a total of 337 cremation plots. We also have spreadsheets with burial information for McCoy Cemetery and the town-maintained Historic Cemeteries.

This year, Pine Grove and McCoy Cemeteries were maintained by a seasonal staffer and Gilford Department of Public Works staff members. The Town-maintained Historic Cemeteries were well cared for by our contractor, Aaron Alpert of Dragonfly Maintenance. Belknap Landscape Company has contracts for annual lawn treatments and continues to try to revive the hedges at Pine Grove Cemetery.

Laconia Monument Company repaired and reset gravestones in Pine Grove and Hoyt Cemeteries. The headstone of sisters Clarissa and Deborah Gilman was found broken behind the tool shed at Pine Grove Cemetery. Their stone has been restored and reinstalled next to their parents, Antipass and Joanna Gilman, in the historic section of the cemetery.

The Trustees are grateful for Bill Maclean's volunteer help cleaning headstones and doing other maintenance at several Historic Cemeteries. Bill helped put a newly unearthed gravestone in place in James Cemetery. Please contact the Trustees if you would like to volunteer to "adopt" a cemetery.

The Trustees also thank Craig Beane, Judy Cott, Bill Day, April Day, Kendall Jones, Susan Leach, Dee Chitty, and Ellen Christmann for their help. Judy donated her knowledge and several notebooks of information that helped with the development of the Pine Grove electronic database, which she had started as a Trustee in 2011. Bill, April, and Ellen and Trustee Kristin Snow have donated their time to have all known gravestones and memorials in Gilford cemeteries entered in the FindAGrave.com website. FindaGrave.com is an internet site that allows users to search for information on birth, death and burial information and may include headstone photos, biographies, and connections to relatives.

Thank you to all the family members, friends, and relatives of those buried in the Gilford Cemeteries who help keep them looking beautiful. The Trustees appreciate those who leave flowers, straighten flags, visit, and watch over other plots. Cemeteries are outdoor museums with art, memories, history, and genealogy. They are a place of mourning, reflection, and a place of community.

Respectfully Submitted,
Peter Allen, Chair; Rae Mello-Andrews, Vice Chair, & Kristin Snow, Secretary of the Cemetery Trustees

Gilford Fire-Rescue

Stephen M Carrier, Chief *Bradley A Ober, Deputy Chief*

Community, Safety, Professional Service

REPORT OF THE GILFORD FIRE-RESCUE DEPARTMENT

The men and women of Gilford Fire-Rescue are honored to serve you. They truly enjoy interacting with the public and providing professional emergency services. Without your support, that would not be possible. Our members serve with pride. We are grateful for their service.

Annual emergency incident responses increased in 2020. We responded to 1752 incidents; slightly more than we responded to in 2019. This represents a 1% increase in call volume, and, a 24% increase in emergency call volume since 2011. Medical Aid incidents accounted for 62% of our total incidents. We collected just over $314,000 in ambulance transport revenue. Sixty percent of ambulance revenue remains in the Town's General Fund, while 40% is deposited into an Ambulance Special Account to pay for ambulance service equipment and supplies. The department also conducted 799 fire and life safety inspections. Fire prevention permit application fees generated $13,350 of revenue. Additionally, firefighters and EMTs conducted smoke detector checks, child safety seat inspections, and conducted/participated in a tremendous amount of training.

Training continues to be a priority for the men and women of Gilford Fire-Rescue. In 2020, the members of the department participated in over 1,800 hours of training in an effort to be ready for any emergency they may encounter.

Since March of last year, we have been deeply immersed in the COVID-19 pandemic. As Emergency Management officials, we continue to interact with State officials by participating in conference calls and virtual meetings. We have secured personal protective equipment and cleaning materials for our personnel, station, and apparatus. We are testing our fire and police personnel, weekly, as part of the First Responder Optional Surveillance Testing project. Moreover, we are beginning to be vaccinated. Our personnel have embraced and upheld all of the safety guidance surrounding the virus. To date, we have not had any of our members contract the virus.

39 Cherry Valley Road, Gilford, New Hampshire 03249-6843
Phone (603) 527-4758 E-mail gilfordfirerescue@gilfordnh.org

As the State dealt with unusual drought conditions extending into the early fall, 2020 state-wide wildland fire numbers creeped ahead of last year's totals. Gilford Fire-Rescue and the Division of Forests & Lands worked throughout the year to protect homes and the forests. The statewide system of 16 fire lookout towers, including Mt Belknap in Gilford, continues to operate on high fire danger days. Our fire lookouts are credited with keeping many fires small due to their quick and accurate spotting capabilities. The NH Civil Air Patrol supplements the towers' fire detection efforts when the fire danger is especially high. No major wildland fires occurred in Gilford in 2020.

In 2020, we refinished our apparatus floor and fixed our floor drains; took delivery of a new forestry truck; installed a new dry hydrant on Watson Road; and ordered a new ambulance. We also hired two additional full time firefighters, bringing our staffing to four on each shift. Our CIP requests this year include replacing the Chief's command vehicle, continuing to fund the Fire Equipment Capital Reserve Account, and continuing to fund the Water Supply Capital Reserve.

This is a very demanding field to work in, at every level. We expect a tremendous amount of time and effort from our employees so that they may deliver the very highest level of service as reflected in our slogan: ***Community, Safety, Professional Service.*** It continues to be our pleasure to serve you!

Most importantly, we want to recognize and commend Captain Michael Balcom for his 34 years of service and Captain Richard Andrews for his 28 years of service. Both have retired from their full time positions at the end of 2020. Both will be staying with the department as Call Firefighters. A huge thank you to both of them!

As always, please do not hesitate to call the station with any questions, concerns, or request for services that you may have. In addition, don't ever hesitate to stop by. Office hours are generally 8am-5pm, Monday through Friday, but our firefighters will assist you anytime they are not out of the station training, doing an inspection, or responding to emergencies. We will continue to explore technology and to make more information, forms, pictures, schedules and other departmental information available through the fire department link on the Town website. Stay Healthy!!!

Respectfully submitted,

Stephen M. Carrier,
Fire Chief

EMERGENCY SERVICES

INCIDENTS

- 1752 Emergency Incident Responses
  - 1% Increase from 2019
  - Busiest year, ever!

- Fires, Hazards, Service Incidents
  - All up – Fires (+89) and Hazards (+38) significantly

- Emergency Medical Incidents
  - Decrease of 114 incidents from 2019
  - 9.4% Decrease

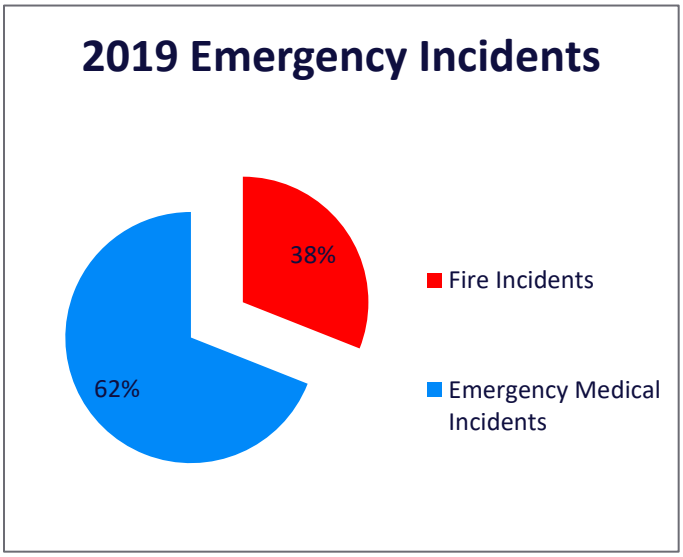

FIRES	
Structure	**33**
Chimney	**2**
Brush	**123**
Vehicle	**9**
Fire Alarms	**232**
Other	**96**
SUB TOTAL	**495**
MEDICAL	
Medical Aid	**783**
MVA	**73**
Rescue	**41**
Other	**192**
SUB TOTAL	**1089**
HAZARDS	
Wires	**80**
Haz Mat	**25**
CO	**12**
Misc.	**3**
SUB TOTAL	**82**
SERVICE	
Water	**5**
Misc	**43**
SUB TOTAL	**48**
2020 Total	**1752**

Notable Incident Volume Statistics

- Call volume has increased 4.3% over the past 5 years.
- Additionally, call volume has increased 42.4% since 2006.
- Monthly record high incident numbers in April, September, and December (124,170,163).
- Most Building Fires – December – 7.
- Most Brush Fires – September – 22.
- Most Fire Alarms Activations – July – 29.
- Most Medical Aid – Februaruy – 87.
- Most Motor Vehicle Accidents – June – 13.
- Most Overall Medical Inicidents – July – 106.
- Most Hazardous Conditions – August – 20.
- Most Service Calls – July – 8.
- Least number of Fire Incidents – February – 29.
- Least number of Medical Incidents – November – 72.

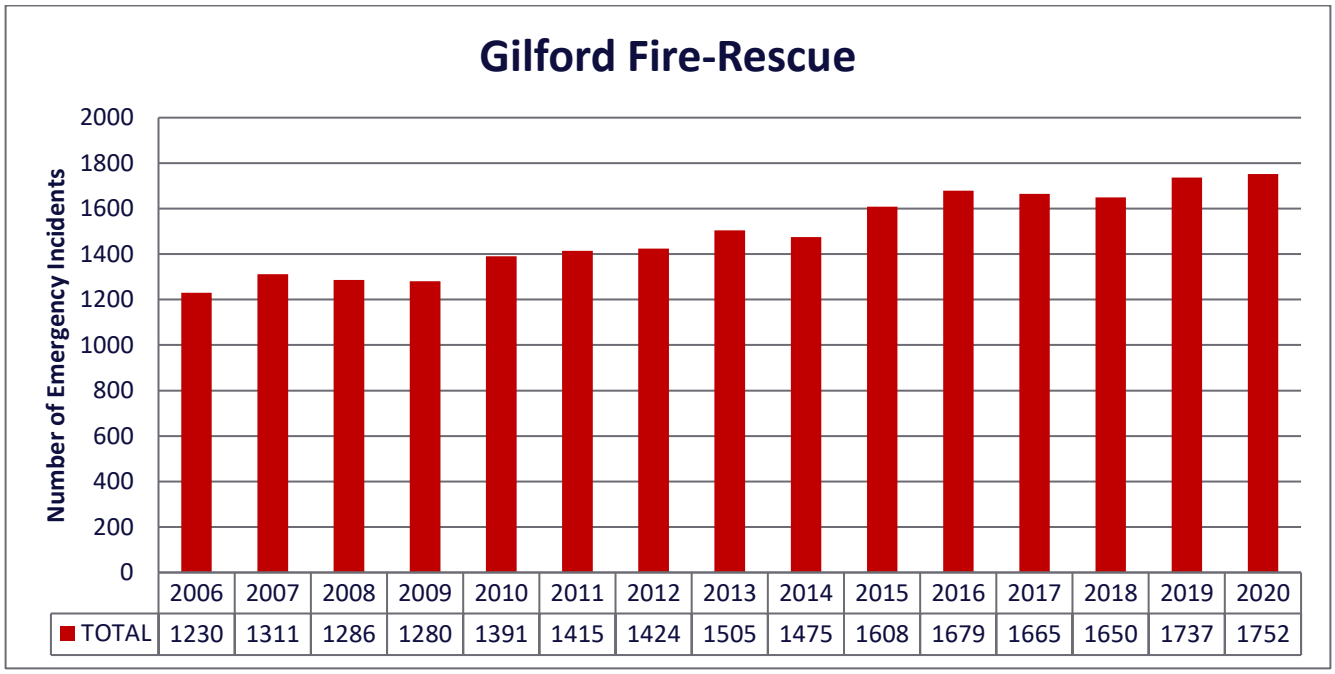

Incidents By Hour

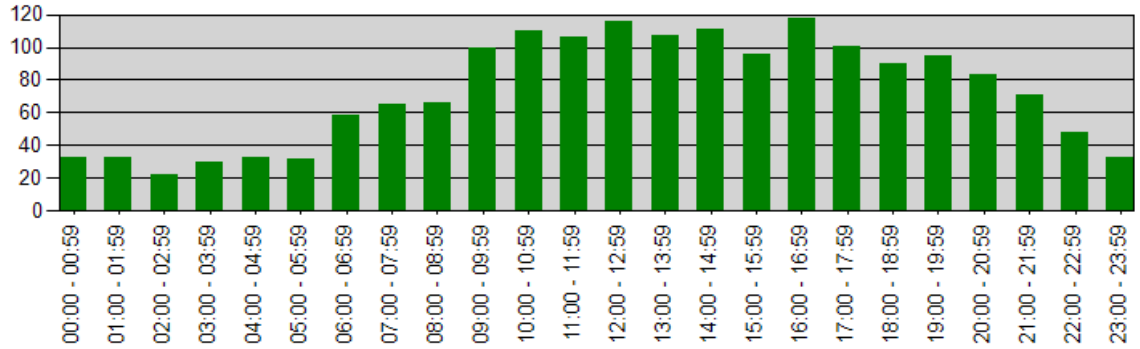

HOUR	# INCIDENTS
00:00 - 00:59	32
01:00 - 01:59	32
02:00 - 02:59	22
03:00 - 03:59	30
04:00 - 04:59	32
05:00 - 05:59	31
06:00 - 06:59	58
07:00 - 07:59	65
08:00 - 08:59	66
09:00 - 09:59	100
10:00 - 10:59	110
11:00 - 11:59	106
12:00 - 12:59	116
13:00 - 13:59	107
14:00 - 14:59	111
15:00 - 15:59	96
16:00 - 16:59	118
17:00 - 17:59	101
18:00 - 18:59	90
19:00 - 19:59	95
20:00 - 20:59	83
21:00 - 21:59	71
22:00 - 22:59	48
23:00 - 23:59	32

Incidents By Hour, cont.

- Busiest from 9 am to 8 pm.
- Busiest hour – 4 pm to 5 pm – 118 incidents.
- Slowest from 11 pm to 6 am.
- Slowest hour – 2 am to 3 am – 22 incidents.

Incidents By Day of Week

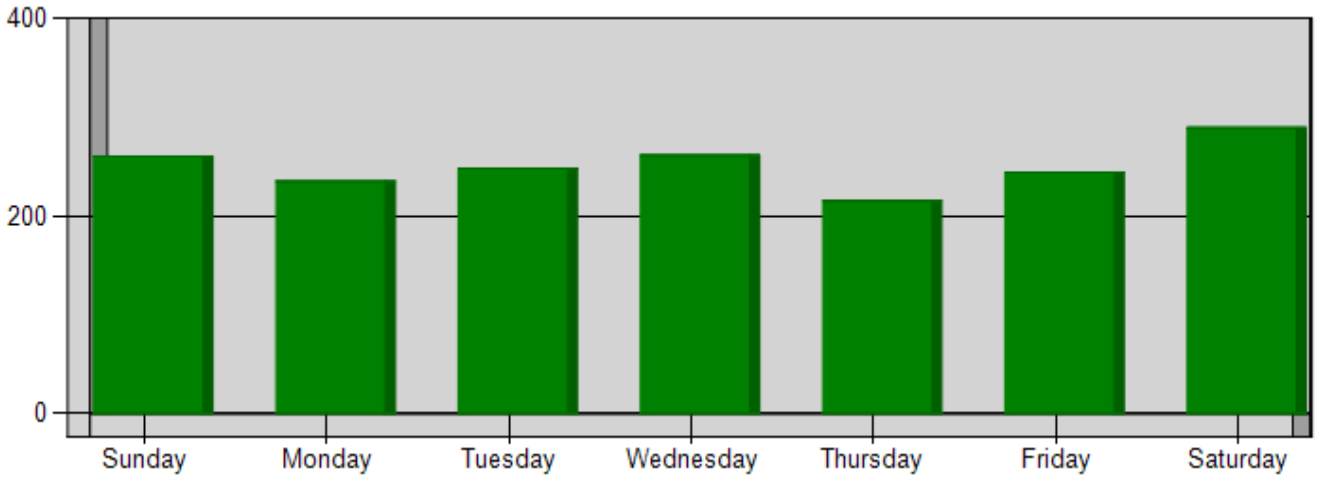

DAY OF THE WEEK	# INCIDENTS
Sunday	260
Monday	235
Tuesday	248
Wednesday	261
Thursday	215
Friday	244
Saturday	289
TOTAL	**1752**

Incidents By Day of Week, Cont.

- Weekends continue to be our busiest days of the week for incidents.
    - Saturday was the busiest – 289.
- Thursdays was the slowest day – 215.

Incidents By Zone

ZONE	NUMBER OF CALLS
801 - Village Area	360
802 - Gunstock Acres	162
803 - Glendale	110
804 - Airport to Weirs Rd	443
805 - Governors IS to Weirs Rd	64
806 - W of By-Pass	158
807 - S of Gilford Ave - Liberty Hill/Swain Rd	74
808 - Gilford Glen	31
809 - Cherry Valley Rd S/E to Alton T/L	24
810 - Scenic Dr/Lakeshore Rd/Ellacoya	103
811 - Lake Winnipesaukee	39
OUT - Response out of Gilford	184
TOTAL:	1752

- 759 Incidents occurred along the Route 11 (Lakeshore Road) corridor.
    - This area includes roads and occupancies along, or off of Rt 11 and north to the Laconia, Weirs line.
    - 48% of incidents in Gilford occur in those zones.
    - 52% of incidents in Gilford occur in the greater Village, Rt 11A corridor area.

Mutual Aid Responses

TOWN	GIVEN
Alton	**16**
Belmont	**7**
Laconia	**143**
Meredith	**12**
Sanbornton	**2**
Tilton-Northfield	**4**
Moultonborough	**2**
Franklin	**1**
TOTAL	**187**
Mutual Aid Received	**102**

- Mutual Aid Given – Increase of 7 incidents over 2019 totals.
- Mutual Aid Received – Increase of 8% from 2019.

GILFORD FIRE-RESCUE ROSTER – 2020

Board of Fire Engineers

Engineer William Akerley, Chair
Engineer Donald Spear
Engineer Jack Lyman

Department Personnel

Chief Stephen Carrier, AEMT
Deputy Chief Bradley Ober, EMT

Captain Michael Balcom, EMT-P
Captain Richard Andrews, EMT-P
Lieutenant Jeff Madon, AEMT
Lieutenant Dom DeCarli, EMT
Firefighter Scott Mooney, EMT
Firefighter Nate Hanson, EMT-P
Firefighter Nate Lemay, AEMT
Firefighter Dion DeCarli, AEMT
Firefighter Tim Johnson, AEMT
Firefighter Greg Trombi, EMT-P
Firefighter Duncan Phillips, EMT-P
Firefighter Kim Remick, AEMT
Firefighter Adam Gravelle, AEMT
Firefighter Brandon Zogopoulos, AEMT
Firefighter Dustin Drew, AEMT
Shawn Emond, AEMT
FF Phil Plummer, AEMT
FF Alex Simoneau, EMT

Firefighter DJ Arnst
Firefighter Martin Barrett, EMT
Firefighter William Beaupre
Firefighter Adam Cote, EMT
Firefighter Scott Davis, AEMT
Firefighter William Donahue, EMT
EMT Roslyn Dutile, EMT
Firefighter Harrison Haas, EMT
Firefighter Roger Horton
Firefighter Tim Joubert, AEMT
Firefighter John-Paul Kehoe
Firefighter Steven Langevin, AEMT
EMT Rae Mello-Andrews, EMT-P
Firefighter Tim Moar, EMT
Firefighter Ron Skinner
Firefighter Jordan Stopyra
Firefighter Gary Wilson

Administrative Assistant Charlene Boulanger

Community, Safety, and Professional Service

REPORT OF THE GUNSTOCK ACRES VILLAGE WATER DISTRICT

On May 30, 1981, the citizens of Gunstock Acres voted to create the Gunstock Acres Village District, pursuant to RSA Chapter 52. It was subsequently renamed, Gunstock Acres Village Water District (GAVWD) to reflect the district's purpose.

The Water District is self-funded and receives zero funding from the Town of Gilford. Our operation is funded by a combination of a flat rate water fee (not dependent on property value) and a precinct tax (based on property value) leveled at the property owners within the water district boundary

The Gunstock Acres community has continued to grow over the ensuing years, resulting in dramatically increased daily water demand. The water system now satisfies over 165,000 gallons of water per day of demand, up from 80,000 as recent as 7 years ago. Increased housing units, and a trend to larger units with more baths, plus irrigation systems, has been the demand drivers. To date, the Water District has been able to live up to the challenge of servicing the ever-growing community. But, to maintain the safety and reliability of a system that is now, as a District, 40 years old, a dramatic increase in capital spending is required for main water line and pump replacement, as well as substantial modifications to the pumping stations to meet current NH Department of Environmental Services requirements for safety and water quality.

To meet these capital spending needs, and to ensure spending is done carefully, with scientific based prioritization, the District has applied for and been approved for a NH DES sponsored asset management grant to fund 50% of the cost of an in-depth engineering study to help determine the optimal modernization sequencing of capital improvements. As well, the District applied for and received approval for a NH State sponsored revolving long-term loan of $1million that will help amortize the cost of the necessary improvements over generations of homeowners, thereby reducing the immediate burden on current residents. The District hopes to complete the engineering study by mid-2021 and begin drawing down on the revolving loan to fund the capital improvements by the second half of the year. The District will seek approval to draw down the loan from Gunstock Acres Village Water District voters via a warrant vote at the March 2021 annual meeting.

At the end of 2020, the District Commissioners also selected a new system operator, Lakes Region Water Services, LLC out of Moultonborough with the objective of improving the efficiency and cost of the water system operation, their contract runs from 2021 through 2023. Their contact number is: 603-476-2348, and is listed under the GAVWD module of the Town's website.

Current volunteer staff:

Commissioner:	Howard Epstein
Commissioner:	Joe Geraci
Commissioner:	Jack Kelley
Treasurer:	Nick Sceggell
Clerk:	Vacant

REPORT OF THE KIMBALL WILDLIFE FOREST COMMITTEE

The Kimball Wildlife Forest Committee was established by the Board of Selectmen in May, 1990, with the charge to address the "remaining land" at Kimball Castle, which includes all the land of the Kimball Castle Property, excluding 20 acres and the Castle which are privately owned. Two miles of trails have been completed on the property and were formally opened to the public in the Spring of 1992. These trails are open to the public daily from sunrise to sunset.

Originally certified as a Tree Farm in 1994, the 280 acre property was once part of the estate of wealthy railroad magnate, Benjamin Kimball. In the late 1890's, he had Italian stone masons construct a stone mansion high on Locke's Hill overlooking what boaters know as "The Broads" on Lake Winnipesaukee. Some of the stone used in construction of the castle was quarried from the south side of Locke's Hill – evidence of which is found along the property's aptly named "Quarry Trail."

The trail system, consisting of the Lakeview Trail and the Quarry Trail, starts approximately 100 feet from the entrance to the parking area off Route 11. The trail is marked by blue rectangles with interpretive stations indicated by numbers. Trail guides are available in the mailbox at the entrance to the trail. It is estimated that hundreds of hikers make the trek to the top of Lockes Hill during the hiking seasons.

A hike up the Lakeview Trail provides beautiful views of the mountains and the Broads on Lake Winnipesaukee. A panoramic binocular is located in the glade area and two binoculars are located at the top of the trail to accent the views of the lake and the mountains. A hike on the Quarry Trail provides a great history of the site, which is the location of where many of the stones used to build the castle were mined.
The Kimball Wildlife Forest is owned by the Town of Gilford and managed for timber, wildlife habitat, and recreation in partnership with UNH Cooperative Extension. The site is almost entirely wooded, and dominant forest types include hardwoods (oak and beech) mixed with white pine at lower elevations and increasing amounts of hemlock on higher slopes. Near the summit of Lockes Hill is a permanent wildlife opening dominated by shrubs, and a smaller shrubby opening is maintained overlooking Lake Winnipesaukee to the North. Just south of the summit is an area of rocky outcroppings that supports a more open "savannah". In the southeastern portion of the property are two regenerating harvests that contain birch and cherry, in addition to saplings of the dominant hardwoods.

Just a few examples of the work that has occurred under the Town of Gilford's tenure include:

- 17 acres of soil scarification in 1985 to encourage white pine regeneration.
- Designation as a Town Forest in 1990.
- Trail, landing, and woods road construction, with some of the labor provided by inmates from the New Hampshire State Prison "Shock Incarceration Program."
- Public parking lot construction off Route 11 in the mid-1990s.
- Timber sales in 1994, '97, '98, '99, 2012, and 2016 which have yielded over a half-million board feet of timber and 2,400 tons of low-grade wood.
- An ice storm assessment following 1998's powerful storm.

- Initiation of a crop tree study in partnership with researchers from the University of New Hampshire as well as conducting a bird inventory in 2016.
- A 10 acre prescribed burn to enhance wildlife habitat in 2018.
- Ongoing maintenance of permanent openings for wildlife, and
- Hosting field trips for local schools.

One of the great attributes of the property is that it fosters community engagement and local pride. The Town of Gilford is a shining example of cooperation between engaged residents who make up the Kimball Wildlife Forest Committee, private consulting foresters from Forest Land Improvement, logging contractors, a supportive, engaged Town Administrator, the Board of Selectmen, Gilford Fire and Police Departments, the Gilford Department of Public Works, and other town departments, as well as other entities and partners, including UNH Cooperative Extension. The result is first-rate management and a great resource that serves both the community and the Kimball legacy.

Wildlife habitat management is of primary importance in the Kimball Wildlife Forest. In the original trust, established by Charlotte Kimball, it was stipulated that the property be used "for the study and enjoyment of wildlife". To this end, it is the goal of the Committee to manage the trails in the Kimball Wildlife Forest in a manner that proves beneficial to native wildlife species. The recreational trails on the property provide public access and educational opportunities. Protecting these trails is an important responsibility of the Committee in order to preserve the aesthetic value and scenic beauty of the property.

The Kimball Wildlife Forest Committee expresses its thanks to Rebeca DiGirolomo with the UNH Cooperative Extension for her advice and support, as well as to the Belknap Range Trail Tenders (BRATT) for their assistance in trail management and care of signs on the trail. Special thanks to Dan Tinkham for his advice and assistance. Kimball Wildlife Forest lost a good friend, John Colby, this past year. John was a fine steward of the Lockes Hill Trails, hiking the trails almost daily with a watchful eye for care and management of the trails. He is greatly missed as a member of the Kimball Wildlife Forest Committee.

Local school and community groups made use of the trails for educational purposes to learn about the history and wildlife habitats located on the site. Interested schools and groups may contact Sandra McGonagle at 527-4752 to schedule educational hikes.

Ideas for trail expansion are welcome. Anyone interested in working with the Kimball Wildlife Forest Committee may contact the Board of Selectmen at 527-4700.

Sandra T. McGonagle, Chair
Patricia Bennett, Secretary
Rebecca DiGirolomo, Belknap County Cooperative Extension
Rebecca Watson
Alexandra Breed

.

Trail Information

The trail system, which includes the Lakeview and Quarry Trails, is marked with blue rectangles. Together, the trials form a loop that begins and ends at the trailhead parking area accessed from Route 11, and connecting at the Lockes Hill beacon. There are interpretive stations along the trials that will help you to better understand the natural history of the Kimball Wildlife Forest.

Lakeview Trail

0.65 miles, walking time 30 minutes, with moderate to steep terrain

This trail begins at the trailhead parking lot in a mixed forest of softwoods and hardwoods, including a fair amount of hemlock trees, which will increase in number as you ascend. The trail ascends Lockes Hill by a series of switchbacks with many rocks in the trail that can be used as stepping stones. In spring, you are likely to see the blooms of Canada mayflower, wild sarsaparilla, and starflower, all common wildflowers of the northern woodlands. The forest is also home to many common woodland birds, including year-round residents: black-capped chickadee, both white and red-breasted nuthatches, and several species of woodpeckers.

As you get closer to the top, notice the large boulders that start to appear. These boulders were deposited by glacial activity thousands of years ago.

Shortly before the top, you will reach "The Glade." This opening was cut to create a wildlife habitat opening and also to access a spectacular view of Lake Winnipesaukee and the Ossipee Mountains. You are encouraged to step off the trail and into the opening to enjoy the best views.

After the Glade the trail ascends more gradually to the powerline right-of-way at the top, where there is a spur trail to a view. This low shrubby opening is great for many bird species and is a logical place to look for warblers in the spring. The blueberries, which can be found directly under the powerline, provide food for many birds and mammals. Blueberries need full sun to thrive; notice how abruptly they stop growing at the line of trees surrounding the powerline. This open area also has maple and oak stump sprouts which are eaten by deer.

The Lakeview Trail meets the Quarry Trail at the Lockes Hill beacon, the largest utility pole at the top of the hill with the light on top.

Quarry Trail

1.15 miles, walking time 45 minutes, moderate terrain.

The Quarry Trail begins from the far side of the trailhead parking lot and immediately follows an old logging road to an open log landing area. After the landing, the trail is clearly marked with blue rectangles.

As you hike up the trail, notice the damage on your right--the bent treetops and the hundreds of broken and downed trees on the ground --caused on this hillside by the Ice Storm of 1998.

Shortly after the ice storm slope you will come to a rectangular pool. This pool is actually part of an old quarry site where stones were cut to build the castle. The quarry pool is now used in springtime as a breeding site by amphibian and invertebrate species. Unfortunately, one of the invertebrates that makes use of this pool is the mosquito! Understory plants around the pool and brook include many species of ferns, jewelweed, hobblebush, and a variety of asters.

Trail Information

The trail system starts approximately one hundred feet from the entrance to the parking area off Route 11. The trail is marked by blue rectangles with interpretive stations indicated by numbers.

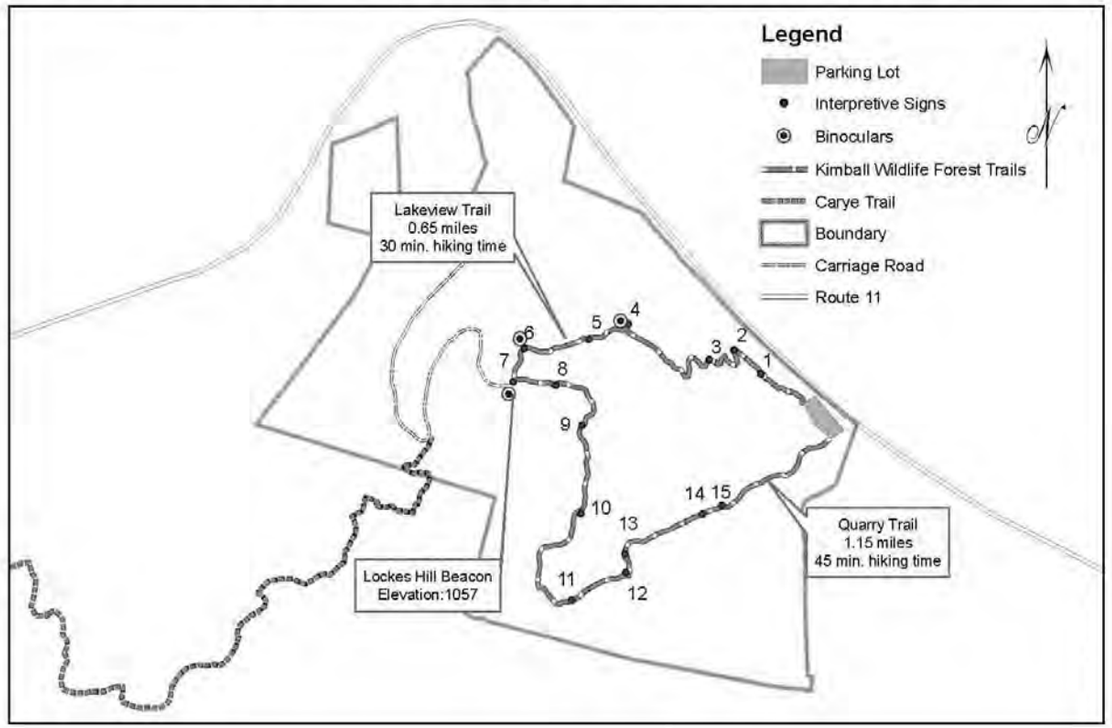

After the quarry the trail ascends through a lush hardwood forest with maples predominating. You'll soon come to a small gravel and ledge rise which will bring you up to the oak plateau.

Contrast the forest of the ridge with the forest just down the hillside. The plateau, with its thinner, drier soil, can't support the lush forest that you saw below. Instead, there are more oaks, hemlocks and fewer understory plants.

The trail follows the ridgeline and ascends gradually moving between dense stands of hemlock and more open hardwoods. Close to the top there are many rocky outcroppings which are frequently used by porcupine for dens. It's a much more open habitat, called an "oak savannah," that was created by a fire many years ago. There are occasional views at these outcroppings.

When you reach the powerline right-of-way and the Lockes Hill beacon (the largest utility pole at the top of the hill with the light on top,) there is a short spur trail to your left that takes you to a nice view of the Belknap Mountains. The beacon is also the junction of the Lakeview Trail.

Lakes Region Planning Commission
103 Main Street, Suite 3
Meredith, NH 03253
603-279-5334 | www.LakesRPC.org

Plan Regionally. Grow Locally.

Lakes Region Planning Commission 2020 Annual Report

The Lakes Region Planning Commission (LRPC) is a voluntary organization of 30 communities in Belknap, Carroll, Grafton, and Merrimack counties within a state-designated planning area established under RSA 36:45. Membership provides access to a wide range of services and resources including:

- Transportation, land use, and watershed management planning
- Technical Assistance with master plans, capital improvement plans, hazard mitigation plans, zoning and site plan regulations, developments of regional impact reviews, and circuit rider assistance
- Economic development assistance
- Grant writing and administration
- GIS mapping
- Data collection and analysis.

Highlights of FY20 local services for Town of Gilford include:

RSMS Project	Corresponded with Gilford DPW regarding materials and initial meeting. Met with DPW Director and coordinated data collection to begin June 23. Oversaw initial data collection then met with technicians to review and troubleshoot initial data. Sent list of attributes and Frost Heave map to DPW Director. Prepared and sent segment map along with list of segments and local factors with instructions to complete.
Household Hazardous Waste Collection	Directly related to water and soil quality (which impact our drinking water and tourism-based economy), these regional collections have become a Lakes Region summer tradition since we started them in 1986. While 19 out of 25 communities originally scheduled were not able to participate due to COVID-related concerns, the collections were a success, even breaking records for resident participation at two host sites. (The remaining 5 towns that make up our current 30 members belong to other solid waste districts.) We thank the residents of Gilford for participating and the Town of Gilford for serving as one of our 7 collection sites. **Collection dates for 2021** are **July 31** and **August 7.**
Land Use Regulations Books	Coordinated the purchase and delivery of 26 copies of the 2019-2020 books from NHOSI for the Planning and Land Use Department and Conservation Commission for a savings of $79 per book. Total Savings for 26 books: $2,041.
Solid Waste Management	Addressed HHW Coordinators in Gilford and Moultonborough and reviewed facility documents sent from Gilford. Notified HHW Coordinators, Town Administrators, and Commissioners regarding HHW meetings, status, and information; followed up with site coordinators to confirm participation. Addressed questions from Bristol, Gilford, and Laconia Coordinators. Discussed Roundtable issues with colleague and DPW Director.
Transportation Planning	**Bicycle and Pedestrian Planning.** Worked with the Town Administrator, LRPC TAC Chair, the Gilford Public Library, and Alta Planning and Design to schedule the September public comment meeting on the Statewide Bicycle Pedestrian Transportation Plan. The Gilford Public Library hosted the public meeting. Publicized the meeting by sending flyers and press releases to newspapers, bike shops, TAC members, and town administrators. Reviewed past state and regional bike reports for the

	upcoming meeting. Facilitated a group working on marking up a map of the lakes region and presented the information at the public meeting. **Local and Regional Assistance.** Responded to Gilford Sergeant Detective Jacques who reported a sudden drop in Verizon service which was affecting roadway safety in town. **HSIP Assistance.** Corresponded with the Town Administrator regarding turning movements data for Road Safety Audit application (Rt 11-A-Hoyt Road). Created a narrative and analyzed data for the turning movement study. Email communication with NHDOT Safety Engineer regarding NH 11A fatality in Gilford. **Project Review and Scoping.** Reviewed current conditions for Route 11. Met at NHDOT with engineer and consultant to discuss scope of NH Route 11 Alton-Gilford Planning Study project.
Miscellaneous	Provided road maps and discussed mapping resources and options with DPW Director. Met with two SAUs regarding potential adoption of Gilford School regional purchase program to lower town costs. Posted Laconia-Gilford e-waste collection day event on social media. Paid FB boost for Laconia-Gilford Lions Club e-waste event. Responded to FB message from Gilford resident about AC disposal.

Regional

Developments of Regional Impact (DRI). Performed DRI reviews, pursuant to NH RSA 36:54, for the Andover, Belmont (2), Northfield, and Tuftonboro Planning Boards of and the Moultonborough Zoning Board of Adjustment. TOTAL DRI REVIEWS: 6

Energy Supply Aggregation. As an aggregator of electricity and heating fuel, we facilitated the purchase of electricity and fuel for 12 participating members (including one county) for estimated combined annual savings of $45,509.73 for electricity, $6,410.31 for oil, and $5,338.57 for propane. TOTAL FY20 REGIONAL SAVINGS: $57,258.61. TOTAL REGIONAL SAVINGS SINCE 2018: $258,686.

Household Hazardous Waste (HHW). Coordinated our 34th annual regional collection in July and August.

Intergovernmental Reviews. Monitored and reviewed project notices under the NH Intergovernmental Review Agreement, a process that requires public notification to the regional planning commissions of all projects in the region intended to receive federal financial support. TOTAL REVIEWS: 8

Planning and Land Use Regulation Books. Facilitated the regional bulk purchase and delivery of the annual edition of the books published by the NH Office of Strategic Initiatives. 28 out of 30 member communities ordered the books at a savings of $79 per book. TOTAL REGIONAL SAVINGS: $27,123

Pemigewasset River Local Advisory Committee (PRLAC). We provided administrative and technical and support to the Pemigewasset River Local Advisory Committee (PRLAC), a state-chartered advisory committee under the Rivers Management and Protection Program, NH Department of Environmental Services. The Pemi River runs for 65 miles through 9 member communities, ending in Franklin to converge with the Winnipesaukee River to form the 117-mile-long Merrimack River. TOTAL COMMUNITIES SERVED: 9

Watershed Management. LRPC sought alternate funding to begin Phase II of the development of a watershed management plan for Lake Winnisquam and was awarded a grant from the Samuel Pardoe Foundation. • We also completed the final watershed management plan report for Squam Lakes Association on land use regulation and water quality in the 6 towns surrounding Squam Lakes. TOTAL COMMUNITIES BENEFITTED: 11

Economic Development

Northern Border Regional Commission. As the federally-designated Local Development District (LDD) for the Northern Border Regional Commission (NBRC), a federal-state funding partnership, LRPC administered a total of 9 grants in Ashland, Bristol, Laconia, Plymouth, and Wolfeboro. The grant projects ranged from renovations to the Belknap Mill to a new culinary facility at Lakes Region Community.

Community Development Block Grants (CDBG). We are in the middle of a major project administering over $1.5 million in CDBG, NBRC, and USDA funds for the Town of Wolfeboro to support the G.A.L.A. Wolfeboro Makerspace project. • Awarded grant writing/administration contracts for the Microcredit program from Grafton County to administer over a million dollars in CDBG Microenterprise Technical Assistance funding for the economic development corporations (EDCs) with loan funds for the northern half of the state. • Applied for a CDBG Microenterprise COVID-19 Grant on behalf of Grafton County.

USDA Grants. Completed USDA Community Facility Grant applications totaling over $750K on behalf of Effingham, Ossipee, and Tuftonboro. • Applied for a USDA Community Facility Technical Assistance Training Disaster Grant on behalf of Grafton and Carroll Counties' recipients for Complete Streets/Streetscaping and were awarded funding of $37,500. • Applied for competitive funding from USDA Rural Utilities Service and was awarded a Solid Waste Management Grant for FY21.

Brownfields Oversight. Contracted by the state's Lakeshore Redevelopment Planning Commission to write and administer grants for the Lakes Region Facility economic development project. The Lakes Region Facility is the 2500-acre former Laconia State School property located off Rt. 106 in Laconia. Applied for a grant seeking $2 million from the Northern Border Regional Commission on behalf of the Lakes Region Facility property. Obtained a waiver of eligibility allowing the City of Laconia to also apply for NBRC grant funding for this economic redevelopment project.

Household Hazardous Waste (HHW)

For the 34th year in a row, the Lakes Region Planning Commission (LRPC) coordinated the regional Household Hazardous Waste (HHW) Collections during the summer of 2020. As we have come to expect in the year of the pandemic, things did not go exactly as planned. It was, however a very successful set of hazardous waste collections and by several measures the program will emerge stronger.

Despite concerns about the pandemic, nineteen of the original 25 communities recommitted, reducing our budget by 25%. We contacted our vendor and they agreed to renegotiate our flat-fee contract for this year. We had to make some adjustments to several collection sites to ensure safe and convenient drop-off. A big thank you to Site Coordinators and town staff in both Effingham and Bristol as well as their respective SAUs for working with us to make these adjustments in a short amount of time! Additionally, we had three new Site Coordinators this year.

Due to COVID-19 we put greater emphasis on new press releases, e-blasts, banners and signs, and a strong emphasis on web and social media postings. As a result, 1,609 Lakes Region households turned out to our seven collection sites and we safely disposed of nearly 53,000 pounds of waste and nearly three miles of fluorescent bulbs, helping to protect both our household and water environments. This included record-setting turn-out at the Bristol site and an all-time high in Laconia of 426 households served.

Most of the policies put in place this year either by our vendor or by the local and site HHW Coordinators, made for a safer, smoother collection. All will be considered as we look forward to the 2021 collections. We will continue to send out occasional notices about disposal opportunities and alternatives to HHW by email and on our Facebook and Instagram accounts; hundreds of people have signed up for this service.

Part of the agreement that we negotiated keeps the costs to our communities consistent for the next several years; there will be no increase in the 2021 HHW appropriation.

On behalf of the 25 participating municipalities that have participated in the past, the Lakes Region Planning Commission (LRPC) appreciates the continued support that NH DES and USDA provide to our regional HHW collections, helping to provide safe and effective disposal of toxic materials that if not handled properly could have a serious negative impact on the region's water resources and economy. We also very much appreciate the efforts of the more than seventy staff and volunteers and seven host communities around the Lakes Region who help make this possible.

The 2021 collections are scheduled for July 31st and August 7th. For more information on these collections, maps to the sites, and recipes and videos showing alternatives to HHW, visit us online at www.LakesRPC.org or find us on Facebook and Instagram.

Solid Waste Management

Technical Training Series. Facilitated a Solid Waste Roundtable on Regional Solutions for Waste Management and Recycling (Part 1) in January with selectmen, Economic Development Councils, legislators, town staff, solid waste operators, and concerned citizens in Carroll County.

In February, we facilitated Part 2 of the Roundtable, Regional Collaboration to Manage Solid Waste to discuss current challenges and opportunities with managing waste and recycling as districts/sub-regions.

Continuing our Solid Waste Roundtable technical training series, we facilitated a Medical Waste Roundtable held at Pease Public Library in Plymouth with the Northeast Resource Recovery Association (NRRA).

State Workshop and Meetings. Hosted a workshop at the NH Food Systems Statewide Gathering conference featuring an overview of composting activity in NH, case study examples, state regulations, and opportunities for citizens to divert food waste from landfills.

Met with stakeholders involved with New Hampshire Farm to School, an initiative of the University of New Hampshire's Sustainability Institute, regarding current projects about composting/food waste reduction, program challenges, and opportunities to collaborate.

Participated in the Statewide HHW Coordinators' meeting, with a focus on the impacts of COVID-19 on collections.

First Webinar Held. Developed and presented an online webinar on March 31 on Best Management Practices for Community Composting with Director Natasha Duarte of the Composting Association of Vermont. 230 people attended.

Plymouth State University (PSU). Worked with the Fall and Spring Technical Communications class on determining recycling participation on campus and in nearby towns, and on composting and food waste reduction.

Local Groups. Met with members of the Tamworth Recycling Project about the Town's new recycling guidelines plus grant opportunities to improve their transfer station.

Participated in an all-day camp composting workshop with YMCA North Woods/Pleasant Valley Camps in Tuftonboro in February focusing on waste reduction and composting for summer 2020 programs.

Worked with three YMCA camps in Tuftonboro to build their cooperative compost program. Continued mapping partnerships and drafting conceptual plan for eventual development into a town-wide resource.

Prepared and submitted a $35,000 U.S. EPA Healthy Communities Grant application for the WoTu Sustainability Cooperative, a non-profit collaborative serving Tuftonboro and Wolfeboro, to increase food waste reduction practices and composting.

Outreach Materials. Designed "At-A-Glance" information sheets about solid waste, electronics, household hazardous waste, single vs. dual stream recycling, and food waste. Created a group advertisement for electronic and appliance repair shops in the region to encourage residents to repair their devices and reduce E-Waste. The list of businesses was promoted on social media and our website.

Produced a logo for the Lakes Region Household Hazardous Product Facility (LRHHPF) and presented it with LRHHPF Site Coordinator and Joint Board Vice-Chairman Sarah Silk to the Wolfeboro Selectboard at their meeting.

Transportation

Completed year one of NHDOT FY20-21 Unified Planning Work Program (UPWP).

Drafted outline for update of Regional Transportation Plan. At the February TAC meeting, facilitated discussion of our corridor approach to updating the Regional Transportation Plan and the next Ten Year Plan process.

Attended House Public Works & Highways hearing on HB2020 regarding the State Ten Year Transportation Improvement Plan for 2021-2030.

Created Newsletters about Regional Transportation in April, May, and June featuring information on the Ten Year Plan, Rail Trail, and Recreational Trail Grant Program.

Created map of Transportation Providers serving communities in the Carroll County and N. Grafton Coos RCC Regions by type of provider for the Mid-State RCC Transit Coordinated Plan Update.

Co-facilitated Statewide Bicycle-Pedestrian public meeting held in September at the Gilford Public Library.

Attended two Governor's Advisory Commission on Intermodal Transportation (GACIT) meetings in our region (Laconia and Franklin) and one outside our region (Conway).

Attended Census2020 seminar and NHDOT meeting, discussing our Regional Transportation Plan and data that can be used in the Plan.

Participated in NHDOT Local Public Agency Training and Moultonborough's First Impression Forum.

Supported LRPC's Transportation Technical Advisory Committee (TAC) which met six times during FY20 to enhance local involvement in regional transportation planning and project development.

Developed policies and protocols regarding COVID-19 for personnel working in the field. The aging LRPC van has been inspected and the registration renewed.

Community Outreach & Education

LRPC Principal Planner Susan Slack wrote a feature article for NHMA's Town and City Magazine on ***Protecting Water Quality with Septic System Rules***.

Plymouth hosted our September 23rd meeting at their Senior Center. Steve Taylor, former state commissioner of agriculture, from the UNH Humanities Council was our guest speaker who presented **New Hampshire Roads Taken—Or Not**. He described the state's post-war endeavor in choosing where to build new highways—and where not to—and how both choices have had a lasting impact on communities to this day.

U.S. Congressman Chris Pappas visited for a meet and greet following the Executive Board's October 9th meeting and was briefed on the lack of high-speed Internet access in the region's rural areas; cell phone testing to challenge carrier coverage claims; and the environmental assessment of the Lakes Region Facility (former Laconia State School). LRPC project partner, The Nobis Group, presented findings of a cleaner site than was expected. The work was completed through LRPC's Brownfields Assessment program funded by a grant from the U.S. EPA.

Moultonborough hosted our October 28th meeting at their Town Hall. Guest speaker Russ Lanoie of Rural Home Technology gave a talk on septic maintenance (think proximity to lakes and drinking water) called **Best Practice Stories from the Field—Avoiding Mistakes Up Front Can Help You Later**, followed by a Q&A.

We co-hosted a successful **joint Legislative Forum on Economic Development** on December 9th in Laconia at Lakes Region Community College. We partnered with LRCC, Belknap Economic Development Council , and Lakes Region Community Developers to provide a setting for commissioners and legislators to share Lakes Region legislative priorities. LRPC's regular meeting immediately followed the forum.

While the LRPC Executive Board continued to meet in March, April, May, and June, the full Commission meetings scheduled for March and April were cancelled due to the coronavirus pandemic, along with the traditional June annual meeting dinner. The LRPC hosted a webinar on May 22 on the new community power law. The full Commission met virtually on June 22 for its election of officers and Executive Board members for FY21-FY22 and adopted the FY21 budget. Retiring officers and Executive Board members Wayne Crowley, Chair; Barbara Perry, Treasurer; and John Cotton, Area Commissioner, were recognized for their many years of service and leadership.

Respectfully submitted,
Jeffrey R. Hayes, MRP
Executive Director

REPORT OF THE LIBRARY DIRECTOR

There is no question that 2020 has been a challenging year for all and the library has been no exception. We began the year with many new programs, groups, and activities but they all came to a halt in the middle of March when the library closed for public safety reasons due to COVID-19. We were heartbroken to be kept distant from our community and not offer the services we would normally provide. However, our dedicated and resilient staff remained working throughout the pandemic and quickly embraced new technologies to go virtual via Facebook, Zoom, YouTube, and Discord with public outreach and programming. Story Times, book discussions, and community events were all brought online and Wi-Fi extenders were purchased so that access to the Internet was more reliable outside the building. Every effort has been made to maintain recommendations for safety, and still reach out to the Gilford community.

In May, the library opened back up for curbside service to offer access to the physical collections. This has been a positive addition to our services that we will continue to offer. A month later, in June, the building opened back up on a limited basis with public safety restrictions. Most of these restrictions are still in place.

In all of this we are so appreciative of the patience we have seen in the community and the dedication to using the library as a resource. Gilford residents believe in library services for their community, and the staff, volunteers, and Trustees believe in providing you with these services no matter what challenges come our way!

MATERIALS & CIRCULATION

Type of Material / Number of Titles Owned / Numbers of Circulations (Borrows)

Adult Fiction	14,001	16,722
Adult Non-Fiction	10,506	5,548
DVDs	7,174	11,546
Audiobooks	2,315	1,984
Teen/Middle Reader	2,871	2,726
Children's	18,361	25,266

Circulations per Capita: Amounts to 10 borrows per person in Gilford

Value of Collection: The Library owns over 61,000 items available for loan valued roughly at $1,200,000.

New Materials Added

Adult Fiction	910
Adult Non-Fiction	532
DVDs	337
Audiobooks	103
Teen/Middle Reader	184
Children's	1,116

Try-It-Out Kits: The Library breaks the mold of what can be shared with the community. Try-it-out-kits continue to be popular with classics like the dehydrator kit, the Kitchen-Aid Mixer, and new kits like the Ukulele Kit and a Cricut machine that offer opportunities to learn new skills.

Top Circulating Titles of 2020

Adult Fiction	*Camino Winds* by John Grisham
Adult Non-Fiction	*Too Much and Never Enough* by Mary L. Trump
DVDS	*Judy* (2019) directed by Rupert Goold
Audiobooks	*A Minute to Midnight* by David Baldacci
Teen/Middle Reader	*The Hate U Give* by Angie Thomas
Children's	*Please Don't Eat Me* by Liz Climo

2020 Active Library Cards

Card Type	Number
Adults	4,534
Children	1,359
Home Delivery	14
Libraries	272
Non-Resident	383
Non-Resident /Employed in Gilford	118
Total	**6,680**

VISITORS TO THE LIBRARY

Almost 43,000 people came through the library doors this year. While a slow year by normal standards, we are happy to report safe and socially distanced browsing and visiting throughout the reopening phases.

TECHNOLOGY AND ONLINE RESOURCES

In addition to our library catalog for reserving and requesting materials, the library also engages with patrons through various social media outlets (Instagram: @gilfordpubliclibrary, Facebook: @gplNH, Twitter: @GilfordLibrary) where we boast some of the highest engagement among Lakes Region libraries.

Technology Reference: Gilford residents utilized technology reference services 235 recorded times by asking librarians or designated library volunteers for technological assistance.

Downloadables: Gilford Public Library is a part of the New Hampshire Downloadable Consortium that has access to over 26,000 digital materials. Including Gilford subscriptions to Hoopla and Kanopy, Gilford Public Library cardholders borrowed a total of 7,258 digital audiobooks, 6,380 eBooks and 1,017 other digital materials.

Online Databases: NH State Library provides our patrons with access to full-text scholarly journals, newspaper articles, and magazines (including Consumer Reports). Using one of the best resources for research, Gilford Public Library patrons requested 570 full-text articles or book descriptions in 2020. Our genealogical research resource Ancestry Plus is available to library patrons in the building as well as at home, new for 2020. Gilford Public Library patrons searched Ancestry Plus 697 times in 2020.

SERVICES

Curbside Pickup: A new addition to our library services as a result of the pandemic is curbside pickup. Patrons can drive through our parking lot weekdays from 9:00AM to 5:00PM and give us a call to receive books that they have reserved. The service is quite busy throughout the week**.**

Community Meeting Room: The Library Meeting Room is a space for local organizations from the public to gather. Due to the pandemic, the meeting room was closed after March 17, 2021. Before that point, the room had been used by 262 attendees across 22 meetings from non-library organizations.

Interlibrary Loan: The Gilford Public Library participates in the New Hampshire State Automated Information System. In 2020 we borrowed 693 items from other libraries and loaned out 1,151 items to other libraries.

Notary/Passport Services: One-on-one services have been suspended since the beginning of the pandemic. Total number of notaries for 2020 was 24 and 37 passports were processed.

Electronics: The Gilford Public Library provides computer and Wi-Fi access, charging stations, mobile hotspots, Roku devices, an Orion telescope, an in-house Nintendo Switch and smart TV use, and other electronic technologies. These services were used a total of 2,508 times in 2020.

Homebound Services: The Library provides delivery services for Gilford residents who cannot visit the library. In 2020, volunteer drivers spend 30 hours delivering books, magazines, and movies.

Museum Passes: Sponsored by the Friends of the Gilford Public Library, we offer free or discounted passes to local museums, educational centers, and NH State Parks. Museum passes were borrowed 91 times in 2020.

EVENTS & PROGRAMS

We have always had a very full schedule of in-person programs and when the pandemic shut down these very popular library services, staff quickly transitioned to virtual programming. By becoming engaging storytellers, creating craft and cooking shows, leading book discussions and giving book reviews, just to name a few, our staff is reaching a far wider audience.

Adult Programs: 2,392 adults attended a wide array of programs throughout 2020.

Teen Programs: The Teen Room serves for study, social, and library-facilitated activities. 473 teens took part in library programs in 2020.

Youth Programs: The first floor of the library contains a flurry of activity in the Children's Room and Story Time room. While the building was open, 1,422 children attended library programming.

Virtual Programs: The library adapted to the times and started offering virtual programming from lecture series to interactive art kits. While virtual programs were premiering, we had 1,976 attendees over the course of the year.

Program Downloads: When virtual programs were not live or we created videos for the community, we had 46,533 views over many videos including story times, lectures, baking videos, and nature talks.

FACILITIES

The Gilford Library is holding up in the face of frequent, heavy use. To keep up with the traffic, the Library receives regular maintenance.

What's New in 2020?

Many projects were completed in and around the building, including, but not limited to: painting the building, roofing repairs, new carpeting in vestibules, tables were refinished, a mural was painted in the women's bathroom, painting walls in the Children's Room and the Meeting Room, and a new shelving unit in the kitchen/staff breakroom.

STAFF, TRUSTEES, VOLUNTEERS & FRIENDS OF THE LIBRARY

Staff: The library is now open 49 hours a week and is staffed by an amazing team. We hopefully will increase the hours to include evenings soon.

Trustees: The Trustees continue to provide direction for the Gilford Public Library. This year, under the leadership of Elizabeth (Betty) Tidd, the Trustees had to make some tough decisions on the closing and re-opening of the library during the pandemic.

Volunteers: The library relies on a dedicated group of volunteers. In 2020, 69 people gave 2,421 hours of work. Together, they performed jobs including shelving, material processing, book covering, programming, delivering to homebound patrons and much more. Work performed by our volunteers benefits every aspect of the daily library experience.

Friends of the Gilford Public Library: This year the Friends of the Gilford Public Library gave the library close to $10,000 for programs and items not funded by tax dollars. Year after year, their support directly translates into quality programming, comfortable library environments, and our ever-growing community network.

NON-APPROPRIATED FUNDS REPORT

Category	Balance 12/31/19	Receipts	Expenses	Balance 12/31/20
Children's Fund	676.43	950.00	1149.56	476.87
Copier	3155.79	1563.84	3627.65	1091.98
Fines	27186.57	2000.17	2227.57	26959.17
Gifts	3864.5	6825.19	4623.64	6066.05
Grants	190.92	900.00	712.84	378.08
Interest	66.44	3.95	0.00	70.39
Misc./Fees	8803.54	3579.66	4893.75	7489.45
Remick Trust	-20.64	300.00	29.95	249.41
Smith Trust	106.82	300.00	144.03	262.79
Town-Reimbursed	305.48	5908.37	5264.93	948.92
Maps	2645.76	370.55	2138.57	877.74
Meeting Room	1718.08	280.00	1058.14	939.94
Totals	**48699.69**	**22981.73**	**25870.63**	**45810.79**
Independence Account	43941.47	14,848.84	3413.10	55,377.21

Katherine Dormody, Library Director

TO CHECK OUT
PAYMENTS & RENEWALS

Starburst
Starburst

REPORT OF THE PARKS & RECREATION DEPARTMENT

As I'm sure it was with most departments, the Gilford Parks and Recreation Department started off with a typically busy 2020 before things changed abruptly in mid-March due to COVID-19. Already running a reduced program schedule due to a staffing vacancy, our programming came to a full halt with the onset of COVID-19. As the State developed guidelines to allow facilities to open and programs to be safely run, we begin exploring modifications necessary to bring these services to the Gilford community.

After initially closing all our facilities, we began to progressively re-open facilities, with proper signage and necessary safety modifications and recommendations. Likewise, we were able to offer a truncated summer program schedule, offering about ½ of our normal programs, which were run with a variety of safety precautions and/or reduced capacity to comply with State Guidelines. Following the continually updated guidelines, we were able to continue limited programming through the end of the year.

Regardless of COVID-19 concerns, our goal every year is to maintain our Parks and Recreation facilities and make improvements and repairs where necessary. The largest of these projects was the completion of the new playground project at the Gilford Town Beach. Replacing two large old play units that were removed in the fall of 2019, a brand new play structure was installed in early July and officially opened to the public later that month. Another project this year included the replacement of one of our Lifeguard Towers at the Town Beach. A Big Thank You goes out to the GHS Buildings Trades program for completing the construction of this new tower! It is our hope to replace the remaining two towers in the coming year. Lastly, the Gilford Cal Ripken Baseball League has undertaken the replacement of the dugouts at the Francoeur Field. The concrete work for these dugouts has been completed with the rest of construction anticipated to be completed in the spring of 2021.

This past winter we had another up and down season at the Arthur A. Tilton Ice Rink due to inconsistent temperatures throughout the winter. We opened for the season on December 23rd and closed on March 5th. There were quite a few times through the season where we had to close the rink for a few days or more due to poor ice conditions. All told, we were open for a total of 56 days, which was 17 days less than the previous season.

In spite of COVID-19, we had another beautiful and extremely busy summer season at the Town Beach. We saw an increase of over 3,600 vehicles through the gate over the previous year. Through the season we had 19 seasonal employees staffing the beach, helping to ensure the safety and well being of all patrons. We were also thrilled that Daniel Barnhart of the "Plate Lunch" returned for his third season running his concession stand at the Town Beach.

Our programs started off strong in 2020, before COVID-19 shut things down. Our Gunstock Ski and Snowboard program saw record numbers with well over 100 participants. Following a successful Youth Basketball Rec Season, we had a great Francoeur-Babcock Basketball Tournament. With 12 local teams participating, we were able to raise over $5,500.00 towards scholarships!

One area of our programming that was really hurt by the pandemic were our Special Events. With the need to avoid large gatherings, we were forced to cancel many of our large events. Of the cancelations, the need to cancel Gilford Old Home Day was especially difficult. In spite of these cancelations, we were able to get creative and come up with alternatives to a number of our traditional events. One of our creative solutions was to offer our Halloween Drive Thru Event in place of our traditional Halloween Party. In addition to this Drive Thru event where we handed out goodies to community children, we also offered a variety of virtual contests, which included a Costume Contest, Jack-O-Lantern Contest and Coloring Contest. In late-November and December, we collaborated with the Gilford District PTA to offer a Holiday Home Decorating Contest. Following submissions, we allowed the public to vote on their favorites and provided them with maps so that they could go view the displays in person. Both of these alternative programs were very well received and hugely successful.

We would like to thank Baron Machine, Blouin Steel, Children's Dentistry of the Lakes Region, Chris Burke Stone Masonry, Coca-Cola Bottling Co., DC Sports Photos, Dr. Kennell Orthodontics, Franklin Savings Bank, Funspot, Hannaford Supermarket, Hiller Orthodontics, Irwin Motors, King of Klean, Lakes Cosmetic Institute, Lakes Region Dental Care, Market Basket, Marshall Distributing, MB Tractor, McDonald's, Norm Marsh Electric, PRB Construction, Shaw's Supermarket, Vista Foods, Wal-Mart, Winnisquam Dental and all others who have assisted our Department throughout the year for their generous sponsorships and donations to our department. We would also like to thank the Gilford Rotary for their donation of a Christmas tree and lights at the bandstand at the Village Field. Our numerous volunteer coaches, referees and program volunteers also deserve our recognition and thanks. Without your continued efforts, many of our programs would not be possible.

In closing, I would like to once again thank all the Town Departments, the Gilford School District and all the individuals who have assisted with our Department throughout the year. Our Department truly appreciates the continued support we receive from each of you. 2020 has been a challenge for all of us and we're hopeful that 2021 will allow us to return to more normal operations providing quality facilities and our traditional recreation opportunities for the residents and tax payers of Gilford.

Respectfully submitted,

Herb Greene, Parks and Recreation Director

Parks and Recreation Commission:

Rick Nelson, Chair	Miriam York
Dave Smith	Thom Francoeur
Jim Glover	Lisa Mans-Buckley, Alternate
Tracey Blandford, Alternate	Peter Allen, Alternate

Youth Programs

Program	Season	2018 #s	2019 #s	2020 #s	Notes
Youth Basketball	Winter	124	101	108	
Gunstock Ski/Snowboard	Winter	85	93	116	
Bolduc Park X-Country Skiing	Winter	9	10	8	
Jr. Picasso Art Program	Winter	30	12	---	Did not run in 2020 due to staff shortage
Preschool Cooking Program	Spring/Fall	---	21	---	Did not run in 2020
Pre-School Soccer	Spring/Fall	10	18	---	Canceled due to COVID-19
Bolduc Park Golf	Spring	7	8	---	Canceled due to COVID-19
Afterschool Sailing	Spring	---	3	---	Canceled due to COVID-19
MS Tennis League	Spring	4	5	---	Canceled due to COVID-19
Horsemanship Camps	Spring/Summer	43	47	20	Limited availability due to COVID-19
Granite State Track	Summer	22	19	---	Did not run due to COVID-19
Swim Lessons	Summer	173	186	---	Did not run due to COVID-19
Swim Conditioning	Summer	---	---	10	
Arts and Crafts	Summer	64	46	15	Grab and go only program due to COVID-19
Tennis Lessons	Summer	60	61	32	Limited availability due to COVID-19
Summer Beginner Archery	Summer	8	9	---	Canceled due to COVID-19
Summer Intermediate Archery	Summer	5	2	---	Canceled due to COVID-19
LEGO Your Mind Camp	Summer	20	16	---	Did not run in 2020
Wicked Cool Minecraft Camp	Summer	---	---	8	Limited availability due to COVID-19
Shooters Gold Basketball Camp	Summer	62	52	42	Limited availability due to COVID-19
Challenger Soccer Camp	Summer	45	24	66	Offered Second Week of Camp in 2020
Pre-School Summer Soccer Camp	Summer	12	10	---	Did not offer in 2020
Babysitting Course	Summer	24	12	---	Did not offer in 2020
Funtastic Workshops	Summer	---	---	---	Canceled due to COVID-19
Youth Soccer	Fall	144	138	118	
Pre-School Fall Fun	Fall	13	---	---	Canceled due to COVID-19
Holiday Crafts and Coloring Contest	Winter	---	---	7	Virtual Program
Winter Craft Contest	Winter	---	---	50	Virtual Program, Co-sponsored with Library

Adult Programs

Program	Season	2018 #s	2019 #s	2020 #s	Notes
Adult Snowshoeing	Winter	10	26	15	Co-sponsored one hike with Library
Adult Curling	Winter	27	17	15	3 weeks canceled due to poor ice conditions
Senior Walking	Fall, Winter, Spring	20	18	14	Stopped early due to COVID-19
Co-ed Adult Volleyball	Fall, Winter Spring	61	54	44	Stopped early due to COVID-19
Adult Hiking (Spring Session)	Spring	18	18	---	Canceled due to COVID-19
Bolduc Park Golf Lessons	Spring	11	7	---	Canceled due to COVID-19
Adult Tennis Lessons	Summer	6	9	5	
Summer Archery Program	Summer	4	---	---	Canceled due to COVID-19
Adult Hiking (Fall Session)	Fall	7	29	34	1 hike canceled due to weather
Pick-Up Adult Basketball	Fall	11	17	---	Canceled due to COVID
Senior Moment-um Program	Year Round	245	195	96	Stopped early due to COVID-19

Community Programs and Special Events

Program	Season	2018 #s	2019 #s	2020 #s	Notes
Celtics Trip	Winter	39	53	---	Canceled due to COVID-19
Family Full Moon Snowshoe Hike	Winter	---	23	---	Canceled due to poor conditions
February Vacation Fun Day	Winter	30	26	30	
Cardboard Box Sled Derby	Winter	6	15		
Francoeur/Babcock Memorial Basketball Tournament	Spring	12 Basketball Teams and Fans	12 Basketball Teams and Fans	12 Basketball Teams and Fans	
April Vacation Fun Day	Spring	26	29	---	Canceled due to COVID-19
Montshire Museum Trip	Spring	27	---	---	Did not offer in 2020
NE Aquarium Trip	Spring	---	15	---	Canceled due to COVID-19
Flashlight Egg Hunt	Spring	150+	120+	---	Canceled due to COVID-19
Breakfast with the Easter Bunny	Spring	200+	190+	---	Canceled due to COVID-19
Easter Virtual Art Contest	Spring	---	---	14	
Red Sox Trips	Spring	52	103	---	Canceled due to COVID-19
Water Carnival	Summer	75+	75+	---	Canceled due to COVID-19
Community Band Concert Series	Summer	100+	100+	45+	Only offered two limited concerts due to COVID-19
Halloween Happening	Fall	180+	180+	--	Canceled due to COVID-19
Halloween Virtual Contests	Fall	---	---	96	
Halloween Drive Thru Event	Fall	---	---	70+	
Santa Land	Winter	350+	280+	---	Canceled due to COVID-19
Holiday Home Decorating Contest Submissions	Winter	---	---	20	Co-Sponsored with Gilford District PTA
Holiday Home Decorating Contest Voting Participants	Winter	---	---	214	Co-Sponsored with Gilford District PTA

REPORT OF THE PLANNING AND LAND USE DEPARTMENT

Although the national economy saw a significant downturn as the nation struggled to curb the spread of the coronavirus during the COVID-19 pandemic, development activity in Gilford saw a significant upturn. A number of theories try to account for this such as homeowners having more free time as they quarantine, people in more urban areas moving to our less densely populated area where the spread of coronavirus appears to be tempered, second home owners taking refuge in their summer home and then deciding to make improvements, and people taking advantage of very low mortgage rates. Whatever the reason for the surge in development, the Department of Planning and Land Use (DPLU) has felt the effects of that surge.

The number of building permits was up 36% over 2019 and was the largest number of permits issued since 2002 and the second most building permits ever issued in a single year. Total permits were up more than 25% over 2019 and the number was the most total permits issued since 2003 and the third most total permits ever issued in a single year. Declared value of all construction was up 49% over 2019 and was the second highest ever, only exceeded in 2007.

The Conservation Commission purchased 65 acres of land on Belknap Mountain Road from John M. and Eileen R. Weeks using funds from the Gilford Conservation Land Fund. Commissioners were assisted in this effort by BRATTS – the Belknap Range Trail Tenders. Additionally, the Lakes Region Conservation Trust purchased a conservation easement on the land which was obtained with the help of many donations received from Gilford residents and others.

The following tables illustrate the work performed during 2020 by the DPLU office staff and the land-use boards and commissions for which the department provides staff support:

I. OFFICE STAFF

1. Building Code Administration

	2016	2017	2018	2019	2020
Building Permits	184	223	230	236	322
Plumbing/Electrical Permits	202	256	265	225	258
Sign Permits	18	17	11	9	15
Demolition Permits	11	13	17	21	29
Certificates of Occupancy	43	46	45	35	37
TOTAL PERMITS:	**458**	**555**	**568**	**526**	**661**

Of the **322** building permits issued, **17** were commercial building permits and **30** were for single-family homes. Of the **30** single-family homes, **7** were knock-down/rebuild homes, and **23** were actual "new construction".

2. Declared Value of All Construction

	2016	2017	2018	2019	2020
TOTAL VALUE:	$23,647,092	$20,613,504	$21,333,722	$20,569,940	$30,637,187

3. Department Revenues

	2016	2017	2018	2019	2020
Permit Fees (Bldg., Pl., El., etc.)	$48,477	$68,252	$79,672	$57,357	$68,774
Planning Board & ZBA Fees	$14,790	$17,907	$6,007	$11,899	$8,059
Vendor Permit Fees	$0	$0	$0	$0	$50
Glendale Barge Loading Permits	$500	$250	$750	$1,450	$550
Large Tent Permits	$0	$0	$0	$0	$200
TOTAL REVENUES:	**$63,267**	**$86,410**	**$86,429**	**$70,706**	**$77,633**

4. Code Enforcement Activity

	2016	2017	2018	2019	2020
Inspections	744	781	893	987	1,091
Zoning Enforcement	317	322	315	364	423
TOTAL INSPECTIONS:	**1,061**	**1,103**	**1,208**	**1,351**	**1,514**

5. Miscellaneous Activity

	2016	2017	2018	2019	2020
Lot Unmergers	1	1	0	3	5
Tenancy Approvals	6	7	10	8	10
TOTAL REVIEWS:	**7**	**8**	**10**	**11**	**15**

II. PLANNING BOARD ACTIVITY

	2016	2017	2018	2019	2020
Site Plan Reviews	13	21	14	10	9
Subdivision Reviews	11	7	5	11	8
TOTAL CASES:	**24**	**28**	**19**	**21**	**17**

III. BOARD OF ADJUSTMENT ACTIVITY

	2016	2017	2018	2019	2020
Special Exceptions	3	5	1	1	2
Variances	4	3	1	5	3
Appeal of Admin. Decision	1	1	1	0	0
Rehearings	0	0	2	0	0
Equitable Waiver	0	0	1	0	0
Withdrawn	0	0	0	0	0
TOTAL CASES:	**8**	**9**	**6**	**6**	**5**

IV. HISTORIC DISTRICT AND HERITAGE COMMISSION ACTIVITY

	2016	2017	2018	2019	2020
Cases Reviewed	7	7	6	6	7

V. CONSERVATION COMMISSION ACTIVITY

	2016	2017	2018	2019	2020
Cases Reviewed	34	43	57	43	41

To add to the impacts on DPLU in 2020, long-time Town employee David Andrade retired on October 30th. David served as Gilford's Building Inspector and Code Enforcement Officer since February 14, 1996. For several years David also served as Health Officer and Deputy Health Officer for the Town, and in 2001 David was appointed as interim Director of Planning and Land Use while the Town hired a new director. David's broad employment experience, which included serving aboard the USS Alexander Hamilton submarine (SSBN-617) and as a Navy recruiter, working as an engineer at Motorola, doing liquor enforcement for the State of New Hampshire, and working as the Town of Newmarket's Building Inspector for several years, combined with his rare sense of humor, all contributed to his bank of knowledge and unique style in performing his duties. We bid Dave a fond farewell and express our thanks to him for his capable approach to building inspection and code enforcement, and for his years of government service.

Filling the position of Building Inspector/Code Enforcement Officer is Daniel Tousignant. Daniel also serves as Deputy Health Officer. We welcome Dan to the DPLU team and wish him all the best. Sandra Hart continues to work as the Technical Assistant and has been working for the Town since 2005. John Ayer continues to work as the Director of Planning and Land Use and has been working for the Town since 2001. We, as the DPLU staff, are grateful for the opportunity to serve the Town and hope to continue providing helpful service in 2021.

Respectfully submitted,

John B. Ayer, AICP
Director of Planning and Land Use

REPORT OF THE POLICE DEPARTMENT

Surviving and thriving in policing seems to have been the mantra for law enforcement agencies across the country in 2020. It would seem to be an understatement to say that police agencies and their respective communities have been under a lot of strain as of late. That is why the discussion of how to move forward has never been more vital for policing.

I am not alone in my role as Chief to have been asked by many what "my take is" on recent controversial issues and events involving law enforcement. When such opportunities arise, I, as a police leader, certainly want to take an opportunity to respond to the public with answers that will assist in calming situations and potentially defusing rising tensions. Such efforts can become problematic, however, when protests continue across the country along with a national narrative, by some, to abolish or defund the police. This is certainly one of the more complex times law enforcement has seen in decades. To then toss in a national pandemic that has forced police to amend the manner in which they carry out their daily duties for everyone's safety has resulted in 2020 being a very challenging year.

On a local level at GPD, we have policies and practices in place to review each use of force utilized by officers to ensure they are in line with internal operating procedures, as well as local, state and federal laws. Additionally, polices have been established and trainings conducted regarding:

- The duty to intervene by all personnel for the purposes of preventing or stopping colleagues from conducting acts that are unethical or violate laws.
- The practice of fair and impartial policing in order to prevent and prohibit the practices of biased and/or discriminatory policing in all law enforcement-related activities involving officers.
- The proper procedures to follow when law enforcement officers observe misconduct being conducted by other law enforcement officers.
- The importance of policing ethically so that all officer actions are conducted in lawful, fair and equitable manners.

As an agency, we are committed to embracing concerns and criticisms, reexamining policies and approaches, and to working tirelessly to earn and keep the trust of our Gilford community.

The following are some 2020 personnel highlights:

- Officer Troy Wallace was hired in January.
- Officer Logan Tomasetti and Officer Richard Brewer were hired in October.

The included 2020 *GPD Activity Report* outlines the activities of officers who are daily attending to community calls for service, making arrests, investigating crimes, and ensuring Gilford roadways are safe.

GPD is grateful for and thankful to our Gilford community for the strong partnerships built, as they are conducive and vital to maintaining positive working relationships. From our sworn police officers to our civilian Communications Specialists and support staff, our profession is a difficult one no matter the position held. The father of modern policing and former Berkeley, CA, Police Chief, August Vollmer, was quoted as saying, "*The public expects those in law enforcement to have the wisdom of Solomon, the courage of David, the strength of Sampson, the patience of Job, the leadership of Moses, the kindness of the Good Samaritan, the strategic training of Alexander the Great, the faith of Daniel, the diplomacy of Lincoln, the tolerance of the Carpenter of Nazareth, and, finally, the intimate knowledge of every branch of the natural, biological, and social sciences.*" In having recently entered my 23rd year in the law enforcement profession, I can attest to the accuracy of this sentiment. All of us at GPD strive daily to meet such expectations.

On behalf of the entire Gilford Police Department agency, thank you to our local businesses and residents who have contributed, in so many ways, to assisting us in creating our community partnerships. Our collective achievements depend on a community of persons working together.

Respectfully,

A.J. Bean Burpee

Anthony J. Bean Burpee,
Chief of Police

NH

DO IT RIGHT

Gilford Police Department Activity Report December 31, 2020		
Call Type	**2019**	**2020**
Telephone Calls Received	8191	5480
Telephone Calls Made	3161	2324
Calls For Service	14230	15697
Sex Offenses	21	34
Robbery	0	0
Aggravated Assault	4	6
Burglary	17	7
Larceny	105	129
Auto Theft	5	7
Simple Assault	74	68
Criminal Mischief	64	37
Drug Offenses	33	43
Driving While Intoxicated	57	39
Intoxication	315	73
Parking Tickets	61	137
Accidents	281	227
Traffic Stops	2095	1872
Total Arrests	793	388

PUBLIC WORKS DEPARTMENT
2020 ANNUAL REPORT

ADMINISTRATION

2020 was certainly a year of challenges for each and every one of us. Throughout the covid pandemic, Gilford Department of Public Works (DPW) did our best to stay healthy and safe while maintianing all essential functions throughout the year. The year kicked off with opening the new Gilford Solid Waste Center (GSWC) and launching the Recycle Right public education campaign. In May, to celebrate National Public Works Week, our divisions worked together to beautify several Town parks and locations by planting flowers, mulching and painting picnic tables at the Town beach. These projects were very rewarding, as it was great to see our divisions working together on a project that residents were able to enjoy all summer long.

In July, all divisions worked together again to hold the annual Island Cleanup Event and Household Hazardous Waste Day. These events were well attended by residents and went very smoothly, thanks to the great team effort. Free Dump Days were cancelled this year due to the current pandemic and also since the new Gilford Solid Waste Center was now open and taking all bulky items on a regular basis.



Over the summer and fall, fifteen (15) roads were top coated or overlaid as part of the 2020 Road Program; sections of Belknap Mountain Rd, Liberty Hill Rd, Old Lakeshore Rd, Watson Rd, Dockham Shore Rd, Belknap Point Rd, Oakland Ave, Alpine Dr, Ridgeline Loop, River Rd, Leisure Dr, Henderson Rd, Chalet Dr, upper Cotton Hill, and Dinsmoor Point. Lower Cotton Hill Rd was reconstructed with all new drainage and, a gravel portion of Potter Hill Road was shaped, paved and new swales installed. Over a dozen, failed and poor condition drainage pipes were replaced on Belknap Point, Dockham Shore, Scenic Dr and most recently Shamus Dr. This work would not have been possible without the great working relationship DPW has with Wolcott Construction and Busby Construction. DPW recently received the Lakes Region Planning Commission's (LRPC) Town-wide Road Assessment Report, which is currently under review and will help in developing a new 5-Year Road Plan.

SOLID WASTE

The Gilford Solid Waste Center (GSWC) has been open for a full year now and is fully staffed with four (4) full-time employees, including Solid Waste Supervisor, Bruce Hewitt. An impressive 540,000 lbs of recyclables have been collected, baled and sold this year, bringing in a revenue of over $14,000 to the Town instead of costing taxpayers as much as $74,000 to process as single stream recycling or $25,000 to process as trash. While the recycle market does fluctuate greatly, the benefits of recycling right here in Gilford are evident and we thank the residents for helping to make these recycling efforts so successful.

Residents also brought over 950 tons of household trash for free to the new facility as well as many other household items such as refrigerators, tires, electronics and more for a small fee. Collection of construction demolition (C&D) material is still a challenge without a proper truck scale due to estimating loads. The Town is

significantly under on covering costs of processing C&D material. A truck scale would eliminate this problem, but will require some rearrangement of the front part of the site to make the traffic pattern work.

Several tours of the new facility have occurred over the summer and fall for towns interested in building a similar recycle center. During one tour, Gilford was presented with a grant check by NH the Beautiful for $5,000! These funds were received for the new horizontal baler that was purchased earlier in the year. Our staff continues to receive great feedback from residents on the ease of use of the new facility. We appreciate the efforts of residents to separate and clean recyclables before visiting the GSWC as well as educating themselves on what is and is not allowed by our vendors! As always for more info on recycling right, please visit www.gilfordnh.org/recycleright or call us!

HIGHWAY

One of the Highway Divisions most important road maintenance tasks is maintaining each roadways drainage structures, pipes and swales. To complete this work, up to three different crews cleaned out and retuned ditches on 27 different roads. The sweeper truck is also a critical piece of equipment for maintaining drainage. Staff used this truck to sweep roads, clean and inspect 50 catch basins, unclog culvert inlets and clean off paved swales clogged with dirt and leaves. Plugged road culverts were flushed with the vacuum trailer to get water properly flowing again. In addition to coordinating all road plan work with our contractors, DPW crews replaced three (3) culvert-crossing pipes to fix known drainage and icing issues on Leisure Lane, Timber Lane and Liscomb Circle.

Other work that was overseen by the Highway Superintendent, Kyle Tibbets, was town-wide knotweed spraying, removal of seven (7) hazardous large trees throughout Town and regular inspections of numerous Comcast permits for work in Town roads. DPW has been tracking all work order requests in our new software PubWorks. A total of 595 dig safe permit requests have been submitted which require a map check for utilities, site inspection and markout of any sewer or drainage within the work zone. In addition to the high number of dig safe requests, 258 individual work order requests from residents for brush, drainage, potholes, washouts and driveway permits were closed out this year. Training is also an important part of maintaining great service to the Town and keeping our employees safe. This summer, several members from our highway staff attended a fantastic two-part chainsaw maintenance/tree felling class and were able to put their knowledge to immediate use on Town roads.

The 2020 approved budget allowed the purchase of a used mower, which was immediately put to use on Town roads. A new bobcat mounted planer was also purchased later in the year, which will be used for pothole repairs. Our crew was able to assist the Parks and Rec Department at the Town Beach with installing a new lifeguard chair, the swim raft and site work around the new playground. The Highway Division had a unique opportunity to work on a small joint project with the Laconia DPW, where the new Cotton Hill Road drainage system drained into a swale in Laconia. This joint effort saved both the Town and City money and allowed our crews to work together for the betterment of both community's roads and infrastructure. Lastly, I would like to congratulate Garrett Boisvert who obtained his CDL truck driver license in 2020 after passing a written, driving and pre-trip inspection test. Way to go Garrett!

BUILDING AND GROUNDS

The Building and Grounds Division has been running in all directions from increased cleaning and disinfection due to the pandemic to countless hours watering and maintaining the flowers around Town all summer and fall. There have been several voting events as well this year, which required numerous changes to address COVID related concerns, all handled by the B&G team.

Matt Whitney, B&G Supervisor, coordinated numerous building related projects over the course of the year. The DPW exterior south wall was replaced due to age, deterioration and leaking. Town Hall upgraded numerous old black pipes with an HVAC contractor and the Library's entire building was scraped and painted. The east wall and four chimneys at Rowe House were repointed along with some ongoing scraping and painting of exterior wood siding. A small employee break room with heat for winter operations was constructed at the Gilford Solid Waste Center in the large uninsulated building as well.

The Glendale Dock Facility obtained some much-needed repairs on the three (3) docks this summer, such as skirting, tie posts, trip hazards, and concrete slab separation from winter ice. A dead tree was also removed and lights were upgraded in the bathrooms. The existing out of date kitchen grease exhaust fan and vent hood were replaced at the Gilford Town Beach Building. Lastly, the Town acquired new electrostatic spray machines, which have been used for disinfection and cleaning as needed in all Town buildings.

FLEET

The Fleet Maintenance Division is always a busy place. Whether it be emergency repairs, like a new F550 transmission days before the blizzard storm, or preventative maintenance, like oil changes and brake jobs, they are never lacking work! Maintaining the entire Town's fleet (DPW, PD and FD) is certainly a full-time job for all three of our mechanics. In December we welcomed Dave Harris, DPW's new Head Mechanic, after Roger Weeks was promoted to Operations Manager. We are excited to welcome Dave to our team!

Along with routine service and unpredicted repairs, the mechanics aided in decommissioning several police vehicles and completed significant amounts of paint and recon work on DPW vehicles and trucks. This work is quite slow and tedious as the goal is to remove and repair areas of rust to extend the life of the vehicle. The Town received a new JCB backhoe recently, which was put into service immediately so that the old backhoe could stay at the Solid Waste Center where it is used daily for operations.

Approximately 50 annual vehicle inspections were performed and completed on the Town fleet. New equipment consisting of mobile column lifts and an updated tig-welding machine were purchased as part of the approved budget. These both made a great improvement to the safety and abilities to which the mechanics can perform their duties. In preparation for winter, the maintenance division installed snow tires on all town vehicles and checked, tested, and prepared all snow removal equipment. These can consist of snowplows, salt spreaders, pre-wetting systems, and snow blowers. They also fill in as truck drivers during the winter due to vacant positions, which is often the case. The mechanics are working hard to catch up on several repairs both major and minor following the recent large storm before the holidays.

SEWER

The Sewer Division has been very busy with meter reads, permits, dig safes requests (close to 600!) and annual maintenance work. Our sewer technician, Kevin Carlisle replaced or updated a total of 56 water meters and 57 MXU readers. He also issued 39 new sewer connection permits, 8 new commercial discharge permits and completed 86 final reads. Martinez Const. completed the rebuilding of 10 manhole structures this year due to age or uneven settling around structures.

Eastern Pipe Services completed the annual cleaning and TV inspection of 10,000 linear feet of sewer lines. Kevin inspected these lines by watching all the videos and noting any deficiencies along with inspecting 100 sewer manholes throughout Town. Eastern Pipe Services found two areas of mainline sewer inflow (groundwater) into the sewer line, on Coach Road and Hazelnut Road, during their CCTV work. Eastern Pipe Services has repaired the sewer on Hazelnut Road, and Busby Construction repaired the Coach Rd. sewer. Other notable items are that the two new pump stations at Varney Point worked flawlessly again this year as well as the Hedgewood Pump Station.

BLIZZARD OF 2020

I would like to thank everyone for their patience and help during the December 2020 blizzard that dumped 39 inches of snow here in Gilford. From Fire and Police assistance, to neighbors helping neighbors, it truly was an all hands on deck storm event that we can share stories about for years to come! Our DPW staff pushed through their exhaustion and worked a 42 hour shift with very little or no sleep. I am so proud of our staff for their teamwork and focus during this event and thank each one of them for their hard work, safety and time away from their families to keep Gilford's roads safe! DPWs everywhere are recognized nationally as first responders and that major winter event proves why. The Highway Division responded to a total of 11 snow and ice events this year and while they were certainly all not as intense as the Blizzard of 2020, they are each important as roads must be kept as safe as possible during and after these events for all traveling on Gilford's roads.

2020 has certainly had its challenges and successes, but overall I am happy to report it was a very productive year! I am proud of the many accomplishments this DPW team has achieved. I look forward to working with Roger Weeks in his capacity as the new Operations Manager, which I know will continue to propel us forward in a positive direction. Thanks to everyone in Town for their continued support of the Department of Public Works and to our DPW team who makes me very proud each and every day!

Sincerely,

Meghan Theriault
DPW Director

REPORT OF THE TOWN CLERK-TAX COLLECTOR

To say that 2020 was eventful would be an understatement! As the Town Clerk-Tax Collector, this was my first full year in the office. We started the year off with the first of four elections in January. At the First in the Nation Primary, 2/11/2020, we had not yet heard of Covid-19. By the March Town Election, 3/10/2020, we started to get some news of it and we had a couple of seasoned Ballot Clerks step down as they did not want to be exposed…rightfully so!

By the week of March 16th, the office had closed for walk-in visits, although we did stay open for appointments and online transactions only. For 3 months, we handled transactions strictly though the mail, drop box, online and by appointment. I have to say, these were the roughest 3 months of my first year in the Town Clerk-Tax Collector seat. The days quickly filled up with appointments and the online transaction were coming in record numbers.

On June 1, 2020, we excitedly opened the doors to the office back up and that was great! We are still only able to have 3 taxpayers/residents in the lobby at a time, but it is so nice to have the human interaction back. I can say that we have the best townspeople. Almost everyone has been supportive and appreciative of us. We thank you for that!

With our office back to somewhat of normalcy, the State Primary was held on 9/8/2020. The absentee ballot requests were much higher than usual. We then had the General Election on 11/3/2020, which we again saw a record number of absentee ballots - almost 2,000! This was a team effort for sure. We are so thankful for the support received from our Moderator, Sandra McGonagle. She stepped up and helped us with whatever we needed. In addition, the Supervisors of the Checklist saw big numbers of new voters. Again, without their support and expertise, these elections would not have run so smoothly. The ballot clerks were amazing as well. We also had an amazing amount of people who volunteered at the November Election. We had to turn people away as everyone wanted to help! As the elections progressed, we learned what to do and what not to do as far as social distancing and handing out pens and protective items at the polls. By November, we had it down pretty good and I believe the election was a huge success!

We have a new face in the office! Charity Littlefield started with us on December 28, 2020. She replaced Melinda Ferreira who after many years in the Assessing Department, and a little over a year in our department, went to work for the Town of Alton. We wish Melinda all the best and are excited to have Charity with us!

You will find the yearly reports of the Tax Collector (MS-61) and the Town Clerk (State and Town Transactions), as well as the deliberative session minutes and results from the 2020 Town\School Election elsewhere in this Annual Report booklet.

I would like to close by thanking the citizens of Gilford for their patience and understanding during our time of learning how to navigate in a “Covid 19” world. We do our best every day and hope that you will see that when you are in the office. Thank you for electing me this past March and I look forward to many more elections to come.

Respectfully submitted,

Danielle LaFond

Transaction Report

Covering 01/02/2020 to 12/31/2020

TCode	Description	Qty	Debit	Credit
ADJUST	State Adjustments	31.00	$0.00	($121.84)
AFEE	AGENT FEE	12,677.00	$0.00	$31,689.49
AQUA	AQUA-THERM PERMIT	239.00	$0.00	$136.50
BADCK	$25.00 BAD CHECK FEE	5.00	$0.00	$125.00
BEACH	BEACH ADMIN COMM	345.00	$0.00	$1,725.00
BOAT	BOAT TAX TOWN	36.00	$0.00	$18,627.21
BOATA	Boat Agent Fee	951.00	$0.00	$4,752.90
BOATC	Boat Town Clerk Fee	825.00	$0.00	$825.00
BOATL	Boat Local Fee	842.00	$0.00	$24,799.46
CERT	Certified Copy	209.00	$0.00	$3,135.00
CHKLST	VOTER CHECKLIST	4.00	$0.00	$374.50
COPY	COPIES	271.00	$0.00	$396.45
CPASS	Commercial Boat Launc	2.00	$0.00	$2,000.00
DECAL	Decal Plate Fee	7.00	$0.00	$105.00
DOG	DOG LICENSE	186.00	$0.00	$1,209.00
DOG1	DOG GROUP 5+	6.00	$0.00	$117.00
DOGA	DOG ALTERED	1,318.00	$0.00	$5,272.00
DOGD	DOG DUPLICATE TAG	14.00	$0.00	$0.00
DOGL	Dog Late Town	600.00	$0.00	$599.50
DOGM	DOG MISC.	1.00	$0.00	$25.00
DOGS	DOG SENIOR	281.00	$0.00	$421.50
DOGST	DOG STATE FEES	1,504.00	$0.00	$3,007.50
DOGU	DOG STATE TAG	1,791.00	$0.00	$895.50
FINES	PARKING & CIVIL FORF	252.00	$0.00	$27,338.89
LAGRI	Local Agri Plates	12.00	$0.00	$60.83
LAUTO	LOCAL AUTO RATES	12,294.00	$0.00	$2,089,797.60
LCON	Local Coneq Fees	81.00	$0.00	$3,362.45
LPASS	GLENDALE LAUNCH/PARK	135.00	$0.00	$6,725.00
LSROD	LOCAL STREET ROD	3.00	$0.00	$150.00
LSUV	Local SUV Fees	1.00	$0.00	$5.00
LTRAC	LOCAL TRACTOR FEES	49.00	$0.00	$245.00
MARR	MARRIAGE LICENSE	45.00	$0.00	$2,250.00
MFEE	MAIL IN FEE	9.00	$0.00	$15.80
MISC	MISCELLANEOUS	13.00	$0.00	$992.68
OVR/UN	TC ADJUSTMENTS	10.00	$0.00	$27.80
PPASS	GLENDALE PARK ONLY	313.00	$0.00	$7,825.00
REPLA	Replacement Plates	111.00	$0.00	$444.00

Transaction Report

Covering 01/02/2020 to 12/31/2020

TCode	Description	Qty	Debit	Credit
RETCK	Clerk Ret Ck Paid	34.00	$0.00	$629.30
SAGRI	State Agri Plates	11.00	$0.00	$38.70
SAMOTO	State Antique Moto	11.00	$0.00	$26.40
SANT	State Antique Plates	152.00	$0.00	$906.00
SAUTO	State Auto Fees	8,753.00	$0.00	$450,151.24
SBOAT	Boat State Fee	956.00	$0.00	$49,580.00
SCON	State Conv Fee	567.00	$0.00	$17,010.00
SCONEQ	State Fee	52.00	$0.00	$1,157.66
SFARM	State Farm Fee	2.00	$0.00	$59.20
SFARMF	Farm Monthly Fee	2.00	$0.00	$48.00
SMCTRA	Motorcycle Training	795.00	$0.00	$795.00
SMOPE	State Moped Fee	21.00	$0.00	$63.00
SMOTO	State Motorcycle Fee	762.00	$0.00	$11,181.25
SPARKS	State Park Plate Fee	66.00	$0.00	$5,610.00
SPLATE	State Plate Fee	1,243.00	$0.00	$9,944.00
SPLTE1	State Plate ONLY 1	503.00	$0.00	$2,012.00
STFEE	State Transfer Fee	733.00	$0.00	$7,330.00
STICK	Stickers	82.00	$0.00	$82.00
STITLE	State Title Fee	923.00	$0.00	$23,075.00
STRAC	State Tractor	48.00	$0.00	$87.15
STRAI	State Trailer Fees	2,058.00	$0.00	$46,579.85
SVFEE	State Vanity Plate	1,775.00	$0.00	$64,675.83
TCFEE	TOWN CLERK FEE	12,554.00	$0.00	$25,106.50
TFEE	TOWN TITLE FEE	2,227.00	$0.00	$4,454.00
TPASS	TRAILER PARKING PASS	52.00	$0.00	$1,300.00
TRFR	TOWN TRANSFER FEE	744.00	$0.00	$3,720.00
UCC	UCC	4.00	$0.00	$3,735.00
VIT2	VITAL 2ND COPY	143.00	$0.00	$1,430.00
VITL	VITAL 1ST COPY	189.00	$0.00	$2,835.00
	Grand Totals	**70,935.00**	**$0.00**	**$2,972,978.80**

TAX COLLECTOR'S WORKSHEET --- MS-61

Year: 2020	**Starting Date:**	**1/01/2020**	**Starting Module: TX**
	Ending Date:	**12/31/2020**	**Ending Module: UB**

Uncollected Taxes Beginning	Report Year	Prior Levy Years		
	2020	2019	2018	2017
Betterment	0.00	0.00	0.00	0.00
Current Use	0.00	16,000.00	0.00	0.00
Deed	0.00	0.00	0.00	0.00
Excavation	0.00	0.00	0.00	0.00
Miscellaneous	0.00	0.00	0.00	0.00
Other	0.00	0.00	0.00	0.00
Prepayment	0.00	-129,616.78	-132.00	-1,000.00
Sewer	0.00	27,988.07	0.00	0.00
Tax	0.00	1,826,062.46	0.00	0.00
Water	0.00	26,375.32	0.00	0.00
Yield	0.00	0.00	0.00	0.00
Committed This Year				
Betterment	0.00	0.00		
Current Use	39,100.00	12,530.00		
Deed	0.00	0.00		
Excavation	0.00	0.00		
Miscellaneous	0.00	0.00		
Other	0.00	0.00		
Prepayment	0.00	0.00		
Sewer	825,373.62	0.00		
Tax	32,293,192.38	2,160.00		
Water	288,112.00	0.00		
Yield	9,529.55	144.16		
Overpayment Refunds				
Betterment	0.00	0.00	0.00	0.00
Current Use	0.00	0.00	0.00	0.00
Deed	0.00	0.00	0.00	0.00
Excavation	0.00	0.00	0.00	0.00
Miscellaneous	0.00	0.00	0.00	0.00
Other	0.00	0.00	0.00	0.00
Prepayment	0.00	0.00	0.00	0.00
Sewer	0.00	0.00	0.00	0.00
Tax	38,440.03	79,390.00	4,810.19	0.00
Water	240.00	0.00	0.00	0.00
Yield	0.00	0.00	0.00	0.00
Interest, Costs & Penalties	7,358.22	47,868.38	0.00	0.00

TAX COLLECTOR'S WORKSHEET --- MS-61

Year: 2020	Starting Date: 1/01/2020	Starting Module: TX	
	Ending Date: 12/31/2020	Ending Module: UB	

Total Debits	33,501,345.80	1,908,901.61	4,678.19	-1,000.00
Remitted To Treasurer				
Betterment	0.00	0.00	0.00	0.00
Current Use	12,950.00	28,530.00	0.00	0.00
Deed	0.00	0.00	0.00	0.00
Excavation	0.00	0.00	0.00	0.00
Miscellaneous	0.00	0.00	0.00	0.00
Other	0.00	0.00	0.00	0.00
Prepayment	0.00	0.00	0.00	0.00
Sewer	771,401.45	26,196.74	0.00	0.00
Tax	30,201,648.20	1,701,902.64	-10.00	0.00
Water	259,394.74	25,565.77	0.00	190.00
Yield	9,529.55	144.16	0.00	0.00
Interest, Costs & Penalties	7,358.22	47,868.38	0.00	0.00
Abatements Made				
Betterment	0.00	0.00	0.00	0.00
Current Use	0.00	0.00	0.00	0.00
Deed	0.00	0.00	0.00	0.00
Excavation	0.00	0.00	0.00	0.00
Miscellaneous	0.00	0.00	0.00	0.00
Other	0.00	0.00	0.00	0.00
Prepayment	0.00	0.00	0.00	0.00
Sewer	400.24	0.00	0.00	0.00
Tax	12,832.00	78,975.00	4,810.19	0.00
Water	1,792.00	0.00	0.00	0.00
Yield	0.00	0.00	0.00	0.00

TAX COLLECTOR'S WORKSHEET --- MS-61

Year: 2020	Starting Date: 1/01/2020	Starting Module: TX
	Ending Date: 12/31/2020	Ending Module: UB

Uncollected Taxes End of Year				
Betterment	0.00	0.00	0.00	0.00
Current Use	26,150.00	0.00	0.00	0.00
Deed	0.00	0.00	0.00	0.00
Excavation	0.00	0.00	0.00	0.00
Miscellaneous	0.00	0.00	0.00	0.00
Other	0.00	0.00	0.00	0.00
Prepayment	0.00	0.00	0.00	0.00
Sewer	54,214.53	0.00	0.00	0.00
Tax	2,252,014.67	0.00	0.00	0.00
Water	28,106.33	400.00	0.00	0.00
Yield	0.00	0.00	0.00	0.00
Credit Balances	-136,446.13	-685.96	-122.00	-1,190.00
Total Credits	33,501,345.80	1,908,896.73	4,678.19	-1,000.00
Liens				
Unredeemed Liens Balance - Beginning	0.00	0.00	222,980.08	111,219.78
Credit Balances	0.00	0.00	0.00	0.00
Liens Executed During Fiscal Year	0.00	207,279.65	0.00	0.00
Overpayment Refunds	0.00	0.00	0.00	0.00
Interest and Costs Collected	0.00	1,310.43	27,626.01	37,672.75
Total Debits	0.00	208,590.08	250,606.09	148,892.53
Lien Redemptions	0.00	44,100.35	135,160.65	103,041.48
Interest and Costs Collected	0.00	1,310.43	27,626.01	37,672.75
Abatements of Unredeemed Liens	0.00	513.33	596.86	2,137.84
Liens Deeded to Municipality	0.00	318.49	419.61	384.37
Unredeemed Liens Balance	0.00	162,347.48	86,802.96	5,656.09
Credit Balances	0.00	0.00	0.00	0.00
Total Credits	0.00	208,590.08	250,606.09	148,892.53

DEPARTMENT OF STATE

DIVISION OF VITAL RECORDS ADMINISTRATION

RESIDENT BIRTH REPORT

01/01/2020-12/31/2020

--GILFORD--

Child's Name	Birth Date	Birth Place	Father's/Partner's Name	Mother's Name
HENEY, LOGAN JAMES	01/17/2020	CONCORD,NH	HENEY, CHRISTOPHER	HENEY, BRIANNA
SMITH, JAXSON MICHAEL ELMER	02/02/2020	LEBANON,NH	SMITH, MATTHEW	SMITH, BRITANY
SMITH, DAISY MARIE	02/20/2020	CONCORD,NH	SMITH, TYLER	SMITH, KRISTEN
GILMAN, AMELIA LOUISE	03/02/2020	CONCORD,NH	GILMAN, ANDREW	HEWITT, ASHLEY
HAMBLET, FALLON ROSE	03/10/2020	CONCORD,NH	HAMBLET, DAVID	MCGRATH, LAUREN
SCHOFIELD, AIDAN CRAIG	04/01/2020	CONCORD,NH		LURVEY, JESSICA
ELLIOTT, EVALINE ROSE	04/09/2020	CONCORD,NH	ELLIOTT III, ROBERT	ELLIOTT, EMILY
KOREK, DESIREE JOSEPHINE	04/10/2020	CONCORD,NH	KOREK, MICHAEL	KOREK, KRISTEN
GARVIN, FINNEGAN DONALD	04/17/2020	CONCORD,NH	GARVIN, THOMAS	GARVIN, CANDICE
HULEATT, ANTHONY JAMES	04/26/2020	CONCORD,NH	HULEATT, JOEL	HULEATT, LAUREN
LACHAPELLE, EMERSYN AVERY	06/11/2020	CONCORD,NH	LACHAPELLE, CRAIG	DONAHUE, BRITTANY
SHANLEY, EVAN BRIAN	06/19/2020	CONCORD,NH	SHANLEY, ERIC	SHANLEY, JENNIFER
FINCH, MAISIE JANE	07/02/2020	CONCORD,NH	FINCH, MATTHEW	FINCH, SUSAN
RITSON, SADIE RUTH	07/04/2020	CONCORD,NH	RITSON, JOSHUA	RITSON, RAVEN
SPERAZZO JR, ANTHONY RICHARD	07/05/2020	CONCORD,NH	SPERAZZO, ANTHONY	SPERAZZO, ALICIA
HUMPHREYS, ORION ARTHUR	07/22/2020	CONCORD,NH	HUMPHREYS, RICHARD	OLIVARES, BONITA
BROWN, DANIEL MILTON	07/23/2020	CONCORD,NH	BROWN, RYAN	BROWN, KATHERINE
MACARTHUR, SPENCER PHILIP	08/17/2020	CONCORD,NH	MACARTHUR, CHRISTOPHER	GIOVANDITTO, KALI
PELLETIER, COHEN DAVID	08/29/2020	CONCORD,NH	PELLETIER, DANIEL	PELLETIER, ALEXANDRA
DOUCET, PIPER MAEVE	09/14/2020	CONCORD,NH	DOUCET, JEREMY	DOUCET, KELSEA
BRODTMAN, STELLA SAGE	10/02/2020	CONCORD,NH	BRODTMAN, KARL	FILGATE, KELSEY
MARSH, SKYLAR BLISS	10/04/2020	CONCORD,NH	MARSH, NATHANIEL	MARSH, ANGELA
ARSENAULT, HENRY JOHN	10/09/2020	CONCORD,NH	ARSENAULT, CURTIS	ARSENAULT, ABIGAIL
DUDLEY, DELILAH BELLE	10/16/2020	PLYMOUTH,NH	DUDLEY JR, ROBERT	DUDLEY, MEREDITH
WARREN, LENI ELISABETH	10/18/2020	CONCORD,NH	WARREN, DEREK	WARREN, SARAH
PRZEKAZA, KOLLINS AINSLEY	10/18/2020	CONCORD,NH	PRZEKAZA, KYLE	PRZEKAZA, KELLY
HEPBURN, CALUM RICHARD	10/22/2020	CONCORD,NH	HEPBURN, STEVEN	HEPBURN, SARAH
YOUNG, STACIA OLIVIA	10/26/2020	CONCORD,NH	YOUNG II, ROLAND	YOUNG, CHASTITY
MOSSEY, BAYLEE ANN	11/10/2020	CONCORD,NH	MOSSEY, HAROLD	MOSSEY, JAMIE
JENNESS, LILLIE ROSE	12/11/2020	LEBANON,NH	JENNESS, BRYAN	DUBOIS, CHEYENNE
PARKS, BECKETT TYLER	12/22/2020	CONCORD,NH	PARKS, TYLER	PARKS, ALICIA
RAMIREZ OTIS, LUCIA MAE	12/23/2020	CONCORD,NH	RAMIREZ VIQUEZ, JOSE	OTIS, MELISSA

Total number of records 32

DEPARTMENT OF STATE
DIVISION OF VITAL RECORDS ADMINISTRATION

RESIDENT DEATH REPORT
01/01/2020 - 12/31/2020
--GILFORD, NH --

Decedent's Name	Death Date	Death Place	Father's/Parent's Name	Mother's/Parent's Name Prior to First Marriage/Civil Union	Military
GUPTILL, JEANNE E	01/01/2020	LACONIA	CABRAL, ARTHUR	BLAKE, ELIZABETH	N
MCHUGH, NORA M	01/01/2020	LACONIA	HEVERIN, JOHN	KIELTY, BRIDGET	N
FERRY JR, WILLIAM EATON	01/12/2020	RYE	FERRY SR, WILLIAM	SMITH, MARJORIE	N
SPOONER, LEIGH CRAIG	01/14/2020	GILFORD	SPOONER, BERTRAND	BENNETT, VIRGINIA	Y
HUCKINS, LEONARD JAMES	01/15/2020	CONCORD	HUCKINS, LYNDON	MERRILL, DEBORAH	N
BUCZAK, EDWIN D	01/23/2020	CONCORD	BUCZAK, EDWIN	MCNEIL, RUTH	N
JOHNSON, ANDREW T	01/25/2020	LACONIA	JOHNSON, ERNEST	CURTIS, NELLIE	Y
SMITH, BRITANY JOANN	02/02/2020	LEBANON	ETCHELLS SR, DENNIS	SMITH, DARCEE	N
WALSH, CHARLES M	02/04/2020	LACONIA	WALSH, CHARLES	JUDD, EILEEN	Y
SULLIVAN, KAREN M	02/15/2020	GILFORD	APPLETON, WALTER	VAS, BLANCHE	N
MARQUIS, PETER J	02/20/2020	GILFORD	MARQUIS, JAMES	SMITH, MARTHA	N
HILSON SR, MICHAEL W	02/24/2020	GILFORD	HILSON, ALFRED	SANCHAGRIN, THERESA	Y
LAMATTINA, RICHARD S	03/02/2020	GILFORD	LAMATTINA, IGNACIO	FULCHINO, ANNETTE	N
BETOURNE, RANDY A	03/12/2020	GILFORD	BETOURNE, ARTHUR	NICHOLS , BARBARA	N
BARDROFF, ROBERT WENDOLYN	03/13/2020	LACONIA	BARDROFF, EDWIN	KILFOIL, JULIA	Y
BRENNER, PATRICIA M	03/13/2020	GILFORD	MCDONNELL, JEROME	LACILLA, GRACE	N
KEOHAN, MARY SUSAN	03/16/2020	GILFORD	AYLWARD, THOMAS	CUNNINGHAM, PHYLLIS	N
KLYPKA JR, PETER	03/25/2020	LACONIA	KLYPKA SR, PETER	SCHRAMMEL, EMMA	N

DEPARTMENT OF STATE
DIVISION OF VITAL RECORDS ADMINISTRATION

RESIDENT DEATH REPORT
01/01/2020 - 12/31/2020
--GILFORD, NH --

Decedent's Name	Death Date	Death Place	Father's/Parent's Name	Mother's/Parent's Name Prior to First Marriage/Civil Union	Military
SHELDON, ERNEST BRADBURY	03/28/2020	GILFORD	SHELDON, GEORGE	BRADBURY, VIOLA	Y
SULLIVAN, WILLIAM C	03/28/2020	LACONIA	SULLIVAN SR, JAMES	CONDON, MARION	Y
BASTILLE JR, EDWARD CHARLES	04/05/2020	LACONIA	BASTILLE SR, EDWARD	NICHOLAS, EVELYN	Y
CENNAMO, DOLORES C	04/06/2020	LACONIA	COSTELLO, JIM	UNKNOWN, UNKNOWN	N
ENDEE III, CHARLES HENRY	04/06/2020	LACONIA	ENDEE JR, CHARLES	GRAD, EDEL	Y
STICKNEY, ARTHUR DAVID	04/07/2020	GILFORD	STICKNEY, EVERETT	WILLIAMS, VIRGIE	N
MARSDEN, ANN M	04/12/2020	MEREDITH	GADOURY, ARTHUR	GAGNON, CLOTHILDE	N
MARTIN, PATRICIA LOUISE	04/19/2020	LACONIA	KELLY, JAMES	RIORDAN, MARY	N
HAZELTINE, NATHAN	04/24/2020	LACONIA	HAZELTINE, MALCOLM	STACY, MYRTLE	Y
SOUCY, ALLEN J	04/25/2020	GILFORD	SOUCY, AURELE	LEVESQUE, JEANNE	N
KLEIST, DERF	04/25/2020	GILFORD	KLEIST, FRED	MIKENAS, ADELE	N
METZ, RICHARD JOSEPH	05/01/2020	LACONIA	METZ, JOSEPH	MORRIS, DOROTHY	Y
KRAFT, LINDA M	05/01/2020	GILFORD	KEENAN, BERNARD	ZINN, LILIAN	N
O'BRIEN, SUSANNE F	05/02/2020	CONCORD	FRENCH, BERLIN	WESTERLING, THELMA	N
MINOR, DONALD ROBERTS	05/06/2020	FRANKLIN	MINOR, GEORGE	ROBERTS, SHIRLEY	Y
HUTCHINS, ANNETTE ALICE	05/09/2020	GILFORD	CARIGNAN, LUCIEN	BINETTE, CELILIA	N
UNSWORTH, RICHARD HERBERT	05/13/2020	MEREDITH	UNSWORTH, HARRY	ADDISON, PHYLLIS	Y
TISDALE, WILLIAM	05/27/2020	LEBANON	TISDALE, LINCOLN	BRADY, CLARISSA	Y

DEPARTMENT OF STATE
DIVISION OF VITAL RECORDS ADMINISTRATION

RESIDENT DEATH REPORT
01/01/2020 - 12/31/2020
--GILFORD, NH --

Decedent's Name	Death Date	Death Place	Father's/Parent's Name	Mother's/Parent's Name Prior to First Marriage/Civil Union	Military
LAGUEUX, GLORIA ARLENE	06/04/2020	GILFORD	MITCHELL, EDMUND	ELLSWORTH, MARIE	N
MOSBRUCKER, SANDRA C	06/04/2020	LACONIA	CURTIS SR, PETER	MORSE, MARJORIE	N
DULAC, RONALD DAVID	06/06/2020	LACONIA	DULAC SR, RICHARD	DAOUST, VIOLET	N
HERBERT, GRACE L	06/08/2020	LEBANON	GIUFFRIDA, DOMENICO	DYMENT, VIRGINIA	N
SONIA, CORINNE MARY	06/12/2020	GILFORD	ARNOLD, REXFORD	BURKE, LUELLA	N
DOWSE, MILDRED KRISTINE	06/14/2020	GILFORD	JOHNSON, ARTHUR	UNKNOWN, SIGNE	N
CONWELL, IRIS MARIE	06/18/2020	CONCORD	TOMPKINS, CHARLES	QUIGLEY, MARY	N
MORIN, ROGER JOSEPH	06/18/2020	GILFORD	MORIN, ALPHONSE	CAMERON, LEDA	Y
LEBRUN, ROBERT JAMES	06/23/2020	GILFORD	LEBRUN, EUGENE	JEWELL, RUBY	Y
JOHNSON, PATRICIA MADELINE	06/25/2020	LACONIA	PERRY, ROLAND	MARSHALL, LOREEN	N
DEAN, BONNIE MARIE	06/28/2020	GILFORD	DEAN, HERBERT	SIPES, OPAL	N
BOLDUC, DANIEL WILLIAM	06/29/2020	GILFORD	BOLDUC, DONAT	CAMPBELL, DELIMA	Y
LAFLAM, LAWRENCE J	07/01/2020	GILFORD	LAFLAM, ARMAND	LIBBY, LAURA	N
YOUNG, NIEL C	07/08/2020	GILFORD	YOUNG, CORNELIUS	ROLLINS, MABEL	N
SLEE, ROGER GLEN	08/02/2020	GILFORD	SLEE, GLEN	CALLISON, DOROTHY	Y
MITCHELL, ROBERT JOSEPH	08/14/2020	GILFORD	MITCHELL, JOSEPH	WEINBERGER, BERTHA	N
MORIN, RENE J	08/27/2020	GILFORD	MORIN, ALPHONSE	CAMERON, LEDA	Y
PEAVEY, JOHN EDWARD	08/27/2020	GILFORD	PEAVEY, HARRY	DIONNE, MARY	Y

DEPARTMENT OF STATE
DIVISION OF VITAL RECORDS ADMINISTRATION

RESIDENT DEATH REPORT
01/01/2020 - 12/31/2020
--GILFORD, NH --

Decedent's Name	Death Date	Death Place	Father's/Parent's Name	Mother's/Parent's Name Prior to First Marriage/Civil Union	Military
O'CONNOR, PENELOPE ANN	08/31/2020	CONCORD	BAKER, JAMES	HERVIEUX, GERALDINE	N
STOCKHAUSEN, CAROL ANN	09/06/2020	LACONIA	CUSAC, ROY	LOCKWOOD, MARION	N
PRUDENTE, GERALDINE M	09/18/2020	LACONIA	KEELING, ROBERT	QUIGLEY, CATHERINE	N
COONS, CHARLES HENRY	09/20/2020	CONCORD	COONS, ERNEST	MACDONALD, RUTH	N
TRAINOR, ELIZABETH	09/21/2020	CONCORD	LARACY, CYRIL	MULLALY, LILLIAN	N
DANIEL, RITA	09/21/2020	GILFORD	DESILETS, HENRY	BERGERON, IRENE	N
LITTLEFIELD SR, WILLIAM GEORGE	09/29/2020	GILFORD	LITTLEFIELD, JOHN	BLACK, VERA	N
WORTHLEY, LEON ROBERT	10/01/2020	LACONIA	WORTHLEY, RUSSELL	OAK, DORIS	Y
PIECUCH, NANCY BETH	10/02/2020	GILFORD	ROUSSEAU, ROGER	PHILBRICK, BARBARE	N
GILL, RUTH LORRAYNE	10/05/2020	LACONIA	WIES, WILLIAM	HALL, AMY	N
HARTLING, NANCY A	10/08/2020	FRANKLIN	PETERSON, ALBERT	LARSON, ASTRID	N
KING, VIRGINIA DORIS	10/09/2020	PORTSMOUTH	MARTIN, JOHN	WAGNER, EMILY	N
MILLER, PRISCILLA J	10/17/2020	GILFORD	MILLER, ROBERT	TRAVIS, PRISCILLA	N
PARSONS, ANNE R	10/25/2020	GILFORD	RICHARDSON, MERLE	RANGER, ALICE	N
SHUGRUE, LORRETTA SUTTON	11/11/2020	LACONIA	SUTTON, ERNEST	ADAMS, LAVINIA	N
HOULE, PATRICIA MARIE	11/12/2020	GILFORD	THOMPSON, JAMES	BRETON, THERESA	N
FOPIANO, JASON DAVID	11/13/2020	LACONIA	FOPIANO, STEPHEN	SPINOLA, SHIRLEY	N
ELLIS, PHILIP MARCUS	11/14/2020	GILFORD	ELLIS, GEORGE	GODDEN, GLADYS	Y

DEPARTMENT OF STATE

DIVISION OF VITAL RECORDS ADMINISTRATION

RESIDENT DEATH REPORT

01/01/2020 - 12/31/2020

--GILFORD, NH --

Decedent's Name	Death Date	Death Place	Father's/Parent's Name	Mother's/Parent's Name Prior to First Marriage/Civil Union	Military
WINN, LORETTA R	12/02/2020	GILFORD	ZIRPOLO, JAMES	MORANTE, LILLIAN	N
ORTON, MARY B	12/09/2020	GILFORD	FITZGERALD, JOHN	ROWE, CLARICE	N
HAUCK, BARBARA ELIZABETH	12/10/2020	GILFORD	FRINK, SYDNEY	SUGDEN, PHYLLIS	N
LAVIN, WILLIAM E	12/11/2020	FRANKLIN	LAVIN, JOHN	LOWES, ADA	Y
MOYER, DOUGLAS JOHN	12/14/2020	LEBANON	MOYER, JOHN	DRAKE, SUSAN	N
CONSTANCE, BEVERLY ANN	12/23/2020	FRANKLIN	PARRIS, STANLEY	INGRAM, GRACE	N
PARKHURST, LORRAINE D	12/30/2020	PORTSMOUTH	BOURGEOIS, OLIVA	SEVIGNY, OPHELIA	N

Total number of records 79

DEPARTMENT OF STATE

DIVISION OF VITAL RECORDS ADMINISTRATION

RESIDENT MARRIAGE REPORT

01/01/2020 - 12/31/2020

-- GILFORD --

Person A's Name and Residence	Person B's Name and Residence	Town of Issuance	Place of Marriage	Date of Marriage
PRICE, CALEB W GILMANTON, NH	TIBBALS, KENDRA R GILFORD, NH	GILFORD	JACKSON	01/04/2020
LIAKAS, ANDREW C GILFORD, NH	LIAKAS, ERIN K GILFORD, NH	GILFORD	GILFORD	02/02/2020
ROLLAND, MEREDYTH C GILFORD, NH	KJELLANDER, STEPHAN C GILFORD, NH	GILFORD	RYE	02/22/2020
KIRBY, ANNA M GILFORD, NH	RIVARD, BRANDON R GILFORD, NH	GILFORD	GILFORD	02/29/2020
GODBOUT, BENJAMIN A GILFORD, NH	MAGEE, SARAH E GILFORD, NH	GILFORD	GILFORD	06/14/2020
GARNETT III, RONALD C GILFORD, NH	FOLEY, AMANDA M GILFORD, NH	GILFORD	GILFORD	06/20/2020
POWERS, FORREST M GILFORD, NH	ROARK, ERIN A GILFORD, NH	GILFORD	SUNAPEE	07/11/2020
WHITE, REBECCA L GILFORD, NH	STOPYRA, JORDAN T GILFORD, NH	GILFORD	GILFORD	08/08/2020
MORRISON, STARLIN A SANBORNTON, NH	WITBECK, HELEN J GILFORD, NH	SANBORNTON	SANBORNTON	08/13/2020
HIMMER, ALAN K GILFORD, NH	CARROLL, MEGAN E GILFORD, NH	GILFORD	MEREDITH	08/17/2020
NELSON, LINDSEY F GILFORD, NH	KUBEC, VOJTECH DERRY, NH	GILFORD	GILFORD	08/22/2020

DEPARTMENT OF STATE

DIVISION OF VITAL RECORDS ADMINISTRATION

RESIDENT MARRIAGE REPORT

01/01/2020 - 12/31/2020

-- GILFORD --

Person A's Name and Residence	Person B's Name and Residence	Town of Issuance	Place of Marriage	Date of Marriage
DANSBY III, WADE F JACKSON HEIGHTS, NY	PETRUCCI, LINDA N GILFORD, NH	GILFORD	LACONIA	09/06/2020
SULLIVAN, KELLY L GILFORD, NH	BOURGEOIS, ALEXANDER W GILFORD, NH	GILFORD	THORNTON	09/27/2020
CHENEY, SEAN K GILFORD, NH	LYON, SANDRA D GILFORD, NH	GILFORD	TILTON	10/05/2020
VELLECA, STACEY L GILFORD, NH	SMITH, MICHAEL W GILFORD, NH	GILFORD	BRENTWOOD	10/24/2020
AINSWORTH JR, WILLIAM M GILFORD, NH	MURRAY, ANDREA J GILFORD, NH	GILFORD	GILFORD	11/07/2020
SELLERS, JAMES W GILFORD, NH	TALBOT, ANN P N BILLERICA, MA	GILFORD	GILFORD	11/12/2020
WALSH, SEAN M GILFORD, NH	BILODEAU, BETHANY J GILFORD, NH	GILFORD	GILFORD	12/05/2020
WHITMAN, JUSTIN K GILFORD, NH	DOYEN, KAREN A GILFORD, NH	GILFORD	LACONIA	12/13/2020

Total number of records 19

REPORT OF THE WELFARE DIRECTOR

The year 2020 has been a unique year for all and the Gilford Welfare Office is no exception. This year the department provided assistance to 9 households with almost $3,800 in various types of assistance representing a decrease from 2019 of about 35%. Assistance is allotted for housing, utilities and fuel. The pandemic and the government's response to the crisis has resulted in funds for people that have lessened the need for the Gilford Welfare Office to intervene. By referring people to the programs available, many people have been able to sustain housing and other expenses independent of local assistance. One can only speculate that the additional monies allocated to unemployment and through the stimulus program have been an additional resource resulting in fewer applications for assistance. Additionally this year, the pandemic helped create a moratorium on evictions and electric service disconnects due to non-payment. Public utility companies are offering generous repayment programs for delinquent accounts.

The Gilford Welfare Office continues to refer needy households to other sources of public and private assistance, many times forming combinations of help from various sources. The Housing Relief Program provided up to $2,400 per family to assist with rent. There is also the Energy Assistance Program through the Belknap County Community Action Program (CAP) where fuel assistance is available. It also facilitates the Eversource electricity discount program. The St. Vincent de Paul Society operates a food pantry, a thrift store, a financial assistance program and the Children's Foundation which assists with diapers, and the day to day needs of school age children. The Gilford Welfare Office also networks with the Gilford Community Church, the Salvation Army, Catholic Charities and the Neighbors in Need program. Gilford residents in need are referred to these organizations. Emergency housing is secured through referrals to Laconia shelters: Carey House and Belknap House, a comprehensive shelter for families or pregnant women.

For any questions or for a neighbor who might need assistance, please contact the Welfare Office at 527-4796. An application and links to other services can be found on the Gilford Town website by visiting the Welfare Department link.

Respectfully submitted,

Pamela Clark

SUMMARY OF WELFARE ASSISTANCE FOR YEARS 2017-2020

	2017	2018	2019	2020
Electric	$ 6,599.03	$ 4,655.21	$ 1,662.94	$ 637.03
Heat/Fuel	$ 2,990.21	$ 3,681.35	$ 744.20	$ 349.90
Housing	$ 19,570.96	$ 18,373.58	$ 3,362.37	$ 2,713.75
Food	$ 134.27	$ -	$ -	$ 80.00
Medical	$ -	$ -	$ -	$ -
Other	$ 2,865.65	$ 2,377.99	$ -	$ -
TOTAL	**$ 32,160.12**	**$ 29,088.13**	**$ 5,769.51**	**$ 3,780.68**
Total Number of Families	47	41	16	9

Helping Hands: Senior Support for the Lakes Region

A group of citizens has been formed to help the elderly and at risk citizens in our community during this time of need. Volunteers will help run errands, find daily needs and necessities, go grocery shopping and provide any and all support they are capable of.

There are some donations from local businesses and community members. These donations will be used solely to help those that are unable to leave their homes or do not have the capability to find or get what they need on their own.

Anyone in need of assistance can call Erika Willette at 603-293-5181, or email at Erika.willette@hotmail.com.

Those interested in volunteering may join the Facebook group:

https://www.facebook.com/groups/2611445905792257/

Thank you!

Town of Gilford, New Hampshire
Deliberative Session "First Session" Minutes
February 8, 2020

The 2020 Deliberative Session was originally scheduled for Thursday February 6, 2020 but was postponed to Saturday February 8, 2020 at 10:00 a.m. due to weather.

Moderator Sandra McGonagle called the meeting to order at 10:00 a.m. and led the audience in the Pledge of Allegiance. McGonagle made several announcements regarding no food or drink in the auditorium, no smoking on the school grounds, silence cell phones and pointed out the emergency exits.

McGonagle introduced the Board of Selectmen, Chan Eddy, Richard Grenier and Gus Benavides; Town Administrator, Scott Dunn. Scott Dunn introduced Department Managers, John Ayer, Director of Dept. of Planning and Land Use; Fire Chief, Steve Carrier; Park & Recreation Director, Herb Green; Police Chief, Anthony Bean-Burpee; Librarian, Katherine Dormody; Director of Public Works, Meghan Theriault, and Town Clerk - Tax Collector, Danielle LaFond. McGonagle introduced and thanked the Budget Committee members for their hard work, Sean Murphy (Chairman), Sue Greene, Tom Chase, Kristen Snow, Johan Andersen and Richard Grenier (Board of Selectmen Representative). Sandy McGonagle introduced Danielle LaFond, Town Clerk as the recorder of the meeting and Larry Routhier, Assistant Moderator, and official timer of the meeting. McGonagle also introduced Supervisor's of the Checklist/Greeters, Mary Villaume and Miriam York in attendance.

McGonagle went over the rules and purpose of the meeting. She further explained discussion, debate, amendment and how to overrule during the meeting. She cautioned the membership to direct questions to her and to have courteous debate during the meeting; no personal attacks would be permitted and would result in removal from the meeting by the Gilford Police Dept. She explained how to amend a question, the subject matter could not be eliminated (RSA 40:13) and how to proceed with a secret ballot if one was to be requested. McGonagle asked that anyone wishing to speak come to the microphone, announce their name and address for the record before speaking. McGonagle set a time limit of 5 minutes for the first time a person speaks and 2 minutes for a follow up after everyone had the opportunity to speak once on the Article. McGonagle explained that moving a question terminates discussion and that a second is required. McGonagle asked any unregistered voters to ask permission to speak and it would be on the honor system. Registered voters have voting cards and Department Managers may speak on any Article. McGonagle further stated that after the discussion had terminated that the Article would be placed on the official ballot for the March 10th, 2020 Town Election.

There were approximately 44 people in attendance for the meeting.

The Moderator read Article 1 as follows:

Article 1: To choose the necessary Town Officers for the following year; to wit:

- One Selectman for a three year term;
  - ANGELO FARRUGGIA
  - DENISE MORRISSETTE GONYER
  - J. KEVIN HAYES
- One Town Clerk-Tax Collector for a three year term;
  - DANIELLE LAFOND
- One treasurer for a three year term;
  - KIMBERLY ZYLA SALANITRO
- One Town Moderator for a two year term;
  - SANDRA T. MCGONAGLE
- One Supervisor of the Checklist for a six year term;
  - MIRIAM A. YORK
- One Trustee of Trust Funds for a three year term;
  - NO FILING/BLANK
- One Library Trustees for a three year term;
  - ELIZABETH (BETTY) TIDD
- One Cemetery Trustee for a three year term;
  - KRISTIN SNOW
- Three Budget Committee Members for three year terms;
  - JOHAN ANDERSEN
  - STEVEN HEPBURN
  - DAVID TYLER
- One Fire Engineer for a three year term;
  - DONALD SPEAR

The Moderator read Article 2 as follows:

ARTICLE 2 Are you in favor of the adoption of Amendment Number 1 as proposed by the Gilford Planning Board for the Gilford Zoning Ordinance as follows?

> Amend the Table of Contents, the heading for Article 6, and Sections 6.14, 6.18, and 7.5.6.10 of the Gilford Zoning Ordinance by deleting references to the Family Apartment land use (which was replaced by the Accessory Apartment land use). The Family Apartment land use is no longer permitted by the Gilford Zoning Ordinance and by NH RSA 674:72, VIII, (most references were removed from the Gilford Zoning Ordinance in 2017). (An official copy of the entire proposal is on file at the Town Clerk's Office and on display at the meeting place on the date of the Town Meetings and may be viewed at www.gilfordnh.org.)

Discussion: There was no discussion, the Moderator stated Article 2 would be placed on the official ballot as written.

ARTICLE 3: Are you in favor of the adoption of Amendment Number 2 as proposed by the Gilford Planning Board for the Gilford Zoning Ordinance as follows?

> Amend Table 2, Dimensional Regulations, in Article 5 of the Gilford Zoning Ordinance, by changing the minimum Front Setback requirement in the Island Residential (IR) Zone from 40 feet to 50 feet to match the required minimum setback from Lake Winnipesaukee as set forth in Section 5.2.1(a) of the Gilford Zoning Ordinance and in NH RSA 483-B:9,II(b). (An official copy of the entire proposal is on file at the Town Clerk's Office and on display at the meeting place on the date of the Town Meetings and may be viewed at www.gilfordnh.org.)

Richard Grenier asked what the purpose of this article was. John Ayer, Director of Planning and Land Use, explained it brings the town into compliance with the State to make the ordinance less confusing.

Discussion: There was no discussion, the Moderator stated Article 3 would be placed on the official ballot as written.

ARTICLE 4: Shall the Town vote to raise and appropriate as an operating budget, not including appropriations by special warrant articles and other appropriations voted separately, the amounts set forth on the budget posted with the warrant or as amended by vote of the first session, for the purposes set forth therein, totaling $14,263,580? Should this article be defeated, the default budget shall be $13,645,456, which is the same as last year, except for certain adjustments required by previous action of the Town or by law; or the Board of Selectmen may hold one special meeting, in accordance with RSA 40:13, X and XVI, to take up the issue of a revised operating budget only.
(Recommended by the Board of Selectmen 3 to 0)
(Recommended by the Budget Committee 11 to 0)

Discussion: There was no discussion, the Moderator stated Article 4 would be placed on the official ballot as written.

ARTICLE 5: Shall the Town vote to approve the cost items included in the three year collective bargaining agreement reached between the Board of Selectmen and the American Federation of State, County and Municipal Employees, Local 534, on behalf of certain Public Works Department employees, which calls for increases in the benefit package of $700 for the estimated costs necessary to fund the new collective bargaining agreement in each of the next three fiscal years over the costs attributable to benefits that would have been due under the current agreement at the current staffing level; and furthermore, vote to raise and appropriate the sum of seven hundred dollars, ($700), for the current fiscal year?
(Recommended by the Board of Selectmen 3 to 0)
(Recommended by the Budget Committee 11 to 0)

Discussion: There was no discussion, the Moderator stated Article 5 would be placed on the official ballot as written.

ARTICLE 6: Shall the Town vote to raise and appropriate the sum of sixty four thousand dollars, ($64,000), for phase 2 (out of 3) of the Police Department radio system upgrade project? This sum to come from surplus fund balance and no amount to be raised from new taxation. This will be a non-lapsing appropriation per RSA 32:7, VI and will not lapse until the project is completed or by December 31, 2021, whichever is sooner.
(Recommended by the Board of Selectmen 3 to 0)
(Recommended by the Budget Committee 11 to 0)

Discussion: There was no discussion, the Moderator stated Article 6 would be placed on the official ballot as written.

ARTICLE 7: Shall the Town vote to authorize the Board of Selectmen to enter into a five year lease purchase agreement in the amount of two hundred fifty thousand dollars, ($250,000), for Fire Department air tanks and breathing apparatus, contingent upon such an agreement having a non-appropriation clause in accordance with the provisions of RSA 33:7-e; and to raise and appropriate the sum of fifty-one thousand five hundred dollars, ($51,500), to be used as the first year's payment for that purpose? This will be a non-lapsing appropriation per RSA 32:7, VI and will not lapse until the purchase is completed or by December 31, 2021, whichever is sooner.
(Recommended by the Board of Selectmen 3 to 0)
(Recommended by the Budget Committee 11 to 0)

Discussion: There was no discussion, the Moderator stated Article 7 would be placed on the official ballot as written.

ARTICLE 8: Shall the Town vote to raise and appropriate the sum of two hundred seventy-five thousand dollars, ($275,000), to purchase and equip a new ambulance? This sum to come from the Ambulance Services Revolving Fund and no amount to be raised from taxation. This will be a non-lapsing appropriation per RSA 32:7, VI and will not lapse until the purchase is completed or by December 31, 2021, whichever is sooner.
(Recommended by the Board of Selectmen 3 to 0)
(Recommended by the Budget Committee 11 to 0)

Discussion: There was no discussion, the Moderator stated Article 8 would be placed on the official ballot as written.

ARTICLE 9: Shall the Town vote to raise and appropriate the sum of seventy-five thousand dollars, ($75,000), to purchase a used roadside mower? This sum to come from surplus fund balance and no amount to be raised from new taxation. This will be a non-lapsing appropriation per RSA 32:7, VI and will not lapse until the purchase is completed or by December 31, 2021, whichever is sooner.
(Recommended by the Board of Selectmen 3 to 0)
(Recommended by the Budget Committee 11 to 0)

Discussion: There was no discussion, the Moderator stated Article 9 would be placed on the official ballot as written.

ARTICLE 10: Shall the Town vote to raise and appropriate the sum of one hundred twenty-five thousand dollars, ($125,000), to purchase a heavy duty pick-up truck with plow and accessories? This sum to come from surplus fund balance and no amount to be raised from new taxation. This will be a non-lapsing appropriation per RSA 32:7, VI and will not lapse until the purchase is completed or by December 31, 2021, whichever is sooner.
(Recommended by the Board of Selectmen 3 to 0)
(Recommended by the Budget Committee 11 to 0)

Discussion: There was no discussion, the Moderator stated Article 10 would be placed on the official ballot as written.

ARTICLE 11: Shall the Town vote to authorize the Board of Selectmen to enter into a five year lease purchase agreement in the amount of one hundred eighty thousand dollars, ($180,000), for a DPW back-hoe, contingent upon such an agreement having a non-appropriation clause in accordance with the provisions of RSA 33:7-e; and to raise and appropriate the sum of forty thousand dollars, ($40,000), to be used as the first year's payment for that purpose? This will be a non-lapsing appropriation per RSA 32:7, VI and will not lapse until the purchase is completed or by December 31, 2021, whichever is sooner.
(Recommended by the Board of Selectmen 3 to 0)
(Recommended by the Budget Committee 11 to 0)

Discussion: There was no discussion, the Moderator stated Article 11 would be placed on the official ballot as written.

ARTICLE 12: Shall the Town vote to raise and appropriate the sum of two thousand nine hundred dollars, ($2,900), to be added to the Police Dog and Training Capital Reserve Fund previously established in 2018?
(Recommended by the Board of Selectmen 3 to 0)
(Recommended by the Budget Committee 11 to 0)

Discussion: There was no discussion, the Moderator stated Article 12 would be placed on the official ballot as written.

ARTICLE 13: Shall the Town vote to raise and appropriate the sum of ten thousand three hundred eighty-seven dollars, ($10,387), to be added to the Technology Capital Reserve Fund previously established in 2018? This sum to come from surplus fund balance using FY2019 cable television franchise technology grants that were deposited into the general fund and no amount to be raised from taxation.
(Recommended by the Board of Selectmen 3 to 0)
(Recommended by the Budget Committee 11 to 0)

Discussion: There was no discussion, the Moderator stated Article 13 would be placed on the official ballot as written.

ARTICLE 14: Shall the Town vote to raise and appropriate the sum of twenty thousand dollars, ($20,000), to be added to the Building Repair Capital Reserve Fund previously established in 2007? This sum to come from surplus fund balance and no amount to be raised from new taxation.
(Recommended by the Board of Selectmen 3 to 0)
(Recommended by the Budget Committee 11 to 0)

Discussion: There was no discussion, the Moderator stated Article 14 would be placed on the official ballot as written.

ARTICLE 15: Shall the Town vote to establish a Public Works Building Capital Reserve Fund under the provisions of RSA 35:1 for the evaluation, design and construction of a new Public Works building; and to raise and appropriate the sum of fifty thousand dollars, ($50,000), to be placed in this fund; and furthermore, to name the Board of Selectmen as agents to expend? This sum to come from surplus fund balance and no amount to be raised from new taxation.
(Recommended by the Board of Selectmen 3 to 0)
(Recommended by the Budget Committee 11 to 0)

Discussion: There was no discussion, the Moderator stated Article 15 would be placed on the official ballot as written.

ARTICLE 16: Shall the Town vote to raise and appropriate the sum of twenty-five thousand dollars, ($25,000), to be added to the Fire Water Supply Maintenance Capital Reserve Fund previously established in 2008 for town-wide fire suppression purposes? This sum to come from surplus fund balance and no amount to be raised from new taxation.
(Recommended by the Board of Selectmen 3 to 0)
(Recommended by the Budget Committee 11 to 0)

Discussion: There was no discussion, the Moderator stated Article 16 would be placed on the official ballot as written.

ARTICLE 17: Shall the Town vote to raise and appropriate the sum of fifty thousand dollars, ($50,000), to be added to the Recreation Facilities Maintenance Capital Reserve Fund previously established in 2008? This sum to come from surplus fund balance and no amount to be raised from new taxation.
(Recommended by the Board of Selectmen 3 to 0)
(Recommended by the Budget Committee 11 to 0)

Discussion: There was no discussion, the Moderator stated Article 17 would be placed on the official ballot as written.

ARTICLE 18: Shall the Town vote to raise and appropriate the sum of ten thousand dollars, ($10,000), to be added to the Glendale Boat and Launch Ramp Facilities Maintenance Capital Reserve Fund previously established in 2008? This sum to come from surplus fund balance using FY2019 Glendale Permit revenues that were deposited into the general fund and no amount to be raised from taxation.
(Recommended by the Board of Selectmen 3 to 0)
(Recommended by the Budget Committee 11 to 0)

Discussion: There was no discussion, the Moderator stated Article 18 would be placed on the official ballot as written.

ARTICLE 19: Shall the Town vote to raise and appropriate the sum of one hundred thousand dollars, ($100,000), to be added to the Fire Equipment Capital Reserve Fund previously established in 1989? This sum to come from surplus fund balance and no amount to be raised from new taxation.
(Recommended by the Board of Selectmen 3 to 0)
(Recommended by the Budget Committee 11 to 0)

Discussion: There was no discussion, the Moderator stated Article 19 would be placed on the official ballot as written.

ARTICLE 20: Shall the Town vote to raise and appropriate the sum of fifty-eight thousand dollars, ($58,000), to be added to the Lakes Business Park Capital Trust Fund previously established pursuant to the terms of the Inter-Municipal Agreement that was approved

under Article 18 of the 2001 Annual Town Meeting? This sum to come from surplus fund balance and no amount to be raised from new taxation.
(Recommended by the Board of Selectmen 3 to 0)
(Recommended by the Budget Committee 11 to 0)

Discussion: There was no discussion, the Moderator stated Article 20 would be placed on the official ballot as written.

ARTICLE 21: Shall the Town vote to raise and appropriate the sum of ten thousand dollars, ($10,000), to be added to the Sewer Maintenance Capital Reserve Fund previously established in 2007? This sum to come from sewer fund balance and no amount to be raised from taxation.
(Recommended by the Board of Selectmen 3 to 0)
(Recommended by the Budget Committee 11 to 0)

Discussion: There was no discussion, the Moderator stated Article 21 would be placed on the official ballot as written.

ARTICLE 22: Shall the Town vote to raise and appropriate the sum of six thousand five hundred dollars, ($6,500), to comply with a New Hampshire Department of Environmental Services request to perform a focused site investigation to evaluate the source of PFOA and PFOS compounds in the potential contamination of groundwater at the municipal complex?
(Not recommended by the Board of Selectmen 3 to 0)
(Not recommended by the Budget Committee 11 to 0)

David Tyler, 34 Silver Street motioned to reduce the dollar amount to Zero. Kevin Hayes seconded the motion. Chan explained that this is state mandated; therefore, the state should be paying. Scott Dunn also explained that leaving the amount at $6500.00 sends a message to the State that if defeated, the State should be paying. A call for a vote was requested and there were no votes in favor of amending the article. The Moderator stated Article 22 would be place on the official ballot as written.

ARTICLE 23: Shall the Town vote to raise and appropriate the sum of ten thousand dollars, ($10,000), (level funding request), to support the operation of the Laconia Area Center of Community Action Program? The Laconia Area Center staff provides low income, elderly and disabled residents of Gilford assistance with basic needs such as fuel assistance, electric assistance, meals on wheels, home weatherization, security deposits for housing, and maintains a food pantry accessible every day during business hours. In 2019 residents of Gilford received services through the programs of Community Action Program, Belknap-Merrimack Counties, Inc., and the Laconia Area Center. (Submitted by petition)
(Not recommended by the Board of Selectmen 3 to 0)
(Recommended by the Budget Committee 6 to 5)

Discussion: There was no discussion, the Moderator stated Article 23 would be placed on the official ballot as written.

ARTICLE 24: Shall the Town vote to raise and appropriate the sum of twenty-three thousand five hundred dollars, ($23,500), to support the operations of Central New Hampshire VNA & Hospice, a local agency that provides visiting nurse services, hospice care, and pediatric care to residents of the Town of Gilford, NH? This past year residents of Gilford received over 3,837 home visits from Central New Hampshire VNA & Hospice and approximately forty-two thousand dollars in uncompensated care. Town funds are used chiefly to support hospice care, pediatric care to children at medical or social risk, wellness clinics, bereavement support groups and immunization services. (Submitted by Petition)
(Not recommended by the Board of Selectmen 3 to 0)
(Recommended by the Budget Committee 7 to 3)

Discussion: There was no discussion, the Moderator stated Article 24 would be placed on the official ballot as written.

ARTICLE 25: Shall the Town vote to raise and appropriate the sum of twenty-one thousand dollars, ($21,000), in support of the Lakes Region Mental Health Center (LRMHC) for the delivery of emergency mental health services? These services include access to Master's level clinicians and psychiatrists by individuals, police, fire, schools, hospitals and others, 24 hours per day, 7 days per week. Services are provided to anyone in need, regardless of their ability to pay. LRMHC is designated by the State of New Hampshire as the community mental health center serving Belknap and southern Grafton Counties. We served 4,081 children, families, adults and elders in fiscal year 2019, 247 of whom were Gilford residents. LRMHC provided emergency services to 61 Gilford residents in fiscal year 2019. LRMHC provided $63,239 in charitable care to Gilford residents; a 41% increase over 2018. (Submitted by petition)
(Not recommended by the Board of Selectmen 3 to 0)
(Recommended by the Budget Committee 8 to 4)

Discussion: There was no discussion, the Moderator stated Article 25 would be placed on the official ballot as written.

ARTICLE 26: Shall the Town vote to raise and appropriate the sum of two thousand, six hundred and sixty dollars, ($2,660), in support of New Beginnings Without Violence & Abuse, the center for free and confidential intervention, support and advocacy for those whose lives have been affected by domestic, sexual and stalking violence? Services include access to crisis line, emergency shelter, information and referral, staff and advocates for individuals, schools, police, courts, hospitals and others, 24 hours a day, 7 days a week. You don't have to be in crisis to call a crisis center. There are no fees for service. (Submitted by petition)
(Not recommended by the Board of Selectmen 3 to 0)
(Recommended by the Budget Committee 8 to 4)

Discussion: There was no discussion, the Moderator stated Article 26 would be placed on the official ballot as written.

There being no further business before the membership, the Moderator moved all warrant Articles to the official town ballot for voting on March 10, 2020 from 7:00 a.m. – 7:00 p.m. at the Gilford Youth Center on 19 Potter Hill Rd. The Moderator thanked Scott Piddington, Technical Advisor from the Gilford High School for his service.

Respectfully submitted,
Danielle LaFond,
Town Clerk – Tax Collector

Town of Gilford, New Hampshire

"Second Session" Election Results

March 10, 2020

The polls were readied by the crew from the Department of Public Works, with instructions in the booths and posting of sample ballots, instructions, and warrants. The 2019 Town Reports were available. Town Election Officials present throughout the day were: Moderator, Sandra McGonagle; Asst. Moderator, Lawrence Routhier; Selectmen, Richard Grenier and Chan Eddy; Town Clerk, Danielle LaFond; School District Clerk, Kim Zyla Salanitro; Inspectors of Elections, Barbara Carey (D), Priscilla Bean (R), Maureen Nix (R), and Diane Tinkham (D); Supervisors of the Checklist, Mary Villaume, Irene Lachance and Miriam A. York; Police Chief, Anthony Bean Burpee, Lieutenant Dustin Parent and Town Administrator, Scott Dunn in the booth.

The Accuvote tabulator machine was tested on Monday, March 3, 2020 at 2:00 p.m. in Conference Room B at the Gilford Town Hall. Ballots were counted at the same time and put into sets of 25 for Election Day. Sandra McGonagle, Asst. Moderator, Larry Routhier, Town Clerk-Tax Collector Danielle LaFond. The testing of the machine confirmed with the hand tally and was found to be 100% accurate.

The Inspectors of Elections were instructed to give a full set of ballots (three white town ballots, and one yellow school ballot) to each voter. Bruce Klinger verified that the ballot boxes were empty prior to the start of the day and the elections result tape and counter both read zero. Moderator McGonagle signed a receipt 2,349 Official ballots. Moderator McGonagle declared the polls open at 7:00 a.m. with the ringing of the Arthur Tilton Bells. The Moderator took a moment to thank the election officials and worker and explained the voting process. She also reminded everyone that there would be no electioneering allowed or campaigning within the polling area. McGonagle led the Pledge of Alliance. A continental breakfast and dinner was provided by Bill and Sally Bickford of Gilford. At 9:00 a.m. the Absentee Ballot process started.

At 7:00 p.m. the Moderator announced the polls closed and allowed the voters in the voting booths to finish voting. When the booths were emptied McGonagle and Gonyer began running the results tape of the Accuvote machine. The voting boxes were emptied and the write in ballots were separated and counted. Hand counting was completed and the official election results were announced by the Moderator at 8:45 p.m.

The total number of registered voters at the opening of the polls was 6,605 at the close of the polls 12 newly registered voters were added to the list for a total of 6,617 total registered voters. The numbers of ballots cast were 1269 (including 95 absentee ballots). The results ended with a 19% voter turnout.

The Moderator read the results as follows:

ARTICLE 1: To choose the necessary Town Officers for the following year; to wit:

SELECTMAN THREE-YEAR TERM
VOTE FOR NOT MORE THAN ONE:

ANGELO FARRUGGIA – 162
DENISE MORRISSETTE GONYER- 537
J. KEVIN HAYES- 544 ELECTED

WRITE INS:
JAME CARRL – 1
NORMAN SILBER-1

TOWN CLERK-TAX COLLECTOR THREE-YEAR TERM
VOTE FOR NOT MORE THAN ONE:

DANIELLE LAFOND 1100 ELECTED

TREASURER THREE-YEAR TERM
VOTE FOR NOT MORE THAN ONE:

KIMBERLY ZYLA SALANITRO- 1062 ELECTED

WRITE INS:

WILLIAM RODERICK-1

RICK MOSES-1

FICTITIOUS CHARACTER-1

TOWN MODERATOR TWO-YEAR TERM
VOTE FOR NOT MORE THAN ONE:

SANDRA T. MCGONAGLE- 1119 ELECTED

SUPERVISOR OF THE CHECKLIST SIX-YEAR TERM
VOTE FOR NOT MORE THAN ONE:

MIRIAM YORK-1078 ELECTED

WRITE INS:

GEOFF RUGGLES-1
JERRY GAGNON-1
JOHN MCGONAGLE-1
MICHAEL GRAHAM-1
JOHN GILL-1
SANDRA MCGONAGLE-4

TRUSTEE OF THE TRUST FUNDS THREE-YEAR TERM
VOTE FOR NOT MORE THAN ONE:

RICK MOSES 73 (WRITE IN CAMPAIGN) ELECTED

ADDITIONAL WRITE INS:

RICHARD FARQUHAR-1
SKIP MURPHY-1
ERIC SHANLEY-8
AMBER LATORRE-1
FRED CLARK-1
HILLIARD-1
TERRY WILSON-1
ROGER SAWYER-2
JACK LACOMBE-2
RAYMOND SUAREZ-1
J SCOTT DAVIS-1
DIANE HANLEY-1
LORI HANF-1
DOUG LAMBERT-1
SUE LEACH-4
ALEXANDRA BREED-3
ANGELO FARRUGGIA-2
TOM SPACE-1
SUE LEACH-1
CARLA MARSH-1
JOE WERNIG-1
ALIDA MILLHAM-1
GREG DICKINSON-2
CHUCK COONS-1
KYLE SANBORN-2
DEREK TOMLINSON-1
ERIS SHANLEY-1
KAREN THURSTON-1
SCOTT BEANE-1
ROBERT DION-1
FRED BUTLER-1
DENISE MORRISSETTE-1
DON CLARKE-1

LIBRARY TRUSTEES THREE-YEAR TERM
VOTE FOR NOT MORE THAN ONE:

ELIZABETH "BETTY" TIDD- 1060 ELECTED

WRITE INS:

SUE LEACH-1
FICTITIOUS CHARACTER -1

CEMETERY TRUSTEE THREE-YEAR TERM
VOTE FOR NOT MORE THAN ONE:

KRISTIN SNOW-1025

WRITE INS:

SUE LEACH-43
N LYNCH-1
SUE LYNCH-1
KYLE SANBORN-1

BUDGET COMMITTEE THREE-YEAR TERM
VOTE FOR NOT MORE THAN ONE:

JOHAN ANDERSEN-734 ELECTED
STEVEN HEPBURN-672 ELECTED
DAVID TYLER-772 ELECTED

WRITE INS:

KEVIN HAYES-1
DAVE HORVATH-68
ANGELO FARRUGGIA-2
RAY KORBER-1
LES SURANYI-1
CONRAD HANF-1
KEVIN HARTMAN-1
RICHARD DUMAIS-1
GEOFFREY RUGGLES-1
KEVIN LEANDRO-1
STEVE NIX-1
JOHNA DAVIS-1
SKIP MURPHY-1
RICHARD GRENIER-1
SEAN MURPHY-1
DENISE GONYER-1
ALAN WHITNEY-1
SUSAN GREENE-1
RICK MOSES-1
SUSAN LEACH-1
ALFRED E. NEWMAN-1
TIMOTHY SULLIVAN-2

FIRE ENGINEER THREE-YEAR TERM
VOTE FOR NOT MORE THAN ONE:

DONALD SPEAR 1025 ELECTED

WRITE INS:

JACK LYMAN-2

PHILIP D LABONTE-1

ARTICLE 2 Are you in favor of the adoption of Amendment Number 1 as proposed by the Gilford Planning Board for the Gilford Zoning Ordinance as follows?

Amend the Table of Contents, the heading for Article 6, and Sections 6.14, 6.18, and 7.5.6.10 of the Gilford Zoning Ordinance by deleting references to the Family Apartment land use (which was replaced by the Accessory Apartment land use). The Family Apartment land use is no longer permitted by the Gilford Zoning Ordinance and by NH RSA 674:72, VIII, (most references were removed from the Gilford Zoning Ordinance in 2017). (An official copy of the entire proposal is on file at the Town Clerk's Office and on display at the meeting place on the date of the Town Meetings and may be viewed at www.gilfordnh.org.)

YES 962 NO 168 **PASSED**

ARTICLE 3: Are you in favor of the adoption of Amendment Number 2 as proposed by the Gilford Planning Board for the Gilford Zoning Ordinance as follows?

Amend Table 2, Dimensional Regulations, in Article 5 of the Gilford Zoning Ordinance, by changing the minimum Front Setback requirement in the Island Residential (IR) Zone from 40 feet to 50 feet to match the required minimum setback from Lake Winnipesaukee as set forth in Section 5.2.1(a) of the Gilford Zoning Ordinance and in NH RSA 483-B:9,II(b). (An official copy of the entire proposal is on file at the Town Clerk's Office and on display at the meeting place on the date of the Town Meetings and may be viewed at www.gilfordnh.org.)

YES 970 NO 197 **PASSED**

ARTICLE 4: Shall the Town vote to raise and appropriate as an operating budget, not including appropriations by special warrant articles and other appropriations voted separately, the amounts set forth on the budget posted with the warrant or as amended by vote of the first session, for the purposes set forth therein, totaling $14,263,580? Should this article be defeated, the default budget shall be $13,645,456, which is the same as last year, except for certain adjustments required by previous action of the Town or by law; or the Board of Selectmen may hold one special meeting, in accordance with RSA 40:13, X and XVI, to take up the issue of a revised operating budget only.
(Recommended by the Board of Selectmen 3 to 0)
(Recommended by the Budget Committee 11 to 0)

YES 792 NO 413 **PASSED**

ARTICLE 5: Shall the Town vote to approve the cost items included in the three year collective bargaining agreement reached between the Board of Selectmen and the American Federation of State, County and Municipal Employees, Local 534, on behalf

of certain Public Works Department employees, which calls for increases in the benefit package of $700 for the estimated costs necessary to fund the new collective bargaining agreement in each of the next three fiscal years over the costs attributable to benefits that would have been due under the current agreement at the current staffing level; and furthermore, vote to raise and appropriate the sum of seven hundred dollars, ($700), for the current fiscal year?
(Recommended by the Board of Selectmen 3 to 0)
(Recommended by the Budget Committee 11 to 0)

YES 1014 NO 186 **PASSED**

ARTICLE 6: Shall the Town vote to raise and appropriate the sum of sixty four thousand dollars, ($64,000), for phase 2 (out of 3) of the Police Department radio system upgrade project? This sum to come from surplus fund balance and no amount to be raised from new taxation. This will be a non-lapsing appropriation per RSA 32:7, VI and will not lapse until the project is completed or by December 31, 2021, whichever is sooner.
(Recommended by the Board of Selectmen 3 to 0)
(Recommended by the Budget Committee 11 to 0)

YES 1247 NO 154 **PASSED**

ARTICLE 7: Shall the Town vote to authorize the Board of Selectmen to enter into a five year lease purchase agreement in the amount of two hundred fifty thousand dollars, ($250,000), for Fire Department air tanks and breathing apparatus, contingent upon such an agreement having a non-appropriation clause in accordance with the provisions of RSA 33:7-e; and to raise and appropriate the sum of fifty-one thousand five hundred dollars, ($51,500), to be used as the first year's payment for that purpose? This will be a non-lapsing appropriation per RSA 32:7, VI and will not lapse until the purchase is completed or by December 31, 2021, whichever is sooner.
(Recommended by the Board of Selectmen 3 to 0)
(Recommended by the Budget Committee 11 to 0)

YES 1081 NO 138 **PASSED**

ARTICLE 8: Shall the Town vote to raise and appropriate the sum of two hundred seventy-five thousand dollars, ($275,000), to purchase and equip a new ambulance? This sum to come from the Ambulance Services Revolving Fund and no amount to be raised from taxation. This will be a non-lapsing appropriation per RSA 32:7, VI and will not lapse until the purchase is completed or by December 31, 2021, whichever is sooner.
(Recommended by the Board of Selectmen 3 to 0)

(Recommended by the Budget Committee 11 to 0)

YES 1010 NO 183 **PASSED**

ARTICLE 9: Shall the Town vote to raise and appropriate the sum of seventy-five thousand dollars, ($75,000), to purchase a used roadside mower? This sum to come from surplus fund balance and no amount to be raised from new taxation. This will be a non-lapsing appropriation per RSA 32:7, VI and will not lapse until the purchase is completed or by December 31, 2021, whichever is sooner.
(Recommended by the Board of Selectmen 3 to 0)
(Recommended by the Budget Committee 11 to 0)

YES 898 NO 287 **PASSED**

ARTICLE 10: Shall the Town vote to raise and appropriate the sum of one hundred twenty-five thousand dollars, ($125,000), to purchase a heavy duty pick-up truck with plow and accessories? This sum to come from surplus fund balance and no amount to be raised from new taxation. This will be a non-lapsing appropriation per RSA 32:7, VI and will not lapse until the purchase is completed or by December 31, 2021, whichever is sooner.
(Recommended by the Board of Selectmen 3 to 0)
(Recommended by the Budget Committee 11 to 0)

YES 938 NO 248 **PASSED**

ARTICLE 11: Shall the Town vote to authorize the Board of Selectmen to enter into a five year lease purchase agreement in the amount of one hundred eighty thousand dollars, ($180,000), for a DPW back-hoe, contingent upon such an agreement having a non-appropriation clause in accordance with the provisions of RSA 33:7-e; and to raise and appropriate the sum of forty thousand dollars, ($40,000), to be used as the first year's payment for that purpose? This will be a non-lapsing appropriation per RSA 32:7, VI and will not lapse until the purchase is completed or by December 31, 2021, whichever is sooner.
(Recommended by the Board of Selectmen 3 to 0)
(Recommended by the Budget Committee 11 to 0)

YES 854 NO 319 **PASSED**

ARTICLE 12: Shall the Town vote to raise and appropriate the sum of two thousand nine hundred dollars, ($2,900), to be added to the Police Dog and Training Capital Reserve Fund previously established in 2018?
(Recommended by the Board of Selectmen 3 to 0)
(Recommended by the Budget Committee 11 to 0)

YES 1019 NO 181 **PASSED**

ARTICLE 13: Shall the Town vote to raise and appropriate the sum of ten thousand three hundred eighty-seven dollars, ($10,387), to be added to the Technology Capital Reserve Fund previously established in 2018? This sum to come from surplus fund balance using FY2019 cable television franchise technology grants that were deposited into the general fund and no amount to be raised from taxation.
(Recommended by the Board of Selectmen 3 to 0)
(Recommended by the Budget Committee 11 to 0)

YES 942 NO 239 **PASSED**

ARTICLE 14: Shall the Town vote to raise and appropriate the sum of twenty thousand dollars, ($20,000), to be added to the Building Repair Capital Reserve Fund previously established in 2007? This sum to come from surplus fund balance and no amount to be raised from new taxation.
(Recommended by the Board of Selectmen 3 to 0)
(Recommended by the Budget Committee 11 to 0)

YES 982 NO 192 **PASSED**

ARTICLE 15: Shall the Town vote to establish a Public Works Building Capital Reserve Fund under the provisions of RSA 35:1 for the evaluation, design and construction of a new Public Works building; and to raise and appropriate the sum of fifty thousand dollars, ($50,000), to be placed in this fund; and furthermore, to name the Board of Selectmen as agents to expend? This sum to come from surplus fund balance and no amount to be raised from new taxation.
(Recommended by the Board of Selectmen 3 to 0)
(Recommended by the Budget Committee 11 to 0)

YES 762 NO 416 **PASSED**

ARTICLE 16: Shall the Town vote to raise and appropriate the sum of twenty-five thousand dollars, ($25,000), to be added to the Fire Water Supply Maintenance Capital Reserve Fund previously established in 2008 for town-wide fire suppression purposes? This sum to come from surplus fund balance and no amount to be raised from new taxation.
(Recommended by the Board of Selectmen 3 to 0)
(Recommended by the Budget Committee 11 to 0)

YES 1024 NO 159 **PASSED**

ARTICLE 17: Shall the Town vote to raise and appropriate the sum of fifty thousand dollars, ($50,000), to be added to the Recreation Facilities Maintenance Capital Reserve Fund previously established in 2008? This sum to come from surplus fund balance and no amount to be raised from new taxation.
(Recommended by the Board of Selectmen 3 to 0)
(Recommended by the Budget Committee 11 to 0)

YES 857 NO 342 **PASSED**

ARTICLE 18: Shall the Town vote to raise and appropriate the sum of ten thousand dollars, ($10,000), to be added to the Glendale Boat and Launch Ramp Facilities Maintenance Capital Reserve Fund previously established in 2008? This sum to come from surplus fund balance using FY2019 Glendale Permit revenues that were deposited into the general fund and no amount to be raised from taxation.
(Recommended by the Board of Selectmen 3 to 0)
(Recommended by the Budget Committee 11 to 0)

YES 962 NO 235 **PASSED**

ARTICLE 19: Shall the Town vote to raise and appropriate the sum of one hundred thousand dollars, ($100,000), to be added to the Fire Equipment Capital Reserve Fund previously established in 1989? This sum to come from surplus fund balance and no amount to be raised from new taxation.
(Recommended by the Board of Selectmen 3 to 0)
(Recommended by the Budget Committee 11 to 0)

YES 1020 NO 174 **PASSED**

ARTICLE 20: Shall the Town vote to raise and appropriate the sum of fifty-eight thousand dollars, ($58,000), to be added to the Lakes Business Park Capital Trust Fund previously established pursuant to the terms of the Inter-Municipal Agreement that was approved under Article 18 of the 2001 Annual Town Meeting? This sum to come from surplus fund balance and no amount to be raised from new taxation.
(Recommended by the Board of Selectmen 3 to 0)
(Recommended by the Budget Committee 11 to 0)

YES 880 NO 303 **PASSED**

ARTICLE 21: Shall the Town vote to raise and appropriate the sum of ten thousand dollars, ($10,000), to be added to the Sewer Maintenance Capital Reserve Fund previously established in 2007? This sum to come from sewer fund balance and no amount to be raised from taxation.
(Recommended by the Board of Selectmen 3 to 0)

(Recommended by the Budget Committee 11 to 0)

YES 1000 NO 196 **PASSED**

ARTICLE 22: Shall the Town vote to raise and appropriate the sum of six thousand five hundred dollars, ($6,500), to comply with a New Hampshire Department of Environmental Services request to perform a focused site investigation to evaluate the source of PFOA and PFOS compounds in the potential contamination of groundwater at the municipal complex?
(Not recommended by the Board of Selectmen 3 to 0)
(Not recommended by the Budget Committee 11 to 0)

YES 714 NO 470 **PASSED**

ARTICLE 23: Shall the Town vote to raise and appropriate the sum of ten thousand dollars, ($10,000), (level funding request), to support the operation of the Laconia Area Center of Community Action Program? The Laconia Area Center staff provides low income, elderly and disabled residents of Gilford assistance with basic needs such as fuel assistance, electric assistance, meals on wheels, home weatherization, security deposits for housing, and maintains a food pantry accessible every day during business hours. In 2019 residents of Gilford received services through the programs of Community Action Program, Belknap-Merrimack Counties, Inc., and the Laconia Area Center. (Submitted by petition)
(Not recommended by the Board of Selectmen 3 to 0)
(Recommended by the Budget Committee 6 to 5)

YES 801 NO 470 **PASSED**

ARTICLE 24: Shall the Town vote to raise and appropriate the sum of twenty-three thousand five hundred dollars, ($23,500), to support the operations of Central New Hampshire VNA & Hospice, a local agency that provides visiting nurse services, hospice care, and pediatric care to residents of the Town of Gilford, NH? This past year residents of Gilford received over 3,837 home visits from Central New Hampshire VNA & Hospice and approximately forty-two thousand dollars in uncompensated care. Town funds are used chiefly to support hospice care, pediatric care to children at medical or social risk, wellness clinics, bereavement support groups and immunization services. (Submitted by Petition)
(Not recommended by the Board of Selectmen 3 to 0)
(Recommended by the Budget Committee 7 to 3)

YES 851 NO 347 **PASSED**

ARTICLE 25: Shall the Town vote to raise and appropriate the sum of twenty-one thousand dollars, ($21,000), in support of the Lakes Region Mental Health Center (LRMHC) for the delivery of emergency mental health services? These services include access to Master's level clinicians and psychiatrists by individuals, police, fire, schools, hospitals and others, 24 hours per day, 7 days per week. Services are provided to anyone in need, regardless of their ability to pay. LRMHC is designated by the State of New Hampshire as the community mental health center serving Belknap and southern Grafton Counties. We served 4,081 children, families, adults and elders in fiscal year 2019, 247 of whom were Gilford residents. LRMHC provided emergency services to 61 Gilford residents in fiscal year 2019. LRMHC provided $63,239 in charitable care to Gilford residents; a 41% increase over 2018. (Submitted by petition)
(Not recommended by the Board of Selectmen 3 to 0)
(Recommended by the Budget Committee 8 to 4)

YES 812 NO 372 **PASSED**

ARTICLE 26: Shall the Town vote to raise and appropriate the sum of two thousand, six hundred and sixty dollars, ($2,660), in support of New Beginnings Without Violence & Abuse, the center for free and confidential intervention, support and advocacy for those whose lives have been affected by domestic, sexual and stalking violence? Services include access to crisis line, emergency shelter, information and referral, staff and advocates for individuals, schools, police, courts, hospitals and others, 24 hours a day, 7 days a week. You don't have to be in crisis to call a crisis center. There are no fees for service. (Submitted by petition)
(Not recommended by the Board of Selectmen 3 to 0)
(Recommended by the Budget Committee 8 to 4)

YES 817 NO 371 **PASSED**

Respectfully submitted,

Danielle LaFond,NHCTC
Town Clerk – Tax Collector

Certified copies to:

- Board of Selectmen
- Department of Revenue Administration
- Town Treasurer

TOWN OF GILFORD, NEW HAMPSHIRE

Financial Statements

December 31, 2019

and

Independent Auditor's Report

TOWN OF GILFORD, NEW HAMPSHIRE
FINANCIAL STATEMENTS
December 31, 2019

TABLE OF CONTENTS

		Page(s)
INDEPENDENT AUDITOR'S REPORT		
MANAGEMENT'S DISCUSSION AND ANALYSIS		i-vi
	BASIC FINANCIAL STATEMENTS	
EXHIBITS:		
A	Statement of Net Position	1
B	Statement of Activities	2
C	Balance Sheet – Governmental Funds	3
C-1	Reconciliation of the Balance Sheet of Governmental Funds to the Statement of Net Position	4
D	Statement of Revenues, Expenditures and Changes in Fund Balances – Governmental Funds	5
D-1	Reconciliation of the Statement of Revenues, Expenditures and Changes in Fund Balances of Governmental Funds to the Statement of Activities	6
E	Statement of Fiduciary Net Position – Fiduciary Funds	7
F	Statement of Changes in Fiduciary Net Position - Fiduciary Funds	8
NOTES TO BASIC FINANCIAL STATEMENTS		9-32
	REQUIRED SUPPLEMENTARY INFORMATION	
SCHEDULES:		
1	Schedule of Revenues, Expenditures and Changes in Fund Balance – Budget and Actual (Budgetary Basis) – General Fund	33
2	Schedule of Changes in the Town's Proportionate Share of the Net OPEB Liability	34
3	Schedule of Town OPEB Contributions	35
4	Schedule of Changes in the Town's Proportionate Share of the Net Pension Liability	36
5	Schedule of Town Pension Contributions	37
NOTES TO REQUIRED SUPPLEMENTARY INFORMATION		38-39

TOWN OF GILFORD, NEW HAMPSHIRE
FINANCIAL STATEMENTS
December 31, 2019

TABLE OF CONTENTS (CONTINUED)

		Page(s)
	SUPPLEMENTAL SCHEDULES	
SCHEDULES:		
A	Combining Balance Sheet – Governmental Funds – All Nonmajor Funds	40
A-1	Combining Balance Sheet – Governmental Funds – All Nonmajor Special Revenue Funds	41-42
B	Combining Statement of Revenues, Expenditures and Changes in Fund Balances – Governmental Funds – All Nonmajor Funds	43
B-1	Combining Statement of Revenues, Expenditures and Changes in Fund Balances – Governmental Funds – All Nonmajor Special Revenue Funds	44-45

VACHON CLUKAY & COMPANY PC

CERTIFIED PUBLIC ACCOUNTANTS
608 Chestnut Street • Manchester, New Hampshire 03104
(603) 622-7070 • Fax: (603) 622-1452 • www.vachonclukay.com

INDEPENDENT AUDITOR'S REPORT

To the Board of Selectmen
Town of Gilford, New Hampshire

Report on the Financial Statements

We have audited the accompanying financial statements of the governmental activities, each major fund, and the aggregate remaining fund information of the Town of Gilford, New Hampshire (the Town), as of and for the year ended December 31, 2019, and the related notes to the financial statements, which collectively comprise the Town's basic financial statements as listed in the table of contents.

Management's Responsibility for the Financial Statements

Management is responsible for the preparation and fair presentation of these financial statements in accordance with accounting principles generally accepted in the United States of America; this includes the design, implementation, and maintenance of internal control relevant to the preparation and fair presentation of financial statements that are free from material misstatement, whether due to fraud or error.

Auditor's Responsibility

Our responsibility is to express opinions on these financial statements based on our audit. We conducted our audit in accordance with auditing standards generally accepted in the United States of America. Those standards require that we plan and perform the audit to obtain reasonable assurance about whether the financial statements are free from material misstatement.

An audit involves performing procedures to obtain audit evidence about the amounts and disclosures in the financial statements. The procedures selected depend on the auditor's judgment, including the assessment of the risks of material misstatement of the financial statements, whether due to fraud or error. In making those risk assessments, the auditor considers internal control relevant to the entity's preparation and fair presentation of the financial statements in order to design audit procedures that are appropriate in the circumstances, but not for the purpose of expressing an opinion on the effectiveness of the entity's internal control. Accordingly, we express no such opinion. An audit also includes evaluating the appropriateness of accounting policies used and the reasonableness of significant accounting estimates made by management, as well as evaluating the overall presentation of the financial statements.

We believe that the audit evidence we have obtained is sufficient and appropriate to provide a basis for our audit opinions.

Basis for Adverse Opinion on Governmental Activities

As discussed in Note 2 to the financial statements, management has not recorded a liability, deferred outflows of resources, or deferred inflows of resources for the Town's single employer other post-employment benefits plan in governmental activities and, accordingly, has not recorded an expense for the current period change in that liability. Accounting principles generally accepted in the United States of America require that other post-employment benefits attributable to employee services already rendered and that are not contingent on a specific event that is outside the control of the employer and employee be accrued as liabilities and expenses as employees earn the rights to the benefits, which would increase the liabilities, deferred outflows of resources and deferred inflows of resources, reduce the net position, and change the expenses of the governmental activities. The amount by which this departure would affect the liabilities, deferred outflows of resources and deferred inflows of resources, net position, and expenses of the governmental activities is not reasonably determinable.

Adverse Opinion

In our opinion, because of the significance of the matter described in the "Basis for Adverse Opinion on Governmental Activities" paragraph, the financial statements referred to above do not present fairly, the financial position of the governmental activities of the Town of Gilford, New Hampshire, as of December 31, 2019, or the changes in financial position thereof for the year then ended in accordance with accounting principles generally accepted in the United States of America.

Unmodified Opinions

In our opinion, the financial statements referred to above present fairly, in all material respects, the respective financial position of each major fund and the aggregate remaining fund information of the Town of Gilford, New Hampshire, as of December 31, 2019, and the respective changes in financial position thereof for the year then ended in accordance with accounting principles generally accepted in the United States of America.

Other Matters

Required Supplementary Information

Accounting principles generally accepted in the United States of America require that the management's discussion and analysis, budgetary comparison information, schedule of changes in the Town's proportionate share of the net OPEB liability, schedule of Town OPEB contributions, schedule of changes in the Town's proportionate share of the net pension liability, and schedule of Town pension contributions on pages i-vi and 33-39 be presented to supplement the basic financial statements. Such information, although not a part of the basic financial statements, is required by the Governmental Accounting Standards Board who considers it to be an essential part of financial reporting for placing the basic financial statements in an appropriate operational, economic, or historical context. We have applied certain limited procedures to the required supplementary information in accordance with auditing standards generally accepted in the United States of America, which consisted of inquiries of management about the methods of preparing the information and comparing the information for consistency with management's responses to our inquiries, the basic financial statements, and other knowledge we obtained during our audit of the basic financial statements. We do not express an opinion

or provide any assurance on the information because the limited procedures do not provide us with sufficient evidence to express an opinion or provide any assurance.

Supplementary Information

Our audit was conducted for the purpose of forming opinions on the financial statements that collectively comprise the Town of Gilford, New Hampshire's basic financial statements. The combining nonmajor governmental fund financial statements are presented for purposes of additional analysis and are not a required part of the basic financial statements.

The combining nonmajor governmental fund financial statements are the responsibility of management and were derived from and relate directly to the underlying accounting and other records used to prepare the basic financial statements. Such information has been subjected to the auditing procedures applied in the audit of the basic financial statements and certain additional procedures, including comparing and reconciling such information directly to the underlying accounting and other records used to prepare the basic financial statements or to the basic financial statements themselves, and other additional procedures in accordance with auditing standards generally accepted in the United States of America. In our opinion, the combining nonmajor governmental fund financial statements are fairly stated, in all material respects, in relation to the basic financial statements as a whole.

Vachon Clukay & Company PC

Manchester, New Hampshire
July 17, 2020

TOWN OF GILFORD, NEW HAMPSHIRE
MANAGEMENT'S DISCUSSION AND ANALYSIS
YEAR ENDING DECEMBER 31, 2019

Presented here is the Management Discussion & Analysis Report for the Town of Gilford, NH, for the year ending December 31, 2019. Responsibility for both the accuracy of the data, and the completeness and fairness of this presentation (including all disclosures) rests with the Board of Selectmen. To the best of our knowledge and belief, the data contained herein is accurate in all material respects. We report this data in a manner designed to present fairly the Town's financial position and the results of operations of the various Town funds. All disclosures necessary to enable the reader to gain an accurate understanding of the Town's financial activities have been included.

The Board of Selectmen are responsible for establishing an accounting and internal control structure designed to ensure that the physical, data, informational, intellectual, and human resource assets of the Town are protected from loss, theft, and misuse, and to ensure that adequate accounting information is maintained and reported in conformity with generally accepted accounting principles (GAAP). The Board of Selectmen also strives to put these assets to good and effective use. We designed the Town's internal control structure to provide reasonable assurances that we attain these objectives.

Overview of the Financial Statements

The financial statements presented herein include all of the activities of the Town of Gilford, New Hampshire using the integrated approach prescribed by GASB Statement 34.

It is our intention that this discussion and analysis serve as an introduction to the Town's financial statements. The financial statements are comprised of the following three components:

1. Government-Wide Financial Statements
2. Fund Financial Statements
3. Notes to the Basic Financial Statements

Government-wide Financial Statements

The government-wide financial statements provide readers with a broad overview of the Town's finances, in a manner similar to most private-sector companies.

The Statement of Net Position presents information on all of the Town's assets, deferred outflows of resources, liabilities, and deferred inflows of resources with the remaining difference reported as net position. Over time, increases and decreases in net position may serve as a useful indicator of whether the financial position of the Town is improving or deteriorating.

The Statement of Activities presents information showing how the Town's net position changed during the most recent year. We take all of the current year's revenues and expenses into account regardless of when we receive cash in or pay cash out.

Fund Financial Statements

A fund is a grouping of related accounts used to maintain control over resources that have been segregated for specific activities or objectives. The Town uses fund accounting to ensure and demonstrate compliance with finance-related legal requirements. One can divide all the funds of the Town into two categories: governmental funds and fiduciary funds.

We use governmental funds to account for essentially the same functions reported as governmental activities in the government-wide financial statements. However, unlike the government-wide financial statements, governmental fund financial statements focus on near-term inflows and outflows of spendable resources, as well as on balances of spendable resources available at the end of the year. Such information may be useful in evaluating the Town's near-term financing requirements.

Because the focus of governmental funds is narrower than that of the government-wide financial statements, it is useful to compare the information presented for governmental funds with similar information presented for governmental activities in the government-wide financial statements. By doing so, readers may better understand the long-term impact of the government's near-term financing decisions. Both the governmental fund Balance Sheet and the Statement of Revenues, Expenditures and Changes in Fund Balances provide a reconciliation to facilitate this comparison between the governmental activities Statement of Net Position and Statement of Activities.

The Town maintains numerous individual governmental funds. We present information separately in the governmental fund Balance Sheet and the Statement of Revenues, Expenditures and Changes in Fund Balances for the General Fund, the Town's only major fund. We combine data from all other governmental funds into a single, aggregate presentation.

The Town adopts an annual appropriation budget for its governmental funds. We provide a budgetary comparison for the General Fund to demonstrate compliance with this budget.

Fiduciary funds are used to account for resources held for the benefit of parties other than the Town. Fiduciary funds are not reflected in the government-wide financial statements because the resources of those funds are not available to support the programs of the Town of Gilford. The Town's fiduciary funds consist of custodial funds.

Notes to the Basic Financial Statements

The notes provide additional information that is essential to a full understanding of the data provided in the government-wide and fund financial statements.

Required Supplementary Information

The basic financial statements and accompanying notes are followed by a section of required supplementary information. This section includes a budgetary comparison schedule for the General Fund, the Town's only major governmental fund, and includes reconciliation between the statutory fund balance for budgetary purposes and the fund balance as presented in the governmental fund financial statements. Also, as required, this section also includes a schedule of changes in the Town's proportionate share of the net OPEB liability, schedule of Town OPEB contributions, schedule of changes in the Town's proportionate share of the net pension liability, and schedule of Town pension contributions.

Other Supplementary Information

Other supplementary information includes combining financial statements for nonmajor governmental funds.

Government-Wide Financial Analysis

Statement of Net position

Net position of the Town of Gilford as of December 31, 2019 and 2018, is as follows:

	2019	2018
Capital assets, net	$ 29,335,807	$ 28,326,632
Other assets	11,767,535	11,931,538
Total Assets	41,103,342	40,258,170
Total Deferred Outflows of Resources	1,040,709	1,653,736
Long-term liabilities	14,118,359	14,554,494
Other liabilities	684,689	512,166
Total Liabilities	14,803,048	15,066,660
Total Deferred Inflows of Resources	716,201	1,159,422
Net Position:		
Net investment in capital assets	26,234,801	25,105,401
Restricted	914,357	797,606
Unrestricted	(524,356)	(217,183)
Total Net Position	$ 26,624,802	$ 25,685,824

Statement of Activities

Changes in net position for the years ending December 31, 2019 and 2018, are as follows:

	2019	2018
Revenues		
Program revenues:		
Charges for services	$ 1,945,692	$ 1,813,291
Operating grants and contributions	231,104	350,337
Capital grants and contributions	91,430	-
General revenues:		
Property and other taxes	9,479,196	9,027,424
Licenses and permits	2,257,743	2,164,702
Grants and contributions	454,726	369,193
Interest and investment earnings	341,326	196,552
Miscellaneous	404,129	172,151
Total revenues	15,205,346	14,093,650

Expenses		
General government	2,444,582	2,545,215
Public safety	5,642,251	5,667,273
Highways and streets	3,354,065	2,973,762
Sanitation	1,568,825	1,407,713
Health and welfare	43,363	98,022
Culture and recreation	973,847	900,326
Conservation	60,799	59,174
Ecomonic development	26,812	37,789
Interest and fiscal charges	106,315	67,189
Total expenses	14,220,859	13,756,463
Increase in net position before contributions to permanent fund principal and loss on disposals	984,487	337,187
Contributions to permanent fund principal	150	10,400
Loss on disposal of capital assets	(45,659)	-
Increase in net position	938,978	347,587
Net Position, beginning of year	25,685,824	25,338,237
Net Position, end of year	$ 26,624,802	$ 25,685,824

Town of Gilford Activities

As shown in the above statement, there was an increase in the Town's total net position of $938,978. This increase is primarily attributable to full accrual basis revenues in excess of expenses, which includes capital assets additions in excess of current year depreciation.

The General Fund ended the year with an unassigned fund balance of $4,905,415 or 35% of total general fund expenditures. There was an increase in unassigned fund balance of $835,046 from last year. The increase was partially due to the impact of the restatement for GASB Statement 84. Remainder is largely due to the Town reducing the amount of fund balance to be assigned to offset the next fiscal year's, as well as a reduction in carryforward appropriations budget.

The fund balances of the Nonmajor Governmental Funds increased by a total of $242,506 from the prior year. Activity based increases to fund balance were realized in all Nonmajor Governmental Funds, with the exception of the Drug Forfeiture Fund, which decreased due to the spending down of prior years funds received.

Basis for Adverse Opinion on Governmental Activities: Management Response

Town management has decided that the material measurement of single employer OPEB liability, as referenced in Note 2 to the basic financial statements, is not worth the costs associated with conducting such studies. Management of the Town has opined that the requirement of this GASB mandate is superfluous, irrelevant, and compliance would generate a wasteful expenditure of tax dollars which the Town does not intend to complete. Furthermore, the Town estimates the annual impact of other post-

employment benefits for its single employer plan constitutes a negligible amount of money in terms of the Town's financial position.

General Fund Budgetary Highlights

During the year, the original budget for appropriations decreased by ($903,023) due to carryforward appropriations into the subsequent year. Additionally, budgets for both appropriations and revenues increased by offsetting amounts for unanticipated revenues received from several outside sources totaling $36,959. The Town under expended its total 2019 budget by $681,362. Savings were realized in all functions with the exception of slight overexpending in sanitation and conservation. Contributing to the savings were changes in personnel, along with savings in health plans. Actual revenues were greater than budgeted by $501,936. This was primarily a result of revenues of less tax overlay needed than budgeted and the sale of tax deeded property. The unassigned budgetary fund balance of the General Fund at year end was $5,381,708, an increase of $478,541 from the prior year balance. As noted previously in the above, the increase is largely due to the Town assigning a larger portion of unrestricted fund balance to offset subsequent year appropriations in the prior year.

Capital Assets

The Town of Gilford considers a capital asset to be an asset whose cost exceeds $5,000 and which has a useful life of greater than one (1) year. The Town depreciates its assets using the straight-line method over the course of their estimated useful life beginning in the year of acquisition.

The total investment in capital assets for governmental activities at year end amounted to $29,335,807 (net of accumulated depreciation), an increase of $1,009,175 primarily due to completed construction projects within the Town. This investment in capital assets includes land, intangible assets, buildings and improvements, vehicles and equipment, and infrastructure.

Significant capital asset events during the current fiscal year included the completed construction of the Recycling Center and Pumping Station at Varney Point, beginning construction on the Old Lakeshore Road Bridge, and the purchase of a highway vehicle and fire boat.

Additional information on capital assets can be found in Note 4 of the Basic Financial Statements.

Long-term Liabilities

At the end of the current year, total general obligation debt outstanding was $2,598,334 and capital leases payable was $502,672. During the year ended 2019, outstanding general obligation debt increased by $629,471 as a result of the State Revolving Loan conversion to debt, scheduled payments made on existing obligations of ($261,151) and amortization of a related bond premium of ($6,135). Total outstanding capital leases payable had a net increase of $19,490 as a result of additions of $244,023 for a new Fire Boat lease, and scheduled principal payments of ($224,533).

The Town's other long-term obligations consist of compensated absences payable which had a net decrease in liability of ($1,315) for the year ended December 31, 2019.

Under GASB Statement #75 – *Accounting and Financial Reporting for Postemployment Benefits Other Than Pensions*, the Town reports a net OPEB liability for its cost-sharing multiple employer plan, as well

as the related deferred outflows and inflows of resources related to OPEB. The Town's portion of the unfunded OPEB liability as of December 31, 2019 is $985,379.

Under GASB Statement #68 – *Accounting and Financial Reporting for Pensions*, the Town reports a net pension liability for its cost-sharing multiple employer plan, as well as the related deferred outflows and inflows of resources related to pension. The Town's portion of the unfunded pension liability as of December 31, 2019 is $9,620,266.

See Notes 5, 6 and 7 of the Basic Financial Statements for additional information on outstanding long-term liabilities.

Economic Factors, Rates and 2019 Budget

The NH Department of Revenue Administration (DRA) sets the Annual Tax Rate for the Town of Gilford. They do so based upon the Annual Budget approved at Town Meeting adjusted for actual revenues and expenditures throughout the year. The Town collects property taxes to fund its own operations and that of School Administrative Unit #73. The property tax also pays the levy placed on the Town by Belknap County and the State of New Hampshire in the State-wide Property Tax for Education. The Town bills for property taxes semi-annually. Tax billing occurs according to the laws of the State of New Hampshire, under the supervision of the DRA. The first billing is an estimate based on the previous year's tax rate applied to the current year's assessments. The second billing utilizes the correct tax rate for the year as established by the New Hampshire DRA applied to the currents year's assessment. Following is a comparison of the 2019 tax rates to the 2018 tax rates:

	2019	2018
Town rate	$4.66	$5.11
Local school rate	8.11	8.39
State school rate	1.88	2.17
County rate	1.21	1.37
Total rate	$15.86	$17.04
Assessed value (in thousands)	$2,032,075,540	$1,754,518,392

The Town of Gilford works to a 6-year Capital Improvement Plan. The plan contains current capital needs projections through the year 2020. The Capital Improvements Plan Committee annually reviews, adjusts and updates this plan. The resulting plan receives final review and approval through the presentation and discussion of proposed projects at public meetings and is presented to the Board of Selectmen and Budget Committee as a budget development tool.

Contacting the Town of Gilford's Board of Selectmen or Staff

This financial report provides our citizens and creditors with a general overview of the Town of Gilford's finances. It demonstrates accountability for the funds the Town receives. Questions concerning any of the information provided in this report or requests for additional financial information should be addressed to the Finance Department or the Board of Selectmen, at 47 Cherry Valley Road, Gilford, NH 03249 and telephone number (603) 527-4700.

EXHIBIT A
TOWN OF GILFORD, NEW HAMPSHIRE
Statement of Net Position
December 31, 2019

	Governmental Activities
ASSETS	
Current Assets:	
Cash and cash equivalents	$ 9,074,530
Investments	1,298,220
Taxes receivable, net	1,055,741
Accounts receivable, net	316,803
Special assessments	4,487
Prepaid expenses	17,754
Total Current Assets	11,767,535
Noncurrent Assets:	
Capital assets:	
Non-depreciable capital assets	14,815,341
Depreciable capital assets, net	14,520,466
Total Noncurrent Assets	29,335,807
Total Assets	41,103,342
DEFERRED OUTFLOWS OF RESOURCES	
Deferred outflows of resources related to OPEB	48,038
Deferred outflows of resources related to pensions	992,671
Total Deferred Outflows of Resources	1,040,709
LIABILITIES	
Current Liabilities:	
Accounts payable	408,570
Accrued expenses	275,119
Due to other governments	1,000
Current portion of bonds payable	127,252
Current portion of notes payable	108,644
Current portion of capital leases payable	147,993
Current portion of compensated absences payable	20,585
Total Current Liabilities	1,089,163
Noncurrent Liabilities:	
Bonds payable	1,116,577
Notes payable	1,245,861
Capital leases payable	354,679
Compensated absences payable	391,123
OPEB liability	985,379
Net pension liability	9,620,266
Total Noncurrent Liabilities	13,713,885
Total Liabilities	14,803,048
DEFERRED INFLOWS OF RESOURCES	
Property taxes collected in advance	130,749
Deferred inflows of resources related to OPEB	5,513
Deferred inflows of resources related to pensions	579,939
Total Deferred Inflows of Resources	716,201
NET POSITION	
Net investment in capital assets	26,234,801
Restricted	914,357
Unrestricted (deficit)	(524,356)
Total Net Position	$ 26,624,802

See accompanying notes to the basic financial statements

EXHIBIT B
TOWN OF GILFORD, NEW HAMPSHIRE
Statement of Activities
For the Year Ended December 31, 2019

Functions/Programs	Expenses	Program Revenues: Charges for Services	Program Revenues: Operating Grants and Contributions	Program Revenues: Capital Grants and Contributions	Net (Expense) Revenue and Changes in Net Position: Governmental Activities
Governmental Activities:					
General government	$ 2,444,582	$ 80,307			$ (2,364,275)
Public safety	5,642,251	717,668			(4,924,583)
Highways and streets	3,354,065	4,380	$ 231,104	$ 60,000	(3,058,581)
Sanitation	1,568,825	1,088,333		31,430	(449,062)
Health and welfare	43,363				(43,363)
Culture and recreation	973,847	55,004			(918,843)
Conservation	60,799				(60,799)
Economic development	26,812				(26,812)
Interest and fiscal charges	106,315				(106,315)
Total governmental activities	$ 14,220,859	$ 1,945,692	$ 231,104	$ 91,430	(11,952,633)
General revenues:					
Property and other taxes					9,479,196
Licenses and permits					2,257,743
Grants and contributions:					
Municipal aid					85,928
Rooms and meals tax distribution					368,206
State and federal forest land					592
Interest and investment earnings					341,326
Miscellaneous					404,129
Contributions to permanent fund principal					150
Loss on disposal of capital assets					(45,659)
Total general revenues, contributions to permanent fund principal, and loss on disposal of capital assets					12,891,611
Change in net position					938,978
Net Position at the beginning of year					25,685,824
Net Position at the end of year					$ 26,624,802

See accompanying notes to the basic financial statements

EXHIBIT C
TOWN OF GILFORD, NEW HAMPSHIRE
Balance Sheet
Governmental Funds
December 31, 2019

	General Fund	Nonmajor Governmental Funds	Total Governmental Funds
ASSETS			
Cash and cash equivalents	$ 8,954,310	$ 120,220	$ 9,074,530
Investments	909,328	388,892	1,298,220
Taxes receivable, net	1,027,242	28,499	1,055,741
Accounts receivable, net	84,261	232,542	316,803
Special assessments		4,487	4,487
Due from other funds		1,964,591	1,964,591
Prepaid expenses	17,754		17,754
Total Assets	10,992,895	2,739,231	13,732,126
DEFERRED OUTFLOWS OF RESOURCES			
Total Deferred Outflows of Resources	-	-	-
Total Assets and Deferred Outflows of Resources	$ 10,992,895	$ 2,739,231	$ 13,732,126
LIABILITIES			
Accounts payable	$ 343,347	$ 65,223	$ 408,570
Accrued expenses	247,755		247,755
Due to other governments	1,000		1,000
Due to other funds	1,964,441	150	1,964,591
Total Liabilities	2,556,543	65,373	2,621,916
DEFERRED INFLOWS OF RESOURCES			
Property taxes collected in advance	130,749		130,749
Uncollected property taxes	476,293		476,293
Uncollected assessment revenue		4,487	4,487
Total Deferred Inflows of Resources	607,042	4,487	611,529
FUND BALANCES			
Nonspendable	17,754	366,131	383,885
Restricted	368,217	180,009	548,226
Committed	1,750,537	2,115,599	3,866,136
Assigned	787,387	7,632	795,019
Unassigned	4,905,415		4,905,415
Total Fund Balances	7,829,310	2,669,371	10,498,681
Total Liabilities, Deferred Inflows of Resources and Fund Balances	$ 10,992,895	$ 2,739,231	$ 13,732,126

See accompanying notes to the basic financial statements

EXHIBIT C-1
TOWN OF GILFORD, NEW HAMPSHIRE
Reconciliation of the Balance Sheet of Governmental Funds
to the Statement of Net Position
December 31, 2019

Total Fund Balances - Governmental Funds (Exhibit C)	$ 10,498,681
Amounts reported for governmental activities in the statement of net position are different because:	
Capital assets used in governmental activities are not financial resources and, therefore, are not reported in the funds.	29,335,807
Property taxes are recognized on an accrual basis in the statement of net position, not the modified accrual basis in the funds.	476,293
Special assessments are recognized on an accrual basis in the statement of net position, not the modified accrual basis in the funds.	4,487
Deferred outflows of resources and deferred inflows of resources that do not require or provide the use of current financial resources are not reported within the funds:	
Deferred outflows of resources related to OPEB liability	48,038
Deferred outflows of resources related to net pension liability	992,671
Deferred inflows of resources related to OPEB liability	(5,513)
Deferred inflows of resources related to net pension liability	(579,939)
Long-term liabilities are not due and payable in the current period and, therefore, are not reported in the funds. Long-term liabilities at year end consist of:	
Bonds payable	(1,243,829)
Notes payable	(1,354,505)
Capital leases payable	(502,672)
Accrued interest on long-term obligations	(27,364)
Compensated absences payable	(411,708)
OPEB liability	(985,379)
Net pension liability	(9,620,266)
Net Position of Governmental Activities (Exhibit A)	$ 26,624,802

See accompanying notes to the basic financial statements

EXHIBIT D

TOWN OF GILFORD, NEW HAMPSHIRE

Statement of Revenues, Expenditures and Changes in Fund Balances

Governmental Funds

For the Year Ended December 31, 2019

	General Fund	Nonmajor Governmental Funds	Total Governmental Funds
Revenues:			
Taxes	$ 9,444,037	$ 51,540	$ 9,495,577
Licenses and permits	2,257,743		2,257,743
Intergovernmental	685,830		685,830
Charges for services	620,249	1,325,443	1,945,692
Interest and investment income	253,890	87,436	341,326
Miscellaneous	342,575	121,704	464,279
Total Revenues	13,604,324	1,586,123	15,190,447
Expenditures:			
Current operations:			
General government	2,345,352	3,681	2,349,033
Public safety	4,544,368	383,478	4,927,846
Highways and streets	3,154,812		3,154,812
Sanitation	741,563	740,282	1,481,845
Health and welfare	43,071		43,071
Culture and recreation	787,010	100,021	887,031
Conservation	27,805	16,875	44,680
Economic development	26,772		26,772
Capital outlay	2,032,477	74,082	2,106,559
Debt service:			
Principal retirement	209,786	19,935	229,721
Interest and fiscal charges	78,330	11,463	89,793
Total Expenditures	13,991,346	1,349,817	15,341,163
Excess revenues over (under) expenditures	(387,022)	236,306	(150,716)
Other financing sources (uses):			
Proceeds from capital lease obligations	244,023		244,023
Transfers in	10,000	16,200	26,200
Transfers out	(16,200)	(10,000)	(26,200)
Total other financing sources (uses)	237,823	6,200	244,023
Net change in fund balances	(149,199)	242,506	93,307
Fund Balances at beginning of year, as restated	7,978,509	2,426,865	10,405,374
Fund Balances at end of year	$ 7,829,310	$ 2,669,371	$ 10,498,681

See accompanying notes to the basic financial statements

EXHIBIT D-1

TOWN OF GILFORD, NEW HAMPSHIRE

Reconciliation of the Statement of Revenues, Expenditures and Changes in Fund Balances of Governmental Funds to the Statement of Activities

For the Year Ended December 31, 2019

Net Change in Fund Balances - Governmental Funds (Exhibit D)	$	93,307
Amounts reported for governmental activities in the statement of activities are different because:		
Governmental funds report capital outlays as expenditures. However, in the statement of activities, the cost of those assets is allocated over their estimated useful lives as depreciation expense. This is the amount by which capital outlays exceeded depreciation expense in the current period.		1,060,834
Governmental funds only report the disposal of assets to the extent proceeds are received from the sale. In the statement of activities, a gain or loss is reported for each disposal. This is the amount of the loss on the disposed capital assets reduced by the actual proceeds received from the disposal.		(51,659)
Revenues in the statement of activities that do not provide current financial resources are not reported as revenues in the funds.		14,181
Repayment of bond and note payable principal is an expenditure in the governmental funds, but the repayment reduces long-term liabilities in the statement of net position.		229,721
Governmental funds report the effect of bond issuance premiums when debt is first issued, whereas these amounts are amortized in the statement of activities over the life of the related debt.		6,135
Repayment of principal on capital leases is an expenditure in the governmental funds, but the repayment reduces long-term liabilities in the statement of net position.		224,533
Proceeds from long-term obligations are reported as other financing sources in the governmental funds, but long-term obligations increase long-term liabilities in the statement of net position.		(244,023)
In the statement of activities, interest is accrued on outstanding debt, whereas in governmental funds, an interest expenditure is reported when due.		(2,125)
Some expenses reported in the statement of activities, such as compensated absences, do not require the use of current financial resources and, therefore, are not reported as expenditures in the governmental funds.		1,315
Governmental funds report OPEB and pension contributions as expenditures. However, in the statement of activities, OPEB and pension expense reflects the change in the OPEB liability and net pension liability and related deferred outflows and inflows of resources, and does not require the use of current financial resources. This is the amount by which OPEB and pension expense differed from OPEB and pension contributions in the current period.		
Net changes in OPEB		(17,887)
Net changes in pension		(375,354)
Change in Net Position of Governmental Activities (Exhibit B)	$	938,978

See accompanying notes to the basic financial statements

EXHIBIT E

TOWN OF GILFORD, NEW HAMPSHIRE
Statement of Fiduciary Net Position
Fiduciary Funds
December 31, 2019

	Custodial Funds
ASSETS	
Cash and cash equivalents	$ 1,368,477
Investments	7,315,801
Taxes receivable, net	1,151,816
Total Assets	9,836,094
LIABILITIES	
Due to other governments	8,467,617
Total Liabilities	8,467,617
NET POSITION	
Restricted for:	
Individuals and other governments	1,368,477
Total Net Position	$ 1,368,477

See accompanying notes to the basic financial statements

EXHIBIT F

TOWN OF GILFORD, NEW HAMPSHIRE
Statement of Changes in Fiduciary Net Position
Fiduciary Funds
For the Year Ended December 31, 2019

	Custodial Funds
ADDITIONS:	
Contributions:	
Miscellaneous	$ 345,163
Total Contributions	345,163
Investment Earnings:	
Interest income	21,499
Total Investment Earnings	21,499
Property tax collections for other governments	22,826,345
Motor vehicle fee collections for other governments	929,538
Total Additions	24,122,545
DEDUCTIONS:	
Payments of property tax to other governments	22,826,345
Payments of motor vehicle fees to other governments	929,538
Total Deductions	23,755,883
Change in net position	366,662
Total Net Position at the beginning of year, as restated	1,001,815
Total Net Position at the end of year	$ 1,368,477

See accompanying notes to the basic financial statements

NOTE 1—SUMMARY OF SIGNIFICANT ACCOUNTING POLICIES

The accounting policies of the Town of Gilford, New Hampshire conform to accounting policies generally accepted in the United States of America for local governmental units, except as indicated hereinafter. The following is a summary of significant accounting policies.

Financial Reporting Entity

The Town of Gilford, New Hampshire (the Town) was incorporated in 1812. The Town operates under the Town Meeting/Board of Selectmen form of government and performs local governmental functions authorized by State law.

The financial statements include those of the various departments governed by the Board of Selectmen and other officials with financial responsibility. The Town has no other separate organizational units, which meet criteria for inclusion in the financial statements as defined by the Governmental Accounting Standards Board (GASB).

Basis of Presentation

The Town's basic financial statements consist of government-wide statements, including a statement of net position and a statement of activities, and fund financial statements which provide a more detailed level of financial information.

1. **Government-Wide Financial Statements:**

The statement of net position and statement of activities display information about the Town as a whole. These statements include the financial activities of the primary government, except for fiduciary funds.

The statement of net position presents the financial condition of the governmental activities of the Town at year end. The statement of activities presents a comparison between direct expenses and program revenues for each program or function of the Town's governmental activities. Direct expenses are those that are specifically associated with a service, program or department and therefore clearly identifiable to a particular function. Program revenues include charges paid by the recipient of the goods or services offered by the program, grants and contributions that are restricted to meeting the operational or capital requirements of a particular program and interest earned on grants that is required to be used to support a particular program. Revenues which are not classified as program revenues are presented as general revenues of the Town. The comparison of direct expenses with program revenues identifies the extent to which each governmental function is self-financing or draws from the general revenues of the Town.

2. **Fund Financial Statements:**

During the year, the Town segregates transactions related to certain Town functions or activities in separate funds in order to aid financial management and to demonstrate legal compliance. Fund financial statements are designed to present financial information of the Town at this more detailed level. The focus of governmental fund financial statements is on major funds. Each major fund is presented in a separate column. Nonmajor funds are aggregated and presented in a single column. The fiduciary funds are reported by type.

Fund Accounting

The Town uses funds to maintain its financial records during the year. A fund is defined as a fiscal and accounting entity with a self-balancing set of accounts. The Town employs the use of two categories of funds: governmental and fiduciary.

1. **Governmental Funds:**

Governmental funds are those through which most governmental functions typically are financed. Governmental fund reporting focuses on the sources, uses and balances of current financial resources. Expendable assets are assigned to the various governmental funds according to the purposes for which they may or must be used. Current liabilities are assigned to the fund from which they will be paid. The difference between governmental fund assets and deferred outflows of resources, and liabilities and deferred inflows of resources, is reported as fund balance. The following is the Town's sole major governmental fund:

The *General Fund* is the main operating fund of the Town and is used to account for all financial resources except those required to be accounted for in another fund.

2. **Fiduciary Funds:**

Fiduciary fund reporting focuses on net position and changes in net position. The fiduciary fund category is comprised solely of custodial funds. Custodial funds are used to account for amounts collected by the Town and remitted to other individuals or governments. These assets are therefore not available to support the Town's own programs.

Measurement Focus

1. **Government-Wide Financial Statements:**

The government-wide financial statements are prepared using the economic resources measurement focus. All assets, deferred outflows of resources, liabilities, and deferred inflows of resources associated with the operation of the Town are included on the Statement of Net Position.

2. **Fund Financial Statements:**

All governmental funds are accounted for using a flow of current financial resources measurement focus. With this measurement focus, only current assets, deferred outflows of resources, current liabilities, and deferred inflows of resources generally are included on the balance sheet. The statement of revenues, expenditures and changes in fund balances reports on the sources (i.e., revenues and other financing sources) and uses (i.e., expenditures and other financing uses) of current financial resources. This approach differs from the manner in which the governmental activities of the government-wide financial statements are prepared. Governmental fund financial statements therefore include reconciliations with brief explanations to better identify the relationship between the government-wide statements and the statements for governmental funds.

Basis of Accounting

Basis of accounting determines when transactions are recorded in the financial records and reported on the financial statements. Government-wide financial statements are prepared using the accrual basis of accounting. Fiduciary funds also use the accrual basis of accounting. Governmental funds use the modified accrual basis of accounting. Differences in the accrual and the modified accrual basis of accounting arise in the recognition of revenue and in the presentation of expenses versus expenditures.

1. **Revenues – Exchange and Non-exchange Transactions:**

Revenue resulting from exchange transactions, in which each party gives and receives essentially equal value, is recorded on the accrual basis when the exchange takes place. On a modified accrual basis, revenue is recorded in the year in which the resources are measurable and become available. Available means that the resources will be collected within the current year or are expected to be collected soon enough thereafter to be used to pay liabilities of the current year. For the Town, available means expected to be received within sixty days of year end.

Non-exchange transactions, in which the Town receives value without directly giving equal value in return, include property taxes, grants, entitlements and donations. On an accrual basis, revenue from property taxes is recognized in the year for which the taxes are levied (see Note 11). Revenue from grants, entitlements and donations is recognized in the year in which all eligibility requirements have been satisfied. Eligibility requirements include timing requirements, which specify the year when the resources are required to be used or the year when use is first permitted; matching requirements, in which the Town must provide local resources to be used for a specified purpose; and expenditure requirements, in which the resources are provided to the Town on a reimbursement basis. On a modified accrual basis, revenue from non-exchange transactions must also be available before it can be recognized.

Under the modified accrual basis, the following revenue sources are considered to be both measurable and available at year end: property taxes, charges for services, and interest on investments.

Licenses and permits and miscellaneous revenues are recorded as revenues when received in cash because they are generally not measurable until actually received.

Grants and entitlements received before the eligibility requirements are met are recorded as advances from grantors. On governmental fund financial statements, taxes receivable that will not be collected within the available period have been reported as deferred inflows of resources.

2. **Expenses/Expenditures:**

On the accrual basis of accounting, expenses are recognized at the time they are incurred.

The measurement focus of governmental fund accounting is on decreases in net financial resources (expenditures) rather than expenses. Expenditures are generally recognized in the accounting period in which the related fund liability is incurred, if measurable. Allocations of cost, such as depreciation and amortization are not recognized in governmental funds.

Budgetary Data

The Town's budget represents functional appropriations as authorized by annual or special Town meetings. The Selectmen may transfer funds between operating categories as they deem necessary. The Town adopts its budget under State regulations, which differ somewhat from accounting principles generally accepted in the United States of America in that the focus is on the entire governmental unit rather than on the basis of fund types.

State law requires balanced budgets but permits the use of beginning fund balance to reduce the property tax rate. For the year ended December 31, 2019, the Town appropriated $982,381 from surplus.

Investments

Investments are stated at their fair value in all funds. Certificates of deposit with a maturity of greater than ninety days from the date of issuance are included in investments.

Taxes Receivable

Taxes levied during the current year and prior and uncollected at December 31, 2019 are recorded as receivables net of reserves for estimated uncollectibles of $10,000.

Accounts Receivable

Charges for services billed during the current fiscal year and prior and uncollected at December 31, 2019 are recorded as receivables net of reserves for estimated uncollectibles of $402,189 and $141,475 in the General Fund and the Nonmajor Governmental Funds, respectively.

Special Assessments

Assessment fees charged for sewer hook-ups during the current and prior years that will be collected in future periods are recorded as special assessments receivable and deferred inflows of resources in the governmental fund financial statements. The revenue is recognized when earned in the government-wide financial statements.

Capital Assets

General capital assets result from expenditures in the governmental funds. These assets are reported in the government-wide statement of net position, but are not reported in the fund financial statements.

All capital assets including infrastructure are capitalized at cost (or estimated historical cost) and updated for additions and retirements during the year. Donated capital assets are recorded at their acquisition value as of the date received. The Town maintains a capitalization threshold of $5,000. The Town’s infrastructure consists of sidewalks, sewer collection and treatment systems, and similar items. The Town is not required to retroactively report its general infrastructure. Infrastructure records have been maintained effective January 1, 2004 and are included in these financial statements. Intangible assets of the Town consist solely of land easements. Improvements are capitalized; the costs of normal maintenance and repairs that do not add to the value of the asset or materially extend an asset’s life are not.

All reported capital assets except for land and construction in progress are depreciated. Improvements are depreciated over the remaining useful lives of the related capital assets. Useful lives for infrastructure were estimated based on the Town's historical records of necessary improvements and replacement. Depreciation is computed using the straight-line method over the following useful lives:

Description	Years
Intangible assets	100
Buildings and improvements	10-150
Vehicles and equipment	5-50
Infrastructure	20-50

Bond Premiums

Bond premiums are amortized as a component of interest expense over the life of the related bond using the effective interest rate method. Bonds payable are reported in the accompanying financial statements gross of any applicable unamortized bond premiums.

Compensated Absences

Employees earn vacation and sick leave as they provide services. Dependent upon the department and years of service, employees earn vacation and sick pay at a rate of ten to twenty-five days per year. Pursuant to Town personnel policy and certain collective bargaining agreements, upon voluntary separation of employment from the Town, employees shall be compensated for unused sick and vacation leave (subject to certain limitations) at current rates of pay or at a rate agreed to in the collective bargaining agreements.

For governmental fund financial statements, compensated absences are reported as liabilities and expenditures as payments come due each period upon the occurrence of employee death or retirement. The entire compensated absence liability is reported on the government-wide financial statements.

Accrued Liabilities and Long-Term Obligations

Except for the obligation for certain other post-employment benefits (see Note 2), all payables, accrued liabilities, and long-term obligations are reported in the government-wide financial statements. In general, governmental fund payables and accrued liabilities that, once incurred, are paid in a timely manner and in full from current resources are reported as obligations of the funds. However, compensated absences that will be paid from governmental funds are reported as liabilities in the fund financial statements only to the extent that they are due for payment during the current fiscal year. General obligation debt and other long-term obligations that will be paid from governmental funds are recognized as a liability in the fund financial statements when due.

Postemployment Benefits Other Than Pensions (OPEB)

For purposes of measuring the net OPEB liability, deferred outflows of resources and deferred inflows of resources related to OPEB, and OPEB expense, information about the fiduciary net position of the New Hampshire Retirement System (NHRS) OPEB Plan and additions to/deductions from NHRS's fiduciary net position have been determined on the same basis as they are reported by NHRS. For this purpose, NHRS recognizes benefit payments when due and payable in accordance with the benefit terms.

Investments are reported at fair value, except for non-registered commingled funds valued at net asset value (NAV) as a practical expedient to estimate fair value.

Pensions

For purposes of measuring the net pension liability, deferred outflows of resources and deferred inflows of resources related to pensions, and pension expense, information about the fiduciary net position of the New Hampshire Retirement System (NHRS) and additions to/deductions from NHRS's fiduciary net position have been determined on the same basis as they are reported by NHRS. For this purpose, benefit payments (including refunds of employee contributions) are recognized when due and payable in accordance with the benefit terms.

Net Position

Net position represents the difference between assets and deferred outflows of resources, and liabilities and deferred inflows of resources. Net investment in capital assets consists of capital assets, net of accumulated depreciation, reduced by the outstanding balances on any borrowings used for the acquisition, construction or improvement of those assets. Net position is reported as restricted when there are limitations imposed on their use either through the enabling legislation adopted by the Town or through external restrictions imposed by creditors, grantors or laws or regulations of other governments. Unrestricted net position is the net amount of the assets, deferred outflows of resources, liabilities and deferred inflows of resources that are not included in the determination of net investment in capital assets or the restricted components of net position.

The Town's policy is to first apply restricted resources when an expense is incurred for purposes for which both restricted and unrestricted net position is available.

Fund Balance Policy

The Town has segregated fund balance into five classifications: Nonspendable, Restricted, Committed, Assigned, and Unassigned. The components of fund balance are defined as follows:

- *Nonspendable Fund Balance*: Amounts that are not in a spendable form or are required to be maintained intact.
- *Restricted Fund Balance*: Amounts constrained to specific purposes stipulated by external resource providers or through enabling legislation. Restrictions may be changed or lifted only with the consent of the resource providers or through enabling legislation.
- *Committed Fund Balance*: Includes amounts that can be used only for the specific purposes imposed by a formal action of the Town's highest level of decision making authority (the Annual Town Meeting). Commitments may be changed or lifted only by taking the same formal action that imposed the constraint originally.
- *Assigned Fund Balance*: Amounts the Town intends to use for specific purposes. Intent can be expressed by the Board of Selectmen or by an official to which the Board of Selectmen delegates the authority. For all governmental funds other than the General Fund, any remaining positive fund balance is to be classified as "Assigned".
- *Unassigned Fund Balance*: Amounts that are not obligated or specifically designated for a specified use and are available for any purpose. The residual classification of any General Fund balance is to be reported here. Any deficit balance of another governmental fund is also classified as "Unassigned".

Spending Prioritizations

In circumstances where expenditures are incurred for purposes for which both restricted and unrestricted fund balance is available, restricted fund balance is considered to have been spent first. When expenditures are incurred for purposes for which amounts in any of the unrestricted fund balance classifications can be used, committed amounts should be reduced first, followed by assigned amounts then unassigned amounts.

Minimum Level of Unassigned Fund Balance

The Town's fund balance policy mandates the Town maintain a level of fund balance between 5% and 17% of the sum of the Town's annual budget plus the school and county appropriations, in accordance with the recommendations of the NH Department of Revenue Administration and the general accepted accounting practices recommended by the Government Finance Officers Association. To avoid the need to issue Tax Anticipation Notes, the Town shall retain a sufficient amount of unassigned fund balance in order to provide an appropriate level of cash reserves for Town operations and its obligations to the school district and county. This amount shall also include funds necessary to manage unanticipated emergencies as defined by RSA-32:11. A nominal amount of the unassigned fund balance shall be used to stabilize the municipal portion of the tax rate. This amount shall reflect a minimal sum anticipated annually, resulting from unexpended appropriations and unanticipated revenues. This nominal amount, in excess of the cash reserves noted in the previous paragraph, is established at $200,000.

Interfund Activity

Exchange transactions between funds are reported as revenues in the seller funds and as expenditures/ expenses in the purchaser funds. Flows of cash or goods from one fund to another without a requirement for repayment are reported as interfund transfers. Interfund transfers are reported as other financing sources/uses in governmental funds. Repayments from funds responsible for particular expenditures/ expenses to the funds that initially paid for them are not presented in the financial statements.

Estimates

The preparation of financial statements in conformity with accounting principles generally accepted in the United States of America require management to make estimates and assumptions that affect certain reported amounts and disclosures. Accordingly, actual results may differ from those estimates.

NOTE 2—STEWARDSHIP, COMPLIANCE AND ACCOUNTABILITY

The Town did not implement the provisions of GASB Statement 75, *Accounting and Financial Reporting for Postemployment Benefits Other Than Pensions* as it pertains to its single employer OPEB plan. Statement 75 requires governments to account for certain other postemployment benefits (OPEB), primarily healthcare, on an accrual basis rather than on a pay-as-you-go basis. The provisions of GASB Statement 75 were required to be implemented by the Town during the year ended December 31, 2018. The Town has only implemented the provisions of GASB Statement 75 as it pertains to its cost-sharing multiple-employer defined benefit OPEB plan (see Note 6).

NOTE 3—DEPOSITS AND INVESTMENTS

Deposits and investments as of December 31, 2019 are classified in the accompanying financial statements as follows:

Statement of Net Position:	
Cash and cash equivalents	$ 9,074,530
Investments	1,298,220
Statement of Fiduciary Net Position:	
Cash and cash equivalents	1,368,477
Investments	7,315,801
	$ 19,057,028

Deposits and investments at December 31, 2019 consist of the following:

Cash on hand	$ 930
Deposits with financial institutions	12,499,490
Investments	6,556,608
	$ 19,057,028

The Town's investment policy for governmental funds requires that deposits be made in federally insured banks chartered under the laws of the State of New Hampshire or the federal government with a branch within the State of New Hampshire. The Town limits its investments for governmental funds to the New Hampshire Public Deposit Investment Pool (NHPDIP), an external investment pool in accordance with New Hampshire State law and federally insured banks chartered under the laws of New Hampshire or the federal government with a branch within the State to the following investment types: money market accounts, certificates of deposit, repurchase agreements collateralized by U.S. Government Securities, all other types of interest bearing accounts, or U.S. Government notes and obligations fully guaranteed as to principal and interest by the United States government.

Responsibility for the investments of the Trust Funds is with the Board of Trustees. Investments of the library funds are at the discretion of the Library Trustees.

Interest Rate Risk

Interest rate risk is the risk that changes in market interest rates will adversely affect the fair value of an investment. Generally, the longer the maturity of an investment, the greater the sensitivity of its fair value to changes in market interest rates.

The Town’s investment policy for governmental funds regarding interest rate risk indicates that safety and liquidity are the primary objectives. The Trustees of Trust Funds investment policy’s primary goal is safety of principal with a secondary goal of maximizing the total return, consistent with prudent investment management.

Information about the sensitivity of the fair values of the Town’s investments to market interest rate fluctuations is provided by the following table that shows the distribution of investments by maturity:

		Remaining Maturity (in Years)		
Investment Type	Total	0-1 Years	1-5 Years	> 5 Years
Bond mutual funds	$ 250,736	$ -	$ 40,592	$ 210,144

Credit Risk

Generally, credit risk is the risk that an issuer of an investment will not fulfill its obligation to the holder of the investment. This is measured by the assignment of a rating by a nationally recognized statistical rating organization. The Town's investment policy for managing credit risk is to minimize credit risk by limiting its investments to the safest types of securities and diversifying the portfolio. The Trustees of Trust Funds do not have a formal investment policy for managing exposure to credit risk.

The following are the actual ratings as of December 31, 2019, for each investment type:

	Rating as of Year End		
Investment Type	*AAAm*	*Not Rated*	Fair Value
State investment pool	$ 604,188		$ 604,188
Equity mutual funds		$ 352,238	352,238
Bond mutual funds		250,736	250,736
Exchange traded funds		90,525	90,525
Money market mutual funds		3,121,652	3,121,652
	$ 604,188	$ 3,815,151	$ 4,419,339

Custodial Credit Risk

Custodial credit risk for deposits is the risk that in the event of a bank failure, the Town's deposits may not be returned. The custodial credit risk for investments is the risk that, in the event of the failure of the counterparty to a transaction a government will not be able to recover the value of its investment or collateral securities that are in the possession of another party. For assurance against custodial credit risk, the Town's investment policy requires that all investment and depository instruments be collateralized with pledged securities that shall be perfected through third party custodial safekeeping and be equal to or in excess of the amount of the investment and depository instruments. The Trustees of Trust Funds do not have a formal investment policy regarding custodial credit risk.

As of December 31, 2019, uninsured and uncollateralized deposit balances in excess of federally insured limits totaled $9,847,190.

As of December 31, 2019, Town investments in the following investment types were held by the same counterparty that was used to buy the securities:

Investment Type	Amount
Equity mutual funds	$ 352,238
Bond mutual funds	250,736
Exchange traded funds	90,525
Money market mutual funds	3,121,652
Repurchase agreement (fully collateralized)	2,137,269
	$ 5,952,420

Investment in NHPDIP

The Town is a voluntary participant in the New Hampshire Public Deposit Investment Pool (NHPDIP), an external investment pool. The NHPDIP is not registered with the United States Securities and Exchange Commission as an investment company. The NHPDIP was created by state law and is administered by a public body of state, local and banking officials. Financial statements for the NHPDIP can be accessed through the NHPDIP's website at www.NHPDIP.com.

The Town's exposure to derivatives is indirect through its participation in the NHPDIP. The Town's proportional share of these derivatives is not available. The fair value of the position in the investment pool is equal to the value of the pool shares.

Fair Value Measurement of Investments

The Town categorizes the fair value measurements of its investments within the fair value hierarchy established by accounting principles generally accepted in the United States. The fair value hierarchy categorizes the inputs to valuation techniques used for fair value measurement into three levels as follows (in order of priority):

- *Level 1 Inputs* - Inputs that reflect quoted prices (unadjusted) in active markets for identical assets or liabilities that the Town has the ability to access at the measurement date.

- *Level 2 Inputs* - Inputs other than quoted prices that are observable for assets or liabilities either directly or indirectly, including inputs in markets that are not considered to be active.

- *Level 3 Inputs* - Significant unobservable inputs.

As of December 31, 2019, the Town's investments measured at fair value, by type, were as follows:

	Fair Value Measurements Using:			
Investment Type	Level 1 Inputs	Level 2 Inputs	Level 3 Inputs	Total
Equity mutual funds	$ 352,238			$ 352,238
Bond mutual funds	250,736			250,736
Exchange traded funds	90,525			90,525
	$ 693,499	$ -	$ -	$ 693,499

Equity and bond mutual funds and exchange traded funds classified as Level 1 are valued using unadjusted quoted prices in active markets for those securities.

Investments that are measured at fair value using the net asset value per share (or its equivalent) as a practical expedient are not classified in the fair value hierarchy.

NOTE 4—CAPITAL ASSETS

The following is a summary of changes in capital assets of the governmental activities:

	Balance 01/01/2019	Additions	Reductions	Balance 12/31/2019
Governmental activities:				
Capital assets not depreciated:				
Land	$ 13,283,677			$ 13,283,677
Construction in progress	1,525,410	$ 1,531,664	$ (1,525,410)	1,531,664
Total capital assets not being depreciated	14,809,087	1,531,664	(1,525,410)	14,815,341
Other capital assets:				
Intangible assets	1,611,901			1,611,901
Buildings and improvements	8,226,773			8,226,773
Vehicles and equipment	5,950,875	700,265	(209,755)	6,441,385
Infrastructure	2,765,856	937,024		3,702,880
Total other capital assets at historical cost	18,555,405	1,637,289	(209,755)	19,982,939
Less accumulated depreciation for:				
Intangible assets	(154,477)	(16,119)		(170,596)
Buildings and improvements	(1,506,347)	(82,699)		(1,589,046)
Vehicles and equipment	(2,547,281)	(419,142)	158,096	(2,808,327)
Infrastructure	(829,755)	(64,749)		(894,504)
Total accumulated depreciation	(5,037,860)	(582,709)	158,096	(5,462,473)
Total other capital assets, net	13,517,545	1,054,580	(51,659)	14,520,466
Total capital assets, net	$ 28,326,632	$ 2,586,244	$ (1,577,069)	$ 29,335,807

Depreciation expense was charged to governmental functions as follows:

General government	$ 45,529
Public safety	240,131
Highways and streets	162,949
Sanitation	73,479
Culture and recreation	44,502
Conservation	16,119
Total governmental activities depreciation expense	$ 582,709

The balance of assets acquired through capital lease issuances as of December 31, 2019 is as follows:

Vehicles and equipment	$ 834,909
Less: Accumulated depreciation	(105,875)
	$ 729,034

NOTE 5—LONG-TERM OBLIGATIONS

Changes in Long-Term Obligations

The changes in the Town's long-term obligations for the year ended December 31, 2019 are as follows:

	Balance 01/01/2019	Additions	Reductions	Balance 12/31/2019	Due Within One Year
Governmental activities:					
Bonds payable	$ 1,318,145		$ (123,210)	$ 1,194,935	$ 127,252
Unamortized bond premium	55,029		(6,135)	48,894	
Total Bonds payable	1,373,174	$ -	(129,345)	1,243,829	127,252
Notes payable	862,975	629,471	(137,941)	1,354,505	108,644
State of NH revolving loan	628,603		(628,603)	-	
Capital leases payable	483,182	244,023	(224,533)	502,672	147,993
Compensated absences payable	413,023	16,250	(17,565)	411,708	20,585
	$ 3,760,957	$ 889,744	$ (1,137,987)	$ 3,512,714	$ 404,474

Payments on the bonds payable and notes payable are paid out of the General Fund and Sewer Fund, a Nonmajor Governmental Fund, as applicable. Amortization of the bond premium is recognized as a component of interest expense on the Statement of Activities (Exhibit B). Payments on capital leases are paid out of the General Fund. Compensated absences will be paid from the fund where the employee's salary is paid.

General Obligation Bonds

Bonds payable at December 31, 2019 are comprised of the following individual issues:

Description	Original Issue	Interest Rate	Maturity Date	Balance at 12/31/2019
2008 Bean Property Bonds	$ 980,000	5.03%	December 2022	$ 259,935
2014 Police Station Bonds	1,130,000	3.44%	August 2034	935,000
	$ 2,110,000		Sub-total Bonds payable	1,194,935
			Add: *Unamortized bond premium*	48,894
			Total Bonds payable	$ 1,243,829

Debt service requirements to retire general obligation bonds outstanding at December 31, 2019 are as follows:

Year Ending December 31,	Principal	Interest	Totals
2020	$ 127,252	$ 51,119	$ 178,371
2021	136,581	44,494	181,075
2022	141,102	37,423	178,525
2023	55,000	32,340	87,340
2024	55,000	29,535	84,535
2025-2029	305,000	113,665	418,665
2030-2034	375,000	47,355	422,355
Sub-total Bonds payable	1,194,935	355,931	1,550,866
Add: *Unamortized bond premium*	48,894		48,894
Total Bonds payable	$ 1,243,829	$ 355,931	$ 1,599,760

General Obligation Notes

Notes payable at December 31, 2019 is comprised of the following individual issues:

Description	Original Issue	Interest Rate	Maturity Date	Balance at 12/31/2019
Varney Point Road Pumping Station Note	$ 629,471	2.00%	July 2048	$ 578,106
2018 Recycling Center Note	950,000	2.48%	December 2027	776,399
	$ 1,579,471		Total Notes payable	$ 1,354,505

Debt service requirements to retire the general obligation notes outstanding at December 31, 2019 are as follows:

Year Ending December 31,	Principal	Interest	Totals
2020	$ 108,644	$ 30,304	$ 138,948
2021	110,950	27,599	138,549
2022	113,261	24,890	138,151
2023	115,629	22,122	137,751
2024	118,030	19,323	137,353
2025-2029	409,232	56,642	465,874
2030-2034	99,674	33,889	133,563
2035-2039	99,673	23,922	123,595
2040-2044	99,673	13,954	113,627
2045-2048	79,739	3,987	83,726
Total Notes payable	$ 1,354,505	$ 256,632	$ 1,611,137

Capital Lease Obligations

Capital lease obligations represent lease agreements entered into for the financing of equipment acquisitions. These contracts are subject to cancellation should funds not be appropriated to meet payment obligations. Amounts are annually budgeted in the applicable functions.

The following are the individual capital lease obligations outstanding at December 31, 2019:

Fire Department vehicle, due in annual installments of $103,639 including interest at 3.05%, through June 2020, and a final installment of $200,000 including interest at 3.05%, due in June 2021	$ 288,909
Fire Boat, due in annual installments of $52,342, including interest at 2.75%, due in January 2024	201,779
Buildings and Grounds vehicle, due in annual installments of $6,395, including interest at 4.45%, through June 2021	11,984
	$ 502,672

Debt service requirements to retire capital lease obligations outstanding at December 31, 2019 are as follows:

Year Ending December 31,	Principal	Interest	Totals
2020	$ 147,993	$ 14,384	$ 162,377
2021	248,858	9,880	258,738
2022	50,029	2,313	52,342
2023	51,441	901	52,342
2024	4,351	10	4,361
	$ 502,672	$ 27,488	$ 530,160

NOTE 6—OTHER POSTEMPLOYMENT BENEFITS

Plan Description

The New Hampshire Retirement System (NHRS) administers a cost-sharing multiple-employer other postemployment benefit plan (OPEB Plan). The OPEB Plan provides a medical insurance subsidy to qualified retired members.

The NHRS issues a publicly available financial report that includes financial statements and required supplementary information for NHRS. That report may be obtained by writing to New Hampshire Retirement System at 54 Regional Drive, Concord, New Hampshire 03301 or from their website at www.nhrs.org.

The OPEB Plan is divided into four membership types. The four membership types are Group II Police Officer and Firefighters, Group I Teachers, Group I Political Subdivision Employees, and Group I State Employees. The OPEB plan is closed to new entrants.

Benefits Provided

Benefit amounts and eligibility requirements for the OPEB Plan are set by state law (RSA 100-A:52, RSA 100-A:52-a and RSA 100-A:52-b), and members are designated in statute by type. The medical insurance subsidy is a payment made by NHRS to the former employer or its insurance administrator toward the cost of health insurance for a qualified retiree, his/her qualified spouse, and his/her certified dependent children with a disability who are living in the household and being cared for by the retiree. If the health insurance premium amount is less than the medical subsidy amount, then only the health insurance premium amount will be paid. If the health insurance premium amount exceeds the medical subsidy amount, then the retiree or other qualified person is responsible for paying any portion that the employer does not pay.

Group I benefits are based on creditable service, age and retirement date. Group II benefits are based on hire date, age and creditable service. Medical subsidy rates established by RSA 100-A:52 II are dependent upon whether retirees are eligible for Medicare. Retirees not eligible for Medicare may receive a maximum medical subsidy of $375.56 for a single person plan and $751.12 for a two-person plan. Retirees eligible for Medicare may receive a maximum medical subsidy of $236.84 for a single person plan and $473.68 for a two-person plan.

Funding Policy

Per RSA-100-A:16, contribution rates are established and may be amended by the New Hampshire State legislature and are determined by the NHRS Board of Trustees based on an actuarial valuation. The Town's contribution rate for the covered payroll of general employees and public safety employees were 0.30% and 4.10%, respectively, through June 30, 2019, and 0.29% and 3.66%, respectively, thereafter. Contributions to the OPEB plan for the Town were $96,642 for the year ended December 31, 2019. Employees are not required to contribute to the OPEB plan.

OPEB Liabilities, OPEB Expense, and Deferred Outflows of Resources and Deferred Inflows of Resources Related to OPEB

At December 31, 2019, the Town reported a liability of $985,379 for its proportionate share of the net OPEB liability. The net OPEB liability was measured as of June 30, 2019, and the total OPEB liability used to calculate the net OPEB liability was determined by a roll forward of the actuarial valuation from June 30, 2018. The Town's proportion of the net OPEB liability was based on actual contributions by the Town during the relevant fiscal year relative to the actual contributions of all participating plan members, excluding contributions to separately finance specific liabilities of individual employers or NHRS. At June 30, 2019, the Town's proportion was approximately 0.2248 percent, which was a decrease of 0.0055 percentage points from its proportion measured as of June 30, 2018.

For the year ended December 31, 2019, the Town recognized OPEB expense of $114,529. At December 31, 2019, the Town reported deferred outflows of resources and deferred inflows of resources related to OPEB from the following sources:

	Deferred Outflows of Resources	Deferred Inflows of Resources
Differences between expected and actual experience		$ 1,714
Net difference between projected and actual earnings on OPEB plan investments		1,107
Changes in proportion and differences between Town contributions and proportionate share of contributions		2,692
Town contributions subsequent to the measurement date	$ 48,038	
Totals	$ 48,038	$ 5,513

The net amount of deferred outflows of resources and deferred inflows of resources related to OPEB is reflected as an increase to unrestricted net position in the amount of $42,525. The Town reported $48,038 as deferred outflows of resources related to OPEB resulting from Town contributions subsequent to the measurement date. This amount will be recognized as a reduction of the net OPEB liability in the measurement period ended June 30, 2020. Other amounts reported as deferred outflows of resources and deferred inflows of resources related to OPEB will be recognized in OPEB expense for the measurement periods as follows:

June 30,	
2020	$ (5,141)
2021	(735)
2022	76
2023	287
	$ (5,513)

Actuarial Assumptions

The total OPEB liability was determined by a roll forward of the actuarial valuation as of June 30, 2018, using the following actuarial assumptions, applied to all periods included in the measurement, unless otherwise specified:

Inflation	2.50%
Wage inflation	3.25% (3.00% for Teachers)
Salary increases	5.60%, average, including inflation
Investment rate of return	7.25% per year, net of OPEB plan investment expense, including inflation for determining solvency contributions

Mortality rates were based on the RP-2014 healthy annuitant and employee generational mortality tables for males and females with credibility adjustments, adjusted for fully generational mortality improvements using scale MP-2015, based on the last experience study.

The actuarial assumptions used in the June 30, 2018 valuation were based on the results of the most recent actuarial experience study, which was for the period July 1, 2010 – June 30, 2015.

The long-term expected rate of return on OPEB Plan investments was selected from a best estimate range determined using the building block approach. Under this method, an expected future real return range is calculated separately for each asset class. These ranges are combined to produce the long-term expected rate of return by weighting the expected future real rates of return net of investment expenses by the target asset allocation percentage and by adding expected inflation. Following is a table presenting target allocations and geometric real rates of return for each asset class:

Asset Class	Target Allocation	Weighted Average Long-Term Expected Real Rate of Return
Domestic equity	30%	4.25-4.50%
International equity	20%	4.50-6.00%
Fixed income	25%	1.12-2.46%
Alternative investments	15%	4.86-7.90%
Real estate	10%	3.00%
Total	100%	

The discount rate used to measure the collective total OPEB liability as of June 30, 2019 was 7.25%. The projection of cash flows used to determine this single discount rate assumed that employer contributions will be made under the current statutes RSA 100-A:16 and RSA 100-A:53. Based on those assumptions, the OPEB Plan's fiduciary net position was projected to make all projected future benefit payments of

current plan members. Therefore, the long-term expected rate of return on OPEB Plan investments was applied to all periods of projected benefit payments to determine the collective total OPEB liability.

Sensitivity of the Town's Proportionate Share of the Net OPEB Liability to Changes in the Discount Rate

The following presents the Town's proportionate share of the net OPEB liability calculated using the discount rate of 7.25 percent, as well as what the Town's proportionate share of the net OPEB liability would be if it were calculated using a discount rate that is 1-percentage-point lower or 1-percentage-point higher than the single discount rate:

	1% Decrease (6.25%)	Current Discount rate (7.25%)	1% Increase (8.25%)
Net OPEB liability	$ 1,068,793	$ 985,379	$ 912,897

NOTE 7—DEFINED BENEFIT PENSION PLAN

Plan Description

The Town contributes to the New Hampshire Retirement System (NHRS), a public employee retirement system that administers a single cost-sharing multiple-employer defined benefit pension plan. The plan provides service, disability, death and vested retirement allowances to plan members and beneficiaries. Benefit provisions are established and may be amended by the New Hampshire State legislature.

The NHRS issues a publicly available financial report that includes financial statements and required supplementary information for NHRS. That report may be obtained by writing to New Hampshire Retirement System at 54 Regional Drive, Concord, New Hampshire 03301 or from their website at www.nhrs.org.

Substantially all full-time state and local employees, public school teachers, permanent firefighters and permanent police officers within the State are eligible and required to participate in the Pension Plan.

The Pension Plan is divided into two membership groups. State and local employees and teachers belong to Group I. Police and firefighters belong to Group II.

Benefits Provided

Benefit formulas and eligibility requirements for the pension plan are set by State law (RSA 100-A).

Group I benefits are provided based on creditable service and average final salary for the highest of either three or five years, depending on when service commenced.

Group II benefits are provided based on age, years of creditable service and a benefit multiplier depending on vesting status as of January 1, 2012. The maximum retirement allowance for Group II members vested by January 1, 2012 (45 years of age with 20 years of service or age 60 regardless of years of creditable service) is the average final compensation multiplied by 2.5% multiplied by creditable service. For Group II members not vested by January 1, 2012 the benefit is calculated the same way but

the multiplier used in the calculation will change depending on age and years of creditable service as follows:

Years of Creditable Service as of January 1, 2012	Minimum Age	Minimum Service	Benefit Multiplier
At least 3 but less than 10 years	46	21	2.4%
At least 6 but less than 8 years	47	22	2.3%
At least 4 but less than 6 years	48	23	2.2%
Less than 4 years	49	24	2.1%

Funding Policy

Covered police officers and fire employees are required to contribute 11.55% and 11.80%, respectively, of their covered salary, whereas general employees are required to contribute 7.0% of their covered salary. The Town is required to contribute at an actuarially determined rate. The Town's contribution rate for the covered payroll of police officers, fire employees, and general employees were 25.33%, 27.79%, and 11.08%, respectively, through June 30, 2019, and 24.77%, 26.43% and 10.88%, respectively, thereafter. The Town contributed 100% of the employer cost for public safety and general employees of the Town.

Per RSA-100-A:16, plan member contribution rates are established and may be amended by the New Hampshire State legislature and employer contribution rates are determined by the NHRS Board of Trustees based on an actuarial valuation. The Town's contributions to the NHRS for the year ended December 31, 2019 were $855,447.

Pension Liabilities, Pension Expense, and Deferred Outflows of Resources and Deferred Inflows of Resources Related to Pension

At December 31, 2019, the Town reported a liability of $9,620,266 for its proportionate share of the net pension liability. The net pension liability was measured as of June 30, 2019, and the total pension liability used to calculate the net pension liability was determined by a roll forward of the actuarial valuation from June 30, 2018. The Town's proportion of the net pension liability was based on actual contributions by the Town during the relevant fiscal year relative to the actual contributions of all participating plan members, excluding contributions to separately finance specific liabilities of individual employers or NHRS. At June 30, 2019, the Town's proportion was approximately 0.1999 percent, which was a decrease of approximately 0.0023 percentage points from its proportion measured as of June 30, 2018.

For the year ended December 31, 2019, the Town recognized pension expense of $1,230,802. At December 31, 2019, the Town reported deferred outflows of resources and deferred inflows of resources related to pension from the following sources:

	Deferred Outflows of Resources	Deferred Inflows of Resources
Differences between expected and actual experience	$ 53,194	$ 206,863
Change in assumptions	345,171	
Net difference between projected and actual investment earnings on pension plan investments		78,586
Changes in proportion and differences between Town contributions and proportionate share of contributions	159,927	294,490
Town contributions subsequent to the measurement date	434,379	
Totals	$ 992,671	$ 579,939

The net amount of deferred outflows of resources and deferred inflows of resources related to pension is reflected as an increase to unrestricted net position in the amount of $412,732. The Town reported $434,379 as deferred outflows of resources related to pension resulting from Town contributions subsequent to the measurement date. This amount will be recognized as a reduction of the net pension liability in the measurement period ended June 30, 2020. Other amounts reported as deferred outflows and deferred inflows of resources related to pension will be recognized as pension expense in the measurement periods as follows:

June 30,	
2020	$ 319,935
2021	(240,455)
2022	(104,919)
2023	3,792
	$ (21,647)

Actuarial Assumptions

The total pension liability was determined by a roll forward of the actuarial valuation as of June 30, 2018, using the following actuarial assumptions:

Inflation	2.50%
Wage inflation	3.25% (3.00% for Teachers)
Salary increases	5.60%, average, including inflation
Investment rate of return	7.25%, net of pension plan investment expense, including inflation

Mortality rates were based on the RP-2014 employee generational mortality tables for males and females with credibility adjustments, adjusted for fully generational mortality improvements using Scale MP-2015, based on the last experience study.

The actuarial assumptions used in the June 30, 2018 valuation were based on the results of the most recent actuarial experience study, which was for the period July 1, 2010 – June 30, 2015.

The long-term expected rate of return on pension plan investments was selected from a best estimate range determined using the building block approach. Under this method, an expected future real return range is calculated separately for each asset class. These ranges are combined to produce the long-term expected rate of return by weighting the expected future real rates of return net of investment expenses by the target asset allocation percentage and by adding expected inflation. Following is a table presenting target allocations and geometric real rates of return for each asset class:

Asset Class	Target Allocation	Weighted Average Long-Term Expected Real Rate of Return
Domestic equity	30%	4.25-4.50%
International equity	20%	4.50-6.00%
Fixed income	25%	1.12-2.46%
Alternative investments	15%	4.86-7.90%
Real estate	10%	3.00%
Total	100%	

Discount Rate

The discount rate used to measure the collective pension liability was 7.25%. The projection of cash flows used to determine the discount rate assumed that plan member contributions will be made at the current contribution rate and that employer contributions will be made at rates equal to the difference between actuarially determined contribution rates and the member rate. For purposes of the projection, member contributions and employer contributions are projected based on the expected payroll of current members only. Based on those assumptions, the pension plan's fiduciary net position was projected to be available to make all projected future benefit payments of current plan members. Therefore, the long-term expected rate of return on pension plan investments was applied to all periods of projected benefit payments to determine the collective pension liability.

Sensitivity of the Town's Proportionate Share of the Net Pension Liability to Changes in the Discount Rate

The following presents the Town's proportionate share of the net pension liability calculated using the discount rate of 7.25 percent, as well as what the Town's proportionate share of the net pension liability would be if it were calculated using a discount rate that is 1-percentage-point lower or 1-percentage-point higher than the single discount rate:

	1% Decrease (6.25%)	Current Discount rate (7.25%)	1% Increase (8.25%)
Town's proportionate share of the net pension liability	$ 12,881,933	$ 9,620,266	$ 6,924,525

NOTE 8—INTERFUND BALANCES AND TRANSFERS

The Town has combined the cash resources of its governmental funds. For accounting and reporting purposes, that portion of the pooled cash balance is reported in the specific fund as an interfund balance.

Interfund balances at December 31, 2019 are as follows:

		General Fund	Due from Nonmajor Governmental Funds	Totals
Due to	Nonmajor Governmental Funds	$ 1,964,441	$ 150	$ 1,964,591
		$ 1,964,441	$ 150	$ 1,964,591

During the year, several interfund transactions occurred between funds. The various transfers were made in accordance with budgetary authorization.

Interfund transfers for the year ended December 31, 2019 are as follows:

	Transfers *in*	Transfers *out*
General Fund	$ 10,000	$ 16,200
Nonmajor Governmental Funds:		
Old Home Day Fund	16,200	
Sewer Fund		10,000
	$ 26,200	$ 26,200

NOTE 9—RESTRICTED NET POSITION

Net position of governmental activities is restricted for specific purposes at December 31, 2019 as follows:

Permanent Funds - Principal	$ 366,131
Permanent Funds - Income	50,491
Conservation trusts	368,217
Library funds	92,640
Drug Forfeiture funds	15,513
Donation funds	21,365
	$ 914,357

NOTE 10—COMPONENTS OF FUND BALANCE

The components of the Town's fund balance for its governmental funds at December 31, 2019 are as follows:

Fund Balances	General Fund	Nonmajor Governmental Funds	Total Governmental Funds
Nonspendable:			
Prepaid expenses	$ 17,754		$ 17,754
Permanent funds - Principal		$ 366,131	366,131

Restricted for:			
Conservation trusts	368,217		368,217
Permanent funds - Income		50,491	50,491
Library operations		92,640	92,640
Drug forfeiture		15,513	15,513
Donations		21,365	21,365
Committed for:			
Carryforward appropriations	59,591		59,591
Expendable trusts	1,690,946		1,690,946
Conservation commission		411,884	411,884
Sewer operations		889,364	889,364
Sewer capital cost recovery		3,900	3,900
Recreation revolving		101,120	101,120
Special details revolving		122,310	122,310
Ambulance revolving		535,906	535,906
Cemetery		51,115	51,115
Assigned for:			
Designated to offset subsequent year appropriations	587,387		587,387
Minimum offset to subsequent year tax rate	200,000		200,000
Rowe House		207	207
Old Home Day		7,425	7,425
Unassigned:			
Unassigned - General operations	4,905,415		4,905,415
	$ 7,829,310	$ 2,669,371	$ 10,498,681

NOTE 11—PROPERTY TAXES

Taxes are levied on the assessed valuation of all taxable real property as of the prior April 1 ($2,032,075,540 as of April 1, 2019) and are due in two installments on July 1, 2019 and December 30, 2019. Taxes paid after the due dates accrue interest at 8% per annum. Property taxes are recognized as revenue when received in cash or if available to finance current period operations (within sixty days of year-end).

Under State law, the Tax Collector obtains tax liens on properties which have unpaid taxes in the following calendar year after taxes were due for the amount of unpaid taxes, interest and costs. Priority tax liens obtained prior to April 1, 2019 accrue interest at 18% per annum. Priority tax liens obtained after April 1, 2019 accrue interest at 14% per annum. If the property is not redeemed within a two year redemption period, the property may be tax deeded to the Town.

In accordance with State law, the Town collects taxes for the Gilford School District, Belknap County, and Gunstock Acres Village Water District, all independent governmental units, which are remitted to them as required by law. The Town also collects State of New Hampshire Education taxes, which are remitted directly to the school district. Total taxes appropriated during the year were $20,267,617, $2,456,065 and $102,663, for the Gilford School District, Belknap County, and Gunstock Acres Village Water District, respectively. These taxes are recognized in these financial statements within the fiduciary funds only. The Town bears responsibility for uncollected taxes.

NOTE 12—RISK MANAGEMENT

The Town is exposed to various risks of losses related to torts; theft of, damage to, and destruction of assets; errors and omissions; injuries to employees; and natural disasters. During the year ended December 31, 2019, the Town was a member of and participated in a public entity risk pool (Trust) for property and liability insurance and worker's compensation coverage. Coverage has not been significantly reduced from the prior year and settled claims have not exceeded coverage in any of the past three years.

The Trust agreements permit the Trust to make additional assessments to members should there be a deficiency in Trust assets to meet its liabilities. Accounting principles generally accepted in the United States of America require members of pools with a sharing of risk to determine whether or not such assessment is probable and, if so, a reasonable estimate of such assessment. At this time, the Trust foresees no likelihood of an additional assessment for any of the past years. Claims expenditures and liabilities are reported when it is probable that a loss has occurred and the amount of that loss can be reasonably estimated. These losses include an estimate of claims that have been incurred but not reported. Based on the best available information there is no liability at December 31, 2019.

Property and Liability Insurance

The Trust provides certain property and liability insurance coverage to member towns, cities, and other qualified political subdivisions of New Hampshire. As a member of the Trust, the Town shares in contributing to the cost of and receiving benefit from a self-insured pooled risk management program. The program includes a Self-Insured Retention Fund from which is paid up to $200,000 for each and every covered property, crime and/or liability loss that exceeds $1,000, up to an aggregate of $1,200,000. Each property loss is subject to a $1,000 deductible. All losses over the aggregate are covered by insurance policies.

Worker's Compensation

The Trust provides statutory worker's compensation coverage to member towns, cities, and other qualified political subdivisions of New Hampshire. The Trust is self-sustaining through annual member premiums and provides coverage for the statutorily required workers' compensation benefits and employer's liability coverage up to $2,000,000. The program includes a Loss Fund from which is paid up to $500,000 for each and every covered claim.

NOTE 13—CONTINGENCIES

Litigation

There may be various claims and suits pending against the Town, which arise in the normal course of the Town's activities. In the opinion of Town management, any potential claims against the Town which are not covered by insurance are immaterial and would not affect the financial position of the Town.

NOTE 14—RESTATEMENT OF EQUITY

During the year ended December 31, 2019, the Town adopted Governmental Accounting Standards Board (GASB) Statement No. 84 – *Fiduciary Activities*. The impact on fund balance of the General Fund as of January 1, 2019 is as follows:

	General Fund
Fund Balance - January 1, 2019 (as previously reported)	$ 7,638,385
Amount of restatement due to:	
Implementation of GASB Statement 84	340,124
Fund Balance - January 1, 2019, as restated	$ 7,978,509

The impact on net position of Fiduciary Funds as of January 1, 2019 from the above restatement is as follows:

	Fiduciary Funds
Net Position - January 1, 2019 (as previously reported)	$ -
Amount of restatement due to:	
Implementation of GASB Statement 84	1,001,815
Net Position - January 1, 2019, as restated	$ 1,001,815

SCHEDULE 1

TOWN OF GILFORD, NEW HAMPSHIRE

Schedule of Revenues, Expenditures and Changes in Fund Balance

Budget and Actual (Budgetary Basis) - General Fund

For the Year Ended December 31, 2019

	Budgeted Amounts		Actual Amounts	Variance with Final Budget - Favorable (Unfavorable)
	Original	Final		
Revenues:				
Taxes	$ 9,218,005	$ 9,218,005	$ 9,427,656	$ 209,651
Licenses and permits	2,220,710	2,220,710	2,257,743	37,033
Intergovernmental	1,480,249	600,249	685,830	85,581
Charges for services	579,940	579,940	620,249	40,309
Interest and investment income	165,000	165,000	166,336	1,336
Miscellaneous	175,090	212,049	340,075	128,026
Total Revenues	13,838,994	12,995,953	13,497,889	501,936
Expenditures:				
Current operations:				
General government	2,498,399	2,498,399	2,339,059	159,340
Public safety	4,842,272	4,846,973	4,536,615	310,358
Highways and streets	3,276,147	3,283,827	3,150,516	133,311
Sanitation	723,614	723,614	731,478	(7,864)
Health and welfare	76,564	76,564	43,071	33,493
Culture and recreation	806,567	810,670	785,113	25,557
Conservation	27,500	27,500	24,979	2,521
Economic Development	20,000	20,000	26,772	(6,772)
Capital outlay	2,515,534	1,596,027	1,564,410	31,617
Debt service:				
Principal retirement	209,771	209,771	209,786	(15)
Interest and fiscal charges	78,346	78,346	78,330	16
Total Expenditures	15,074,714	14,171,691	13,490,129	681,562
Excess revenues over (under) expenditures	(1,235,720)	(1,175,738)	7,760	1,183,498
Other financing sources (uses):				
Transfers in	220,000	100,427	100,427	-
Transfers out	(369,031)	(369,031)	(369,231)	(200)
Total other financing sources (uses)	(149,031)	(268,604)	(268,804)	(200)
Net change in fund balance	(1,384,751)	(1,444,342)	(261,044)	1,183,298
Fund balance at beginning of year - Budgetary Basis	6,507,484	6,507,484	6,507,484	-
Fund balance at end of year - Budgetary Basis	$ 5,122,733	$ 5,063,142	$ 6,246,440	$ 1,183,298

See accompanying notes to the required supplementary information

SCHEDULE 2

TOWN OF GILFORD, NEW HAMPSHIRE

Schedule of Changes in the Town's Proportionate Share of the Net OPEB Liability

For the Year Ended December 31, 2019

	Cost-Sharing Multiple Employer Plan Information Only				
Measurement Period Ended	Town's Proportion of the Net OPEB Liability	Town's Proportionate Share of the Net OPEB Liability	Town's Covered Payroll	Town's Proportionate Share of the Net OPEB Liability as a Percentage of Covered Payroll	Plan Fiduciary Net Position as a Percentage of the Total OPEB Liability
June 30, 2019	0.22476140%	$ 985,379	$ 4,622,210	21.32%	7.75%
June 30, 2018	0.23029198%	$ 1,054,382	$ 4,499,514	23.43%	7.53%
June 30, 2017	0.15568057%	$ 711,824	$ 4,462,304	15.95%	7.91%
June 30, 2016	0.15318699%	$ 741,586	$ 4,249,625	17.45%	5.21%

See accompanying notes to the required supplementary information

SCHEDULE 3
TOWN OF GILFORD, NEW HAMPSHIRE
Schedule of Town OPEB Contributions
For the Year Ended December 31, 2019

	Cost-Sharing Multiple Employer Plan Information Only				
Year Ended	Contractually Required Contribution	Contributions in Relation to the Contractually Required Contribution	Contribution Deficiency (Excess)	Town's Covered Payroll	Contributions as a Percentage of Covered Payroll
December 31, 2019	$ 96,642	$ (96,642)	$ -	$ 4,617,984	2.09%
December 31, 2018	$ 103,762	$ (103,762)	$ -	$ 4,592,798	2.26%
December 31, 2017	$ 96,885	$ (96,885)	$ -	$ 4,481,111	2.16%
December 31, 2016	$ 90,483	$ (90,483)	$ -	$ 4,323,953	2.09%

See accompanying notes to the required supplementary information

SCHEDULE 4

TOWN OF GILFORD, NEW HAMPSHIRE

Schedule of Changes in the Town's Proportionate Share of the Net Pension Liability

For the Year Ended December 31, 2019

Measurement Period Ended	Town's Proportion of the Net Pension Liability	Town's Proportionate Share of the Net Pension Liability	Town's Covered Payroll	Town's Proportionate Share of the Net Pension Liability (Asset) as a Percentage of Covered Payroll	Plan Fiduciary Net Position as a Percentage of the Total Pension Liability
June 30, 2019	0.19993676%	$ 9,620,266	$ 4,622,210	208.13%	65.59%
June 30, 2018	0.20225847%	$ 9,739,155	$ 4,499,514	216.45%	64.73%
June 30, 2017	0.21023119%	$ 10,339,155	$ 4,462,304	231.70%	62.66%
June 30, 2016	0.20621926%	$ 10,965,906	$ 4,249,625	258.04%	58.30%
June 30, 2015	0.19893695%	$ 7,880,941	$ 4,024,996	195.80%	65.47%
June 30, 2014	0.19060229%	$ 7,154,420	$ 3,735,394	191.53%	66.32%
June 30, 2013	0.19571271%	$ 8,423,053	$ 3,733,416	225.61%	59.81%

See accompanying notes to the required supplementary information

SCHEDULE 5
TOWN OF GILFORD, NEW HAMPSHIRE
Schedule of Town Pension Contributions
For the Year Ended December 31, 2019

Year Ended	Contractually Required Contribution	Contributions in Relation to the Contractually Required Contribution	Contribution Deficiency (Excess)	Town's Covered Payroll	Contributions as a Percentage of Covered Payroll
December 31, 2019	$ 855,447	$ (855,447)	$ -	$ 4,617,984	18.52%
December 31, 2018	$ 871,267	$ (871,267)	$ -	$ 4,592,798	18.97%
December 31, 2017	$ 812,598	$ (812,598)	$ -	$ 4,481,111	18.13%
December 31, 2016	$ 750,180	$ (750,180)	$ -	$ 4,323,953	17.35%
December 31, 2015	$ 692,399	$ (692,399)	$ -	$ 4,082,122	16.96%
December 31, 2014	$ 652,124	$ (652,124)	$ -	$ 3,937,841	16.56%
December 31, 2013	$ 559,976	$ (559,976)	$ -	$ 3,769,528	14.86%

See accompanying notes to the required supplementary information

TOWN OF GILFORD, NEW HAMPSHIRE
NOTES TO REQUIRED SUPPLEMENTARY INFORMATION
For the Year Ended December 31, 2019

NOTE 1—BUDGET TO ACTUAL RECONCILIATION

General Fund

Amounts recorded as budgetary amounts in the Schedule of Revenues, Expenditures and Changes in Fund Balance – Budget and Actual (Budgetary Basis) – General Fund (Schedule 1) are reported on the basis budgeted by the Town. Those amounts differ from those reported in conformity with accounting principles generally accepted in the United States of America in the Statement of Revenues, Expenditures and Changes in Fund Balances – Governmental Funds (Exhibit D). Property tax budgetary revenues are recognized when levied rather than when susceptible to accrual. Budgetary revenues and other financing sources and expenditures and other financing uses were adjusted for non-budgetary revenues and expenditures, non-budgetary transfers in, budgetary transfers in and out, encumbrances, and capital lease activity as follows:

	Revenues and Other Financing Sources	Expenditures and Other Financing Uses
Per Exhibit D	$ 13,858,347	$ 14,007,546
Difference in property taxes meeting susceptible to accrual criteria	(16,381)	
Non-budgetary revenues and expenditures	(90,054)	(217,129)
Non-budgetary transfers in	(10,000)	
Budgetary transfers in and out	100,427	353,031
Encumbrances - December 31, 2018		(40,065)
Capital lease activity	(244,023)	(244,023)
Per Schedule 1	$ 13,598,316	$ 13,859,360

NOTE 2—BUDGETARY FUND BALANCE

The components of the budgetary fund balance for the General Fund at December 31, 2019 are as follows:

Nonspendable:	
Prepaid expenses	$ 17,754
Committed for:	
Carryforward appropriations	59,591
Assigned for:	
Designated to offset subsequent year appropriations	587,387
Minimum offset to subsequent year tax rate	200,000
Unassigned:	
Unassigned - General operations	5,381,708
	$ 6,246,440

NOTE 3—SCHEDULE OF CHANGES IN THE TOWN'S PROPORTIONATE SHARE OF THE NET OPEB LIABILITY AND SCHEDULE OF TOWN OPEB CONTRIBUTIONS

In accordance with GASB Statement #75, *Accounting and Financial Reporting for Postemployment Benefits Other Than Pensions*, the Town is required to disclose historical information for each of the prior ten years within a schedule of changes in the Town's proportionate share of the net OPEB liability and schedule of Town OPEB contributions. The Town implemented the provisions of GASB Statement #75 during the year ended December 31, 2018. Accordingly, the historic information has only been presented for those years which information was readily available. Additional disclosures will be made in future years as additional information becomes available.

NOTE 4—SCHEDULE OF CHANGES IN THE TOWN'S PROPORTIONATE SHARE OF THE NET PENSION LIABILITY AND SCHEDULE OF TOWN PENSION CONTRIBUTIONS

In accordance with GASB Statement #68, *Accounting and Financial Reporting for Pensions*, the Town is required to disclose historical information for each of the prior ten years within a schedule of changes in the Town's proportionate share of the net pension liability, and schedule of Town pension contributions. The Town implemented the provisions of GASB Statement #68 during the year ended December 31, 2015. Accordingly, the historic information has only been presented for those years which information was readily available. Additional disclosures will be made in future years as the information becomes available.

Changes in Actuarial Assumptions

For the June 30, 2015 actuarial valuation, the New Hampshire Retirement System reduced its assumption for the investment rate of return from 7.75% to 7.25%, decreased the price inflation from 3.0% to 2.5%, decreased the wage inflation from 3.75% to 3.25%, and decreased the salary increases from 5.8% to 5.6%. Additionally, the mortality table was changed from the RP-2000 projected to 2020 with Scale AA to the RP-2014 employee generational mortality table for males and females, adjusted for mortality improvements using Scale MP-2015.

SCHEDULE A
TOWN OF GILFORD, NEW HAMPSHIRE
Combining Balance Sheet
Governmental Funds - All Nonmajor Funds
December 31, 2019

	Special Revenue Funds	Permanent Funds	Combining Totals
ASSETS			
Cash and cash equivalents	$ 48,699	$ 71,521	$ 120,220
Investments	43,941	344,951	388,892
Taxes receivable, net	28,499		28,499
Accounts receivable, net	232,542		232,542
Special assessments	4,487		4,487
Due from other funds	1,964,441	150	1,964,591
Total Assets	2,322,609	416,622	2,739,231
DEFERRED OUTFLOWS OF RESOURCES			
Total Deferred Outflows of Resources	-	-	-
Total Assets and Deferred Outflows of Resources	$ 2,322,609	$ 416,622	$ 2,739,231
LIABILITIES			
Accounts payable	$ 65,223		$ 65,223
Due to other funds	150		150
Total Liabilities	65,373	$ -	65,373
DEFERRED INFLOWS OF RESOURCES			
Uncollected assessment revenue	4,487		4,487
Total Deferred Inflows of Resources	4,487	-	4,487
FUND BALANCES			
Nonspendable		366,131	366,131
Restricted	129,518	50,491	180,009
Committed	2,115,599		2,115,599
Assigned	7,632		7,632
Total Fund Balances	2,252,749	416,622	2,669,371
Total Liabilities, Deferred Inflows of Resources and Fund Balances	$ 2,322,609	$ 416,622	$ 2,739,231

SCHEDULE A-1
TOWN OF GILFORD, NEW HAMPSHIRE
Combining Balance Sheet
Governmental Funds - All Nonmajor Special Revenue Funds
December 31, 2019

	Library Fund	Sewer Fund	Conservation Commission Fund	Capital Cost Recovery Fund	Drug Forfeiture Fund	Rowe House Fund	Old Home Day Fund
ASSETS							
Cash and cash equivalents	$ 48,699						
Investments	43,941						
Taxes receivable, net			$ 28,499				
Accounts receivable, net		$ 197,236					
Special assessments				$ 4,487			
Due from other funds		749,582	383,385	3,900	$ 15,513	$ 207	$ 7,425
Total Assets	92,640	946,818	411,884	8,387	15,513	207	7,425
DEFERRED OUTFLOWS OF RESOURCES							
Total Deferred Outflows of Resources	-	-	-	-	-	-	-
Total Assets and Deferred Outflows of Resources	$ 92,640	$ 946,818	$ 411,884	$ 8,387	$ 15,513	$ 207	$ 7,425
LIABILITIES							
Accounts payable		$ 57,454					
Due to other funds							
Total Liabilities	$ -	57,454	$ -	$ -	$ -	$ -	$ -
DEFERRED INFLOWS OF RESOURCES							
Uncollected assessment revenue				4,487			
Total Deferred Inflows of Resources	-	-	-	4,487	-	-	-
FUND BALANCES							
Restricted	92,640				15,513		
Committed		889,364	411,884	3,900			
Assigned						207	7,425
Total Fund Balances	92,640	889,364	411,884	3,900	15,513	207	7,425
Total Liabilities, Deferred Inflows of Resources and Fund Balances	$ 92,640	$ 946,818	$ 411,884	$ 8,387	$ 15,513	$ 207	$ 7,425

(continued)

SCHEDULE A-1
TOWN OF GILFORD, NEW HAMPSHIRE
Combining Balance Sheet
Governmental Funds - All Nonmajor Special Revenue Funds
December 31, 2019
(continued)

	Recreation Fund	Donations Fund	Special Details Revolving Fund	Ambulance Revolving Fund	Cemetery Fund	Total Nonmajor Special Revenue Funds
ASSETS						
Cash and cash equivalents						$ 48,699
Investments						43,941
Taxes receivable, net						28,499
Accounts receivable, net			$ 2,365	$ 32,941		232,542
Special assessments						4,487
Due from other funds	$ 101,379	$ 21,761	119,945	510,079	$ 51,265	1,964,441
Total Assets	101,379	21,761	122,310	543,020	51,265	2,322,609
DEFERRED OUTFLOWS OF RESOURCES						
Total Deferred Outflows of Resources	-	-	-	-	-	-
Total Assets and Deferred Outflows of Resources	$ 101,379	$ 21,761	$ 122,310	$ 543,020	$ 51,265	$ 2,322,609
LIABILITIES						
Accounts payable	$ 259	$ 396		$ 7,114		$ 65,223
Due to other funds					$ 150	150
Total Liabilities	259	396	$ -	7,114	150	65,373
DEFERRED INFLOWS OF RESOURCES						
Uncollected assessment revenue						4,487
Total Deferred Inflows of Resources	-	-	-	-	-	4,487
FUND BALANCES						
Restricted		21,365				129,518
Committed	101,120		122,310	535,906	51,115	2,115,599
Assigned						7,632
Total Fund Balances	101,120	21,365	122,310	535,906	51,115	2,252,749
Total Liabilities, Deferred Inflows of Resources and Fund Balances	$ 101,379	$ 21,761	$ 122,310	$ 543,020	$ 51,265	$ 2,322,609

SCHEDULE B

TOWN OF GILFORD, NEW HAMPSHIRE

Combining Statement of Revenues, Expenditures and Changes in Fund Balances

Governmental Funds - All Nonmajor Funds

For the Year Ended December 31, 2019

	Special Revenue Funds	Permanent Funds	Combining Totals
Revenues:			
Taxes	$ 51,540		$ 51,540
Charges for services	1,325,443		1,325,443
Interest and investment income	28,629	$ 58,807	87,436
Miscellaneous	121,554	150	121,704
Total Revenues	1,527,166	58,957	1,586,123
Expenditures:			
Current operations:			
General government	983	2,698	3,681
Public safety	383,478		383,478
Sanitation	740,282		740,282
Culture and recreation	100,021		100,021
Conservation	16,875		16,875
Capital outlay	74,082		74,082
Debt service:			
Principal retirement	19,935		19,935
Interest and fiscal charges	11,463		11,463
Total Expenditures	1,347,119	2,698	1,349,817
Excess revenues over (under) expenditures	180,047	56,259	236,306
Other financing sources (uses):			
Transfers in	16,200		16,200
Transfers out	(10,000)		(10,000)
Total other financing sources (uses)	6,200	-	6,200
Net change in fund balances	186,247	56,259	242,506
Fund balances at beginning of year	2,066,502	360,363	2,426,865
Fund balances at end of year	$ 2,252,749	$ 416,622	$ 2,669,371

SCHEDULE B-1

TOWN OF GILFORD, NEW HAMPSHIRE

Combining Statement of Revenues, Expenditures and Changes in Fund Balances

Governmental Funds - All Nonmajor Special Revenue Funds

For the Year Ended December 31, 2019

	Library Fund	Sewer Fund	Conservation Commission Fund	Capital Cost Recovery Fund	Drug Forfeiture Fund	Rowe House Fund	Old Home Day Fund
Revenues:							
Taxes			$ 51,540				
Charges for services		$ 800,361					
Interest and investment income	$ 6,393		7,671		$ 321	$ 4	$ 314
Miscellaneous	33,262						21,955
Total Revenues	39,655	800,361	59,211	$ -	321	4	22,269
Expenditures:							
Current operations:							
General government							
Public safety					6,000		
Sanitation		740,282					
Culture and recreation	25,233						37,914
Conservation			16,875				
Capital outlay		14,082					
Debt service:							
Principal retirement		19,935					
Interest and fiscal charges		11,463					
Total Expenditures	25,233	785,762	16,875	-	6,000	-	37,914
Excess revenues over (under) expenditures	14,422	14,599	42,336	-	(5,679)	4	(15,645)
Other financing sources (uses):							
Transfers in							16,200
Transfers out		(10,000)					
Total other financing sources (uses)	-	(10,000)	-	-	-	-	16,200
Net change in fund balances	14,422	4,599	42,336	-	(5,679)	4	555
Fund balances at beginning of year	78,218	884,765	369,548	3,900	21,192	203	6,870
Fund balances at end of year	$ 92,640	$ 889,364	$ 411,884	$ 3,900	$ 15,513	$ 207	$ 7,425

(continued)

SCHEDULE B-1

TOWN OF GILFORD, NEW HAMPSHIRE

Combining Statement of Revenues, Expenditures and Changes in Fund Balances

Governmental Funds - All Nonmajor Special Revenue Funds

For the Year Ended December 31, 2019

(continued)

	Recreation Fund	Donations Fund	Special Details Revolving Fund	Ambulance Revolving Fund	Cemetery Fund	Total Nonmajor Special Revenue Funds
Revenues:						
Taxes						$ 51,540
Charges for services	$ 43,743		$ 333,352	$ 146,415	$ 1,572	1,325,443
Interest and investment income	1,975		1,797	9,143	1,011	28,629
Miscellaneous		$ 66,187			150	121,554
Total Revenues	45,718	66,187	335,149	155,558	2,733	1,527,166
Expenditures:						
Current operations:						
General government		983				983
Public safety		1,982	313,676	61,820		383,478
Sanitation						740,282
Culture and recreation	36,804	70				100,021
Conservation						16,875
Capital outlay		60,000				74,082
Debt service:						
Principal retirement						19,935
Interest and fiscal charges						11,463
Total Expenditures	36,804	63,035	313,676	61,820	-	1,347,119
Excess revenues over (under) expenditures	8,914	3,152	21,473	93,738	2,733	180,047
Other financing sources (uses):						
Transfers in						16,200
Transfers out						(10,000)
Total other financing sources (uses)	-	-	-	-	-	6,200
Net change in fund balances	8,914	3,152	21,473	93,738	2,733	186,247
Fund balances at beginning of year	92,206	18,213	100,837	442,168	48,382	2,066,502
Fund balances at end of year	$ 101,120	$ 21,365	$ 122,310	$ 535,906	$ 51,115	$ 2,252,749

TOWN OF GILFORD

Financial Report of the Treasurer

Fiscal Year Ending December 31, 2020

(preliminary unaudited)

GENERAL FUND

Cash on Hand 1/1/2020	$2,709,318.76
add: Total Receipts	$ 62,073,352.83
less: Selectmen's Orders Paid	($61,812,166.12)
Cash on Hand 12/31/2020	$2,970,505.47

Cash on Hand 1/1/2020	$12,475,108.36
add: Total Operating Funds Transferred In	$ 21,800,569.83
less: Total Operating Funds Transferred Out	($23,350,000.00)
Cash Investments on Hand 12/31/2020	$10,925,678.19

SEWER FUND

Cash on Hand 1/1/2020	$749,581.48
add: Total Receipts	$830,913.07
less: Selectmen's Orders Paid	($876,089.58)
Cash on Hand 12/31/2020	$704,404.97

RECREATION FUND

Cash on Hand 1/1/2020	$101,378.50
add: Total Receipts	$21,843.87
less: Selectmen's Orders Paid	($27,294.84)
Cash on Hand 12/31/2020	$95,927.53

AMBULANCE FUND

Cash on Hand 1/1/2020	$510,078.77
add: Total Receipts	$131,539.04
less: Selectmen's Orders Paid	($141,788.75)
Cash on Hand 12/31/2020	$499,829.06

CEMETERY FUND

Cash on Hand 1/1/2020	$51,265.15
add: Total Receipts	$16,404.61
less: Selectmen's Orders Paid	($4,696.72)
Cash on Hand 12/31/2020	$62,973.04

SPECIAL DETAIL FUND

Cash on Hand 1/1/2020	$119,945.35
add: Total Receipts	$86,767.58
less: Selectmen's Orders Paid	($78,067.15)
Cash on Hand 12/31/2020	$128,645.78

CONSERVATION FUND

Cash on Hand 1/1/2020	$383,385.17
add: Total Receipts	$156,662.77
less: Selectmen's Orders Paid	($269,100.00)
Cash on Hand 12/31/2020	$270,947.94

ESCROW FUND

Cash on Hand 1/1/2020	$89,621.97
add: Total Receipts	$6,723.15
less: Selectmen's Orders Paid	($3,131.82)
Cash on Hand 12/31/2020	$ 93,213.30

OLD HOME DAY FUND

Cash on Hand 1/1/2020	$7,425.26
add: Total Receipts	$8,521.31
less: Selectmen's Orders Paid	($3,958.97)
Cash on Hand 12/31/2020	$11,987.60

ROWE HOUSE FUND

Cash on Hand 1/1/2020	$207.14
add: Total Receipts	$1.94
less: Selectmen's Orders Paid	$0.00
Cash on Hand 12/31/2020	$ 209.08

DRUG FORFEITURE FUND

Cash on Hand 1/1/2020	$15,512.99
add: Total Receipts	$145.13
less: Selectmen's Orders Paid	$0.00
Cash on Hand 12/31/2020	$15,658.12

GRANTS & DONATIONS FUND

Cash on Hand 1/1/2020	$21,761.28
add: Total Receipts	$10,805.22
less: Selectmen's Orders Paid	($2,572.81)
Cash on Hand 12/31/2020	$29,993.69

SEWER CAPITAL COST FUND

Cash on Hand 1/1/2020	$3,899.94
add: Total Receipts	$0.00
less: Selectmen's Orders Paid	$0.00
Cash on Hand 12/31/2020	$3,899.94

TOWN OF GILFORD
2020 Balance Sheet
(preliminary unaudited)

	General Fund
ASSETS	
Cash and Equivalents	$2,965,303
Investments	$10,925,678
Receivables:	
Taxes	$2,881,889
Accounts	$71,872
Deferred Assessments	
Intergovernmental Receivables	
Interfund Receivables	($1,891,305)
Prepaid Items	$20,441
Total Assets	**$14,973,878**
LIABILITIES	
Accounts Payable	($133,114)
Accrued Expenses	$18,587
Intergovernmental Payable	$8,456,198
Interfund Payable	$0
Deferred Assessment Revenue	$0
Total Liabilities	$8,341,671
FUND BALANCES	
Nonspendable Fund Balance	$4,791
Assigned Fund Balance	$1,198,120
Unreserved, Undesignated	$5,220,329
Total Fund Balance	$6,423,240
Total Liabilities and Fund Balances	**$14,764,911**

Town of Gilford
Trust Funds
as of December 31, 2020

		PRINCIPAL					INCOME					Grand Total
Date of Creation	Name of Trust Fund	Balance Beginning Year	Additions/ New Funds Created	Expended During Period	Gain (Loss) on Securities	Balance End of Period	Balance Beginning Year	Income During Period	Fees During Period	Expended/ Received During Period	Balance End of Period	Principal & Income of Period
	Common Trust Fund Total	240,888.78	-	-	6,660.99	247,549.77	44,510.20	4,604.14	2,543.87	-	46,570.47	294,120.24
1968	A.B. Lincoln - Care of Lincoln Park	2,575.33	-	-	63.98	2,639.31	166.02	44.24	24.43	-	185.83	2,825.14
1968	Julia Ladd - Worthy Poor	2,856.89	-	-	132.23	2,989.12	2,807.84	91.39	49.77	-	2,849.46	5,838.58
1969	Theodate & Elliot Remick - Library	6,399.84	-	-	181.53	6,581.37	1,675.72	129.21	70.94	(300.00)	1,433.99	8,015.36
1986	Samuel & Winnifred Smith - Library	32,844.50	-	-	790.81	33,635.31	1,330.98	550.36	298.19	(300.00)	1,283.15	34,918.46
1991	Kimball Castle - Wildlife	229,677.95	-	-	6,298.78	235,976.73	40,374.68	4,354.54	2,390.18	(190.76)	42,148.28	278,125.01
1996	Daniel P. Rogers - Conservation	20,390.97	-	-	635.41	21,026.38	6,829.02	439.17	238.97	-	7,029.22	28,055.60
	Total Miscellanious Trust Funds	294,745.48	-	-	8,102.74	302,848.22	53,184.26	5,608.91	3,072.48	(790.76)	54,929.93	357,778.15
	TOTAL TRUST FUNDS	535,634.26	-	-	14,763.73	550,397.99	97,694.46	10,213.05	5,616.35	(790.76)	101,500.40	651,898.39
	Capital Reserve Funds											
1989	Fire Equipment	400,000.00	100,000.00	-		500,000.00	15,772.45	2,165.12		-	17,937.57	517,937.57
1990	Highway Equipment	4,418.69	-	-		4,418.69	11,526.70	83.07		-	11,609.77	16,028.46
2000	Business Park	6,610.19	-	-		6,610.19	1,283.89	41.10		-	1,324.99	7,935.18
2001	Special Education	150,000.00	-	-		150,000.00	42,606.68	1,003.00		-	43,609.68	193,609.68
2006	Gunstock Tank/Major Equipment	43,430.79	-	-		43,430.79	9,550.51	275.92		-	9,826.43	53,257.22
2006	Bridge Replacement Fund	248,074.77	-	(99,688.44)		148,386.33	-	1,376.84		(1,372.76)	4.08	148,390.41
2007	Building Repair Fund	41,420.06	-	(34,260.37)		7,159.69	1,379.99	222.90		(1,602.15)	0.74	7,160.43
2007	Compensation Absences Fund	27,723.96	-	-		27,723.96	2,096.18	155.28		-	2,251.46	29,975.42
2007	Sewer Maintenance Fund	180,039.33	10,000.00	-		190,039.33	297.13	943.58		-	1,240.71	191,280.04
2008	School Building Boiler Maintenance	-	-	-		-	1,136.98	5.91		-	1,142.89	1,142.89
2008	School Building Roof Maintenance	62,500.00	62,500.00	-		125,000.00	1,001.49	333.56		-	1,335.05	126,335.05
2008	Glendale Boat and Ramp Fund	50,178.45	10,000.00	(8,793.69)		51,384.76	-	263.35		(262.48)	0.87	51,385.63
2008	Water Supply Maintenance Fund	16,840.20	25,000.00	(7,075.11)		34,765.09	-	148.08		(147.79)	0.29	34,765.38
2008	Recreation Facilities Fund	48,116.01	50,000.00	(50,801.93)		47,314.08	-	284.06		(283.23)	0.83	47,314.91
2009	GAVWD Maint Fund	417,763.00	2,337.00	(5,212.32)		414,887.68	12,116.13	2,128.94		(14,043.94)	201.13	415,088.81
	LR Busniess Park II	588,150.35	58,000.00	-		646,150.35	25,684.63	3,196.56		-	28,881.19	675,031.54
	Sand Pile cover	-	-	-		-	-	-		-	-	-
	GIS Equipment & Software Fund	42,731.00	-	(19,702.74)		23,028.26	1,271.79	220.35		(1,491.67)	0.47	23,028.73
2018	School Buildings Fund	300,000.00	170,000.00	-		470,000.00	4,607.03	1,593.13		-	6,200.16	476,200.16
2018	School Bldgs Technology Infrastructure	90,000.00	40,387.00	-		130,387.00	1,833.88	479.61		-	2,313.49	132,700.49
2018	School Bldg Roof II Fund	125,247.65	-	-		125,247.65	3,412.57	669.98		-	4,082.55	129,330.20
2018	Police K9 Fund	5,800.00	2,900.00	-		8,700.00	69.35	30.58		-	99.93	8,799.93
2018	Sidewalk Fund	1,638.07	-	-		1,638.07	-	113.52		-	113.52	1,751.59
2020	DPW Building Fund	-	50,000.00			50,000.00	-				-	50,000.00
	Total Capital Reserve Funds	2,850,682.52	581,124.00	(225,534.60)	-	3,206,271.92	135,647.38	15,734.44	-	(19,204.02)	132,177.80	3,338,449.72
	Grand Total	3,386,316.78	581,124.00	(225,534.60)	14,763.73	3,756,669.91	233,341.84	25,947.49	5,616.35	(19,994.78)	233,678.20	3,990,348.11

Statement of Bonded Debt

	Recycle Center Improvements 2018 - 2027 Original Note: $950,000 *Bank of NH* 2.48%		Bean Property 2007-2022 Original Note: $980,000 *Bank of NH* 5.03%		Police Station 2015-2034 Original Note: $1,130,000 *MBBNH* 5.10%		Sewer Pump Station 2019-2048 Original Note: $624,256 *NH-DES* 2%		Total Debt	
Year	Principal	Interest	Principal	Interest	Principal	Interest	Principal	Interest	Principal	Interest
2021	$91,028	$16,423	$86,582	$7,054	$50,000	$37,440	$1,935	$11,163	$229,545	$72,080
2022	$93,339	$14,112	$91,100	$2,533	$50,000	$34,890	$1,935	$10,765	$236,374	$62,300
2023	$95,708	$11,743			$55,000	$32,340	$1,935	$10,366	$152,643	$54,449
2024	$98,109	$9,342			$55,000	$29,535	$1,935	$9,967	$155,044	$48,845
2025	$100,627	$6,824			$55,000	$26,730	$1,935	$9,569	$157,562	$43,122
2026	$103,182	$4,269			$60,000	$25,025	$1,935	$9,170	$165,117	$38,464
2027	$105,216	$1,650			$60,000	$23,165	$1,935	$8,771	$167,151	$33,587
2028					$65,000	$20,705	$1,935	$8,373	$66,935	$29,078
2029					$65,000	$18,040	$1,935	$7,974	$66,935	$26,014
2030					$70,000	$15,375	$1,935	$7,575	$71,935	$22,950
2031					$70,000	$12,505	$1,935	$7,176	$71,935	$19,681
2032					$75,000	$9,635	$1,935	$6,778	$76,935	$16,413
2033					$80,000	$6,560	$1,935	$6,379	$81,935	$12,939
2034					$80,000	$3,280	$1,935	$5,980	$81,935	$9,260
2035							$1,935	$5,582	$1,935	$5,582
2036							$1,935	$5,183	$1,935	$5,183
2037							$1,935	$4,784	$1,935	$4,784
2038							$1,935	$4,386	$1,935	$4,386
2039							$1,935	$3,987	$1,935	$3,987
2040							$1,935	$3,588	$1,935	$3,588
2041							$1,935	$3,190	$1,935	$3,190
2042							$1,935	$2,791	$1,935	$2,791
2043							$1,935	$2,392	$1,935	$2,392
2044							$1,935	$1,993	$1,935	$1,993
2045							$1,935	$1,595	$1,935	$1,595
2046							$1,935	$1,196	$1,935	$1,196
2047							$1,935	$797	$1,935	$797
2048							$19,935	$399	$19,935	$399
Total Remaining	**$687,207**	**$64,364**	**$177,682**	**$9,587**	**$890,000**	**$295,225**	**$72,180**	**$161,870**	**$1,827,069**	**$531,046**

Statement of Lease/Purchase Debt

	Fire Engine 3 years Original Note: $470,227 *Franklin SB* 3.05%		DPW F-250 years Original Note: $29,364 *Ford Credit* 4.45%		Fire Boat years Original Note: $244,023 *MBBNH* 2.75%		DPW Backhoe years Original Note: $124,477 *Franklin SB* 1.85%		Fire SCBA years Original Note: $225,705 *BofNH* 2.75%		Total Debt	
Year	Principal	Interest	Principal	Interest	Principal	Interest	Principal	Interest	Principal	Interest	Principal	Interest
2021	$ 200,000	$ 5,919	$ 6,123	$ 272	$ 48,654	$ 3,688	$ 30,190	$ 2,410	$ 33,383	$ 3,743	$ 318,350	$ 16,032
2022					$ 50,029	$ 2,314	$ 30,855	$ 1,744	$ 34,092	$ 3,034	$ 114,976	$ 7,092
2023					$ 51,441	$ 901	$ 31,426	$ 1,173	$ 34,827	$ 2,300	$ 117,694	$ 4,374
2024					$ 4,351	$ -	$ 32,006	$ 594	$ 35,573	$ 1,554	$ 71,930	$ 2,148
2025									$ 36,343	$ 783	$ 36,343	$ 783
Total Remaining	**$ 200,000**	**$ 5,919**	**$ 6,123**	**$ 272**	**$ 154,475**	**$ 6,903**	**$ 124,477**	**$ 5,921**	**$ 174,218**	**$ 11,414**	**$ 659,293**	**$ 30,429**

Gilford
Summary Inventory of Valuation

Reports Required: RSA 21-J:34 as amended, provides for certification of valuations, appropriations, estimated revenues and such other information as the Department of Revenue Administration may require upon reports prescribed for that purpose.

Note: The values and figures provided represent the detailed values that are used in the city/towns tax assessments and sworn to uphold under Oath per RSA 75:7.

For assistance please contact:
NH DRA Municipal and Property Division
(603) 230-5090
http://www.revenue.nh.gov/mun-prop/

Assessor
Marybeth Walker (Corcoran Consulting Associates, Inc.)

Municipal Officials		
Name	**Position**	**Signature**
Dale Channing Eddy	Chairman	
Gus Benavides	Vice Chairman	
J. Kevin Hayes	Clerk	

Preparers		
Name	**Phone**	**Email**
Marsha McGinley	603-527-4704	mmcginley@gilfordnh.org
Marsha McGinley	603-527-4704	mmcginley@gilfordnh.org

Preparer's Signature

Land Value Only		Acres	Valuation
1A	Current Use RSA 79-A	10,213.04	$674,000
1B	Conservation Restriction Assessment RSA 79-B	7.60	$2,430
1C	Discretionary Easements RSA 79-C	0.00	$0
1D	Discretionary Preservation Easements RSA 79-D	0.00	$0
1E	Taxation of Land Under Farm Structures RSA 79-F	0.00	$0
1F	Residential Land	5,703.87	$750,146,190
1G	Commercial/Industrial Land	1,181.94	$69,375,600
1H	**Total of Taxable Land**	**17,106.45**	**$820,198,220**
1I	Tax Exempt and Non-Taxable Land	6,374.45	$67,954,970

Buildings Value Only		Structures	Valuation
2A	Residential	0	$1,140,344,700
2B	Manufactured Housing RSA 674:31	0	$26,634,100
2C	Commercial/Industrial	0	$147,833,100
2D	Discretionary Preservation Easements RSA 79-D	0	$0
2E	Taxation of Farm Structures RSA 79-F	0	$0
2F	**Total of Taxable Buildings**	**0**	**$1,314,811,900**
2G	Tax Exempt and Non-Taxable Buildings	0	$62,077,000

Utilities & Timber		Valuation
3A	Utilities	$17,011,158
3B	Other Utilities	$0
4	Mature Wood and Timber RSA 79:5	$0
5	**Valuation before Exemption**	**$2,152,021,278**

Exemptions		Total Granted	Valuation
6	Certain Disabled Veterans RSA 72:36-a	1	$320,060
7	Improvements to Assist the Deaf RSA 72:38-b V	0	$0
8	Improvements to Assist Persons with Disabilities RSA 72:37-a	0	$0
9	School Dining/Dormitory/Kitchen Exemption RSA 72:23-IV	0	$0
10A	Non-Utility Water & Air Pollution Control Exemption RSA 72:12	0	$0
10B	Utility Water & Air Polution Control Exemption RSA 72:12-a	0	$0
11	**Modified Assessed Value of All Properties**		**$2,151,701,218**

Optional Exemptions		Amount Per	Total	Valuation
12	Blind Exemption RSA 72:37	$15,000	4	$60,000
13	Elderly Exemption RSA 72:39-a,b	$0	38	$2,154,400
14	Deaf Exemption RSA 72:38-b	$0	0	$0
15	Disabled Exemption RSA 72:37-b	$0	0	$0
16	Wood Heating Energy Systems Exemption RSA 72:70	$0	0	$0
17	Solar Energy Systems Exemption RSA 72:62	$0	0	$0
18	Wind Powered Energy Systems Exemption RSA 72:66	$0	0	$0
19	Additional School Dining/Dorm/Kitchen Exemptions RSA 72:23	$0	0	$0
19A	Electric Energy Storage Systems RSA 72:85	$0	0	$0

20	**Total Dollar Amount of Exemptions**	**$2,214,400**
21A	**Net Valuation**	**$2,149,486,818**
21B	**Less TIF Retained Value**	**$0**
21C	**Net Valuation Adjusted to Remove TIF Retained Value**	**$2,149,486,818**
21D	**Less Commercial/Industrial Construction Exemption**	**$0**
21E	**Net Valuation Adjusted to Remove TIF Retained Value and Comm/Ind Construction**	**$2,149,486,818**
22	**Less Utilities**	**$17,011,158**
23A	**Net Valuation without Utilities**	**$2,132,475,660**
23B	**Net Valuation without Utilities, Adjusted to Remove TIF Retained Value**	**$2,132,475,660**

Utility Value Appraiser

Corcoran Consulting Associates, Inc.

The municipality **DOES NOT** use DRA utility values. The municipality **IS NOT** equalized by the ratio.

Electric Company Name	Distr.	Distr. (Other)	Gen.	Trans.	Valuation
NEW HAMPSHIRE ELECTRIC COOP	$862,947				$862,947
PSNH DBA EVERSOURCE ENERGY	$15,115,864			$129,586	$15,245,450
	$15,978,811			**$129,586**	**$16,108,397**

Gas Company Name	Distr.	Distr. (Other)	Gen.	Trans.	Valuation
LIBERTY UTILITIES (ENERGYNORTH NATURAL GAS) CORP	$588,811				$588,811
	$588,811				**$588,811**

Water Company Name	Distr.	Distr. (Other)	Gen.	Trans.	Valuation
ABENAKI WATER COMPANY		$83,100			$83,100
LAKES REGION WATER COMPANY		$230,850			$230,850
		$313,950			**$313,950**

Veteran's Tax Credits	Limits	Number	Est. Tax Credits
Veterans' Tax Credit RSA 72:28	$500	405	$202,500
Surviving Spouse RSA 72:29-a	$2,000		
Tax Credit for Service-Connected Total Disability RSA 72:35	$2,000	17	$34,000
All Veterans Tax Credit RSA 72:28-b	$500	22	$11,000
Combat Service Tax Credit RSA 72:28-c			
		444	**$247,500**

Deaf & Disabled Exemption Report

Deaf Income Limits	
Single	
Married	

Deaf Asset Limits	
Single	
Married	

Disabled Income Limits	
Single	
Married	

Disabled Asset Limits	
Single	
Married	

Elderly Exemption Report

First-time Filers Granted Elderly Exemption for the Current Tax Year

Age	Number
65-74	1
75-79	1
80+	1

Total Number of Individuals Granted Elderly Exemptions for the Current Tax Year and Total Number of Exemptions Granted

Age	Number	Amount	Maximum	Total
65-74	4	$45,000	$180,000	$156,200
75-79	12	$60,000	$720,000	$614,900
80+	22	$75,000	$1,650,000	$1,383,300
	38		**$2,550,000**	**$2,154,400**

Income Limits	
Single	$25,000
Married	$35,000

Asset Limits	
Single	$90,000
Married	$90,000

Has the municipality adopted Community Tax Relief Incentive? (RSA 79-E)

Granted/Adopted? No — Structures:

Has the municipality adopted Taxation of Certain Chartered Public School Facilities? (RSA 79-H)

Granted/Adopted? No — Properties:

Has the municipality adopted Taxation of Qualifying Historic Buildings? (RSA 79-G)

Granted/Adopted? No — Properties:

Has the municipality adopted the optional commercial and industrial construction exemption? (RSA 72:76-78 or RSA 72:80-83)

Granted/Adopted? No — Properties:

Percent of assessed value attributable to new construction to be exempted:

Total Exemption Granted:

Has the municipality granted any credits under the low-income housing tax credit tax program? (RSA 75:1-a)

Granted/Adopted? No — Properties:

Assessed value prior to effective date of RSA 75:1-a:

Current Assessed Value:

Current Use RSA 79-A	Total Acres	Valuation
Farm Land	788.82	$210,420
Forest Land	7,222.77	$395,590
Forest Land with Documented Stewardship	1,952.91	$62,900
Unproductive Land	248.54	$5,090
Wet Land		
	10,213.04	**$674,000**

Other Current Use Statistics		
Total Number of Acres Receiving 20% Rec. Adjustment	**Acres:**	2,440.44
Total Number of Acres Removed from Current Use During Current Tax Year	**Acres:**	11.56
Total Number of Owners in Current Use	**Owners:**	159
Total Number of Parcels in Current Use	**Parcels:**	273

Land Use Change Tax			
Gross Monies Received for Calendar Year			$23,042
Conservation Allocation	**Percentage:** 100.00 %	**Dollar Amount:**	
Monies to Conservation Fund			$23,042
Monies to General Fund			

Conservation Restriction Assessment Report RSA 79-B	Acres	Valuation
Farm Land	7.60	$2,430
Forest Land		
Forest Land with Documented Stewardship		
Unproductive Land		
Wet Land		
	7.60	**$2,430**

Other Conservation Restriction Assessment Statistics		
Total Number of Acres Receiving 20% Rec. Adjustment	**Acres:**	2,440.44
Total Number of Acres Removed from Conservation Restriction During Current Tax Year	**Acres:**	
Owners in Conservation Restriction	**Owners:**	1
Parcels in Conservation Restriction	**Parcels:**	1

Discretionary Easements RSA 79-C	Acres	Owners	Assessed Valuation
	0.00	0	$0

Taxation of Farm Structures and Land Under Farm Structures RSA 79-F

Number Granted	Structures	Acres	Land Valuation	Structure Valuation
0	0	0.00	$0	$0

Discretionary Preservation Easements RSA 79-D

Owners	Structures	Acres	Land Valuation	Structure Valuation
0	0	0.00	$0	$0

Map	Lot	Block	%	Description
This municipality has no Discretionary Preservation Easements.				

Tax Increment Financing District	Date	Original	Unretained	Retained	Current
This municipality has no TIF districts.					

Revenues Received from Payments in Lieu of Tax	Revenue	Acres
State and Federal Forest Land, Recreational and/or land from MS-434, account 3356 and 3357	$598.00	1,322.30
White Mountain National Forest only, account 3186	$0.00	0.00

Payments in Lieu of Tax from Renewable Generation Facilities (RSA 72:74)	Amount
This municipality has not adopted RSA 72:74 or has no applicable PILT sources.	

Other Sources of Payments in Lieu of Taxes (MS-434 Account 3186)	Amount
GILFORD VILLAGE KNOLLS - II	$8,880
GUNSTOCK RECREATION AREA	$17,107
NEW ENGLAND DEACONESS/WESLEY WOODS	$6,784
WINNIPESAUKEE RIVER BASIN PROJECT	$75
	$32,846

Notes

We have performed a Statistical update for 2020. Inspections for abatements, sales inspections and permits were performed.

Gunstock Acres
Summary Inventory of Valuation

Reports Required: RSA 21-J:34 as amended, provides for certification of valuations, appropriations, estimated revenues and such other information as the Department of Revenue Administration may require upon reports prescribed for that purpose.

Note: The values and figures provided represent the detailed values that are used in the city/towns tax assessments and sworn to uphold under Oath per RSA 75:7.

For assistance please contact:
NH DRA Municipal and Property Division
(603) 230-5090
http://www.revenue.nh.gov/mun-prop/

Assessor
Marybeth Walker (Corcoran Consulting Associates, Inc.)

Preparers		
Name	**Phone**	**Email**
Marsha McGinley	603-527-4704	mmcginley@gilfordnh.org
Marsha McGinley	603-527-4704	mmcginley@gilfordnh.org

Marsha A. McGinley
Preparer's Signature

Land Value Only		Acres	Valuation
1A	Current Use RSA 79-A	86.71	$3,900
1B	Conservation Restriction Assessment RSA 79-B	0.00	$0
1C	Discretionary Easements RSA 79-C	0.00	$0
1D	Discretionary Preservation Easements RSA 79-D	0.00	$0
1E	Taxation of Land Under Farm Structures RSA 79-F	0.00	$0
1F	Residential Land	591.86	$36,767,460
1G	Commercial/Industrial Land	12.55	$624,400
1H	**Total of Taxable Land**	**691.12**	**$37,395,760**
1I	Tax Exempt and Non-Taxable Land	0.00	$0

Buildings Value Only		Structures	Valuation
2A	Residential	0	$135,974,200
2B	Manufactured Housing RSA 674:31	0	$0
2C	Commercial/Industrial	0	$1,507,800
2D	Discretionary Preservation Easements RSA 79-D	0	$0
2E	Taxation of Farm Structures RSA 79-F	0	$0
2F	**Total of Taxable Buildings**	**0**	**$137,482,000**
2G	Tax Exempt and Non-Taxable Buildings	0	$0

Utilities & Timber		Valuation
3A	Utilities	$0
3B	Other Utilities	$0
4	Mature Wood and Timber RSA 79:5	$0

5	**Valuation before Exemption**	**$174,877,760**

Exemptions		Total Granted	Valuation
6	Certain Disabled Veterans RSA 72:36-a	1	$320,060
7	Improvements to Assist the Deaf RSA 72:38-b V	0	$0
8	Improvements to Assist Persons with Disabilities RSA 72:37-a	0	$0
9	School Dining/Dormitory/Kitchen Exemption RSA 72:23-IV	0	$0
10A	Non-Utility Water & Air Pollution Control Exemption RSA 72:12	0	$0
10B	Utility Water & Air Polution Control Exemption RSA 72:12-a	0	$0

11	**Modified Assessed Value of All Properties**	**$174,557,700**

Optional Exemptions		Amount Per	Total	Valuation
12	Blind Exemption RSA 72:37	$15,000	0	$0
13	Elderly Exemption RSA 72:39-a,b	$0	0	$0
14	Deaf Exemption RSA 72:38-b	$0	0	$0
15	Disabled Exemption RSA 72:37-b	$0	0	$0
16	Wood Heating Energy Systems Exemption RSA 72:70	$0	0	$0
17	Solar Energy Systems Exemption RSA 72:62	$0	0	$0
18	Wind Powered Energy Systems Exemption RSA 72:66	$0	0	$0
19	Additional School Dining/Dorm/Kitchen Exemptions RSA 72:23	$0	0	$0
19A	Electric Energy Storage Systems RSA 72:85	$0	0	$0

20	**Total Dollar Amount of Exemptions**	**$0**
21A	**Net Valuation**	**$174,557,700**
21B	**Less TIF Retained Value**	**$0**
21C	**Net Valuation Adjusted to Remove TIF Retained Value**	**$174,557,700**
21D	**Less Commercial/Industrial Construction Exemption**	**$0**
21E	**Net Valuation Adjusted to Remove TIF Retained Value and Comm/Ind Construction**	**$174,557,700**
22	**Less Utilities**	**$0**
23A	**Net Valuation without Utilities**	**$174,557,700**
23B	**Net Valuation without Utilities, Adjusted to Remove TIF Retained Value**	**$174,557,700**

Notes

Tax Rate Breakdown
Gilford

Municipal Tax Rate Calculation			
Jurisdiction	Tax Effort	Valuation	Tax Rate
Municipal	$10,001,748	$2,149,486,818	**$4.65**
County	$2,406,652	$2,149,486,818	**$1.12**
Local Education	$15,948,573	$2,149,486,818	**$7.42**
State Education	$3,918,513	$2,132,475,660	**$1.84**
Total	**$32,275,486**		**$15.03**

Village Tax Rate Calculation			
Jurisdiction	Tax Effort	Valuation	Tax Rate
Gunstock Acres	$232,162	$174,557,700	**$1.33**
Total	**$232,162**		**$1.33**

Tax Commitment Calculation	
Total Municipal Tax Effort	$32,275,486
War Service Credits	($247,500)
Village District Tax Effort	$232,162
Total Property Tax Commitment	$32,260,148

11/18/2020

James P. Gerry
Director of Municipal and Property Division
New Hampshire Department of Revenue Administration

Appropriations and Revenues

Municipal Accounting Overview

Description	Appropriation	Revenue
Total Appropriation	$15,294,727	
Net Revenues (Not Including Fund Balance)		($5,049,020)
Fund Balance Voted Surplus		($587,387)
Fund Balance to Reduce Taxes		$0
War Service Credits	$247,500	
Special Adjustment	$0	
Actual Overlay Used	$95,928	
Net Required Local Tax Effort	**$10,001,748**	

County Apportionment

Description	Appropriation	Revenue
Net County Apportionment	$2,406,652	
Net Required County Tax Effort	**$2,406,652**	

Education

Description	Appropriation	Revenue
Net Local School Appropriations	$20,686,444	
Net Cooperative School Appropriations	$0	
Net Education Grant		($819,358)
Locally Retained State Education Tax		($3,918,513)
Net Required Local Education Tax Effort	**$15,948,573**	
State Education Tax	$3,918,513	
State Education Tax Not Retained	$0	
Net Required State Education Tax Effort	**$3,918,513**	

Valuation

Municipal (MS-1)

Description	Current Year	Prior Year
Total Assessment Valuation with Utilities	$2,149,486,818	$2,032,075,540
Total Assessment Valuation without Utilities	$2,132,475,660	$2,021,112,340
Commercial/Industrial Construction Exemption	$0	$0
Total Assessment Valuation with Utilities, Less Commercial/Industrial Construction Exemption	$2,149,486,818	$2,032,075,540

Village (MS-1V)

Description	Current Year	
Gunstock Acres	$174,557,700	

Gilford

Tax Commitment Verification

2020 Tax Commitment Verification - RSA 76:10 II	
Description	Amount
Total Property Tax Commitment	$32,260,148
1/2% Amount	$161,301
Acceptable High	$32,421,449
Acceptable Low	$32,098,847

If the amount of your total warrant varies by more than 1/2%, the MS-1 form used to calculate the tax rate might not be correct. The tax rate will need to be recalculated. Contact your assessors immediately and call us at 603.230.5090 before you issue the bills. See RSA 76:10, II

Commitment Amount	
Less amount for any applicable Tax Increment Financing Districts (TIF)	
Net amount after TIF adjustment	

Under penalties of perjury, I verify the amount above was the 2020 commitment amount on the property tax warrant.

Tax Collector/Deputy Signature:	**Date:**

Requirements for Semi-Annual Billing

Pursuant to RSA 76:15-a

76:15-a Semi-Annual Collection of Taxes in Certain Towns and Cities - I. Taxes shall be collected in the following manner in towns and cities which adopt the provisions of this section in the manner set out in RSA 76:15-b. A partial payment of the taxes assessed on April 1 in any tax year shall be computed by taking the prior year's assessed valuation times 1/2 of the previous year's tax rate; provided, however, that whenever it shall appear to the selectmen or assessors that certain individual properties have physically changed in valuation, they may use the current year's appraisal times 1/2 the previous year's tax rate to compute the partial payment.

Gilford	Total Tax Rate	Semi-Annual Tax Rate
Total 2020 Tax Rate	$15.03	$7.52
Associated Villages		
Gunstock Acres	$1.33	$0.67

Fund Balance Retention

Enterprise Funds and Current Year Bonds	**$875,117**
General Fund Operating Expenses	**$36,693,348**
Final Overlay	**$95,928**

DRA has provided a reference range of fund balance retention amounts below. Please utilize these ranges in the determination of the adequacy of your municipality's unrestricted fund balance, as currently defined in GASB Statement 54. Retention amounts, as part of the municipality's stabilization fund policy [1], should be assessed dependent upon your governments own long-term forecasts and special circumstances. Please note that current best practices published by GFOA recommend, at a minimum, that "...general purpose governments, regardless of size, maintain unrestricted fund balance in their general fund of no less than two months of regular general fund operating revenues or regular general fund operating expenditures." [2],[3]

[1] The National Advisory Council on State and Local Budgeting (NACSLB), (1998), *Framework for Improved State and Local Government Budgeting: Recommended Budget Practices (4.1)*, pg. 17.
[2] Government Finance Officers Association (GFOA), (2009), *Best Practice: Determining the Appropriate Level of Unrestricted Fund Balance in the General Fund.*
[3] Government Finance Officers Association (GFOA), (2011), *Best Practice: Replenishing General Fund Balance.*

2020 Fund Balance Retention Guidelines: Gilford	
Description	Amount
Current Amount Retained (14.67%)	**$5,381,708**
17% Retained *(Maximum Recommended)*	$6,237,869
10% Retained	$3,669,335
8% Retained	$2,935,468
5% Retained *(Minimum Recommended)*	$1,834,667

10 YEAR TAX RATE HISTORY

	2011	2012	2013	2014	2015
MUNICIPAL	$4.93	$4.93	$5.25	$4.96	$5.14
LOCAL EDUCATION	$9.35	$9.21	$8.85	$9.35	$9.00
STATE EDUCATION	$2.74	$2.69	$2.59	$2.53	$2.45
COUNTY	$1.53	$1.47	$1.47	$1.46	$1.38
TOTAL	$18.55	$18.30	$18.16	$18.30	$17.97
VALUATION	$28,227,344	$27,909,928	$27,854,271	$28,733,112	$29,291,490

	2016	2017	2018	2019	2020
MUNICIPAL	$5.34	$4.91	$5.11	$4.66	$4.65
LOCAL EDUCATION	$8.98	$8.86	$8.39	$8.11	$7.42
STATE EDUCATION	$2.30	$2.27	$2.17	$1.88	$1.84
COUNTY	$1.33	$1.22	$1.37	$1.21	$1.12
TOTAL	$17.95	$17.26	$17.04	$15.86	$15.03
VALUATION	$29,768,734	$30,262,030	$30,183,437	$32,208,107	$32,275,486

TOWN OF GILFORD
2020 Employee Wages and Benefits

Job Title	Department	Base Pay	Other Pay	Taxes & Benefits
Selectman	Elected Officials	$ 1,875.00	$ -	$ 143.43
Selectman	Elected Officials	$ 1,875.00	$ -	$ 143.43
Selectman	Elected Officials	$ 625.00	$ -	$ 47.81
Selectman	Elected Officials	$ 1,250.00	$ -	$ 95.62
Deputy Treasurer	Elected Officials	$ 600.00	$ -	$ 45.92
Treasurer	Elected Officials	$ 3,000.00	$ -	$ 229.52
Checklist Supervisor	Elected Officials	$ 1,530.63	$ -	$ 117.11
Moderator	Elected Officials	$ 1,200.00	$ -	$ 91.84
Assist Moderator / Insp of Elections	Elections	$ 555.75	$ -	$ 42.52
Checklist Supervisor	Elected Officials	$ 1,563.76	$ -	$ 119.64
Checklist Supervisor	Elected Officials	$ 1,567.38	$ -	$ 119.92
Welfare Director	Boards & Committees	$ 675.00	$ 8,840.00	$ 694.26
Executive Assistant	Town Administration	$ 59,049.40	$ 7,210.22	$ 32,743.69
Town Administrator	Town Administration	$ 111,729.11	$ 14,103.82	$ 48,601.10
Deputy TC-TC	Town Clerk - Tax Collector	$ 43,844.03	$ 997.63	$ 31,358.43
Assistant TC/TC	Town Clerk - Tax Collector	$ 35,109.19	$ -	$ 29,605.27
Assistant TC-TC	Town Clerk - Tax Collector	$ 18,926.74	$ -	$ 1,448.20
Assistant TC-TC	Town Clerk - Tax Collector	$ 16,135.82	$ 208.62	$ 1,250.27
Assistant Moderator	Elections	$ 116.38	$ -	$ 8.91
Town Clerk/Tax Collector	Town Clerk - Tax Collector	$ 70,879.82	$ 520.00	$ 36,244.78
Assistant TC-TC	Town Clerk - Tax Collector	$ 34,272.00	$ 2,749.52	$ 25,632.66
Assistant TC-TC	Town Clerk - Tax Collector	$ 17,420.30	$ -	$ 1,291.37
Ballot Clerk	Elections	$ 501.51	$ -	$ 38.35
Ballot Clerk	Elections	$ 240.50	$ -	$ 18.40
Ballot Clerk	Elections	$ 123.75	$ -	$ 9.46
Inspector of Elections-Alternate	Elections	$ 313.51	$ -	$ 23.99
Inspector of Elections	Elections	$ 242.26	$ -	$ 18.54
Ballot Clerk	Elections	$ 114.00	$ -	$ 8.72
Ballot Clerk	Elections	$ 373.13	$ -	$ 28.54
Ballot Clerk	Elections	$ 496.63	$ -	$ 37.99
Finance Director	Finance & Appraisal	$ 67,807.99	$ 2,078.09	$ 20,922.15
Finance Director	Finance & Appraisal	$ 8,697.80	$ 2,153.84	$ 2,571.79
Accounting Clerk	Finance & Appraisal	$ 10,374.76	$ -	$ 793.64
Bookkeeper	Finance & Appraisal	$ 44,643.25	$ 661.16	$ 27,134.68
Accounting Clerk	Finance & Appraisal	$ 9,450.34	$ -	$ 722.96
Assessing Technician	Finance & Appraisal	$ 56,619.20	$ 4,333.49	$ 25,711.54
Appraisal Technician	Finance & Appraisal	$ 28,039.20	$ -	$ 2,277.40
Bldg Insp/Code Enf. Officer	Planning & Land Use	$ 67,800.41	$ 13,399.93	$ 14,245.41
Planning & Land Use Director	Planning & Land Use	$ 85,323.64	$ 7,932.51	$ 26,234.33
Secretary	Planning & Land Use	$ 42,703.24	$ 210.80	$ 33,715.09
Bldg Insp/Code Enf. Officer	Planning & Land Use	$ 12,028.80	$ 165.78	$ 5,733.76
Police Officer	Police	$ 49,695.12	$ 9,544.83	$ 27,328.47
Sergeant	Police	$ 69,325.21	$ 14,977.58	$ 48,649.64
PT Police Officer	Police	$ 1,749.74	$ -	$ 25.36
Police Chief	Police	$ 93,720.14	$ 13,207.36	$ 54,255.08
Police Sargeant	Police	$ 77,573.55	$ 9,569.31	$ 51,480.97
Police Officer	Police	$ 7,948.64	$ 745.11	$ 3,670.64

TOWN OF GILFORD
2020 Employee Wages and Benefits

Job Title	Department	Base Pay	Other Pay	Taxes & Benefits
Communications Specialist	Police	$ 53,803.44	$ 12,903.82	$ 34,681.08
Communications Specialist	Police	$ 54,334.79	$ 10,311.96	$ 36,153.26
Police Officer	Police	$ 4,329.54	$ -	$ 426.36
Communications Specialist	Police	$ 52,540.16	$ 4,855.20	$ 26,180.58
Technical Assistant	Police	$ 55,250.40	$ 4,691.28	$ 29,286.05
Police Detective	Police	$ 70,916.78	$ 6,688.71	$ 46,265.45
Deputy Chief	Police	$ 91,151.14	$ 7,173.48	$ 54,204.58
Glendale Parking Enforcement	Police	$ 7,107.00	$ -	$ 543.73
Police Officer	Police	$ 55,702.02	$ 17,891.06	$ 41,079.93
PT Communication Specialist	Police	$ 1,197.00	$ -	$ 91.58
Police Officer	Police	$ 48,785.76	$ 12,159.37	$ 31,786.71
Police Sargeant	Police	$ 78,892.24	$ 19,660.78	$ 35,470.90
Lieutenant	Police	$ 81,972.45	$ 11,748.69	$ 51,368.84
Police Officer	Police	$ 52,242.85	$ 10,496.88	$ 34,797.68
Detective	Police	$ 49,860.80	$ 13,577.21	$ 28,525.69
Police Officer	Police	$ 62,423.26	$ 11,878.93	$ 46,603.65
Police Officer	Police	$ 52,778.20	$ 7,964.68	$ 32,284.70
Executive Secretary	Police	$ 55,804.00	$ 2,798.76	$ 33,307.76
Communications Specialist	Police	$ 37,953.80	$ 2,180.61	$ 16,053.90
Police Officer	Police	$ 8,033.20	$ -	$ 4,259.24
Police Sergeant	Police	$ 69,595.76	$ 22,281.98	$ 52,901.65
Glendale Parking Enforcement	Police	$ 4,601.10	$ -	$ 352.00
Patrolman 1st Class/FTO	Police	$ 68,807.88	$ 21,014.99	$ 42,021.15
Police Officer	Police	$ 44,901.36	$ 4,361.91	$ 22,629.99
PT Communications Specialist	Police	$ 1,224.00	$ -	$ 93.62
Captain / EMT-P	Fire - Rescue	$ 84,934.33	$ 31,107.19	$ 58,819.15
Fire Captain/Paramedic	Fire - Rescue	$ 89,195.23	$ 30,781.05	$ 63,470.00
Administrative Assistant	Fire - Rescue	$ 30,322.45	$ -	$ 7,706.58
Fire Lieutenant / AEMT	Fire - Rescue	$ 31,222.80	$ 5,118.77	$ 24,693.43
Fire Chief	Fire - Rescue	$ 100,899.83	$ 9,987.21	$ 53,349.08
Fire Lieutenant / AEMT	Fire - Rescue	$ 48,284.46	$ 5,449.61	$ 22,633.22
Firefighter/AEMT	Fire - Rescue	$ 65,845.75	$ 9,435.98	$ 37,051.88
Firefighter / AEMT	Fire - Rescue	$ 23,757.55	$ 639.09	$ 11,243.93
Firefighter/AEMT	Fire - Rescue	$ 44,354.02	$ 4,470.49	$ 22,560.68
Firefighter-II/EMT-I	Fire - Rescue	$ 10,790.64	$ 4,967.55	$ 9,293.87
Firefighter/AEMT	Fire - Rescue	$ 39,509.82	$ 5,871.74	$ 23,705.40
Firefighter/EMT1	Fire - Rescue	$ 46,348.93	$ 3,575.81	$ 38,784.83
Firefighter/EMT-I	Fire - Rescue	$ 46,536.92	$ 1,837.33	$ 38,360.59
Fire Lieutenant/EMT-I	Fire - Rescue	$ 68,537.70	$ 15,731.04	$ 30,304.65
Firefighter/EMT-I	Fire - Rescue	$ 59,181.86	$ 6,111.26	$ 43,782.26
Deputy Fire Chief/EMT- I/Health Officer	Fire - Rescue	$ 87,750.98	$ 3,229.44	$ 40,125.86
Firefighter/Paramedic	Fire - Rescue	$ 48,230.53	$ 1,939.28	$ 32,167.26
Firefighter / AEMT	Fire - Rescue	$ 2,284.38	$ -	$ 720.48
Firefighter/EMT-Paramedic	Fire - Rescue	$ 47,826.49	$ 2,364.73	$ 25,573.56
Firefighter / AEMT	Fire - Rescue	$ 43,588.19	$ 3,962.67	$ 23,633.72
Call Firefighter	Fire - Rescue	$ 456.50	$ -	$ 35.36
Call FF/EMT-B	Fire - Rescue	$ 664.43	$ 585.00	$ 190.64
Call FF-II/EMT-I	Fire - Rescue	$ 14.74	$ -	$ 32.82

TOWN OF GILFORD
2020 Employee Wages and Benefits

Job Title	Department	Base Pay	Other Pay	Taxes & Benefits
Call Firefighter	Fire - Rescue	$ 521.04	$ -	$ 71.55
Call FF/EMT	Fire - Rescue	$ 60.09	$ -	$ 4.60
Call EMT-I	Fire - Rescue	$ 899.91	$ -	$ 163.93
Call Firefighter	Fire - Rescue	$ 294.93	$ -	$ 22.55
Firefighter/AEMT	Fire - Rescue	$ 24,513.80	$ 2,549.54	$ 12,647.19
Call EMT	Fire - Rescue	$ 290.39	$ -	$ 22.23
Call Firefighter	Fire - Rescue	$ 1,621.41	$ -	$ 155.73
Call FF	Fire - Rescue	$ 513.31	$ -	$ 70.99
Call Firefighter / AEMT	Fire - Rescue	$ 60.38	$ -	$ 4.62
Call Firefighter	Fire - Rescue	$ -	$ -	$ 31.70
Call Firefighter / AEMT	Fire - Rescue	$ 1,777.25	$ -	$ 135.96
Call EMT-P	Fire - Rescue	$ 2,473.12	$ -	$ 284.29
Call Firefighter	Fire - Rescue	$ 1,345.56	$ -	$ 134.63
Temporary Full Time	Fire - Rescue	$ 1,088.59	$ -	$ 83.27
Call FF-Driver/Operator	Fire - Rescue	$ 2,278.64	$ -	$ 206.03
Call Firefighter	Fire - Rescue	$ 277.21	$ -	$ 52.90
Call Firefighter	Fire - Rescue	$ 63.25	$ -	$ 4.84
Call FF/Driver	Fire - Rescue	$ 677.88	$ -	$ 83.53
Secretary	Public Works Admin.	$ 31,053.25	$ 810.21	$ 14,894.33
Director of Public Works	Public Works Admin.	$ 90,508.00	$ 2,340.16	$ 41,986.99
Library Custodian	Buildings & Grounds	$ 17,650.96	$ -	$ 1,350.08
Glendale Parking Enforcement	Police	$ 11.50	$ -	$ 0.88
Custodian	Buildings & Grounds	$ 40,822.15	$ 2,056.04	$ 16,611.47
Custodian	Buildings & Grounds	$ 18,575.84	$ -	$ 1,421.22
Seasonal Laborer	Buildings & Grounds	$ 5,558.00	$ 10.50	$ 426.03
Bldgs & Grnds Superintendent	Buildings & Grounds	$ 52,445.38	$ 12,111.57	$ 16,133.18
Laborer	Highway	$ 38,504.80	$ 6,842.20	$ 25,240.60
Laborer	Highway	$ 39,160.96	$ 5,832.46	$ 33,869.65
Truck Driver	Highway	$ 27,923.68	$ 2,808.61	$ 11,048.82
Mechanic	Highway	$ 59,170.59	$ 5,499.76	$ 28,288.08
Equipment Operator	Highway	$ 52,325.02	$ 8,184.48	$ 36,874.02
Highway Laborer	Highway	$ 40,686.72	$ 5,643.34	$ 18,361.24
Truck Driver	Highway	$ 28,055.23	$ 2,045.60	$ 18,141.98
Truck Driver	Highway	$ 1,491.20	$ 389.56	$ 574.17
Solid Waste Attendant II	Solid Waste	$ 41,833.38	$ 7,753.16	$ 27,803.48
Head Mechanic	Highway - Vehicle Maint.	$ 1,177.20	$ -	$ 221.55
Police Officer	Police	$ 24,288.00	$ 2,169.00	$ 18,606.53
Truck Driver	Highway	$ -	$ 1,000.00	$ 76.50
Truck Driver	Highway	$ 7,934.75	$ 1,077.39	$ 3,811.91
Truck Driver	Highway	$ 48,608.24	$ 4,329.92	$ 35,259.44
Mechanic	Highway	$ 49,737.62	$ 4,261.07	$ 35,463.31
Truck Driver	Highway	$ 6,367.02	$ 2,288.98	$ 3,055.99
Laborer	Highway	$ 15,687.20	$ 2,103.91	$ 4,499.23
Laborer	Highway	$ 27,955.66	$ 2,447.09	$ 21,266.73
SW Attendant II	Solid Waste	$ 32,936.01	$ 7,179.55	$ 11,303.61
Highway Superintendent	Highway	$ 54,462.83	$ 12,959.86	$ 38,173.85
Operations Manager	Public Works Admin.	$ 63,388.26	$ 8,974.37	$ 36,753.17
Equipment Operator	Highway	$ 176.00	$ 1,023.00	$ 225.66

TOWN OF GILFORD
2020 Employee Wages and Benefits

Job Title	Department	Base Pay	Other Pay	Taxes & Benefits
Truck Driver	Highway	$ 5,007.68	$ 1,533.35	$ 2,610.07
PT Solid Waste Attendant	Solid Waste	$ 6,360.94	$ -	$ 486.65
SWC Superintendent	Solid Waste	$ 52,136.00	$ 1,826.27	$ 32,872.80
Solid Waste Attendant II	Solid Waste	$ 31,679.35	$ 1,371.85	$ 9,902.91
Solid Waste Attendant 1	Solid Waste	$ 18,247.73	$ 1,576.30	$ 4,899.70
Sewer System Technician	Sewer Department	$ 50,294.83	$ 3,597.72	$ 27,154.07
Groundskeeper	Cemeteries	$ 9,093.00	$ -	$ 695.62
Parks & Rec. Director	Parks & Recreation	$ 60,890.88	$ 4,468.77	$ 21,629.55
P&R Program Assistant	Parks & Recreation	$ 856.90	$ -	$ 65.54
Program Assistant	Parks & Recreation	$ 17,828.36	$ 401.63	$ 1,394.59
Program Assistant	Parks & Recreation	$ 216.58	$ -	$ 16.57
Lifeguard	Parks & Recreation	$ 4,600.45	$ -	$ 351.94
Director - Community Band	Parks & Recreation	$ -	$ 360.00	$ 27.54
Ice Rink Maintenance	Parks & Recreation	$ 270.76	$ -	$ 20.71
Lifeguard	Parks & Recreation	$ 4,748.25	$ -	$ 363.24
Ice Rink Maintenance	Parks & Recreation	$ 730.03	$ -	$ 55.87
Ice Rink Maintenance	Parks & Recreation	$ 787.20	$ -	$ 60.21
Maintenance	Parks & Recreation	$ 5,604.61	$ -	$ 428.74
Lifeguard / WSI	Parks & Recreation	$ 3,758.09	$ -	$ 287.51
Lifeguard	Parks & Recreation	$ 5,450.53	$ -	$ 416.97
Lifeguard	Parks & Recreation	$ 4,400.39	$ -	$ 336.62
Lifeguard	Parks & Recreation	$ 3,717.40	$ -	$ 284.39
Gatekeeper	Parks & Recreation	$ 3,305.28	$ -	$ 252.85
Lifeguard	Parks & Recreation	$ 3,552.25	$ -	$ 271.75
Lifeguard	Parks & Recreation	$ 4,621.50	$ -	$ 353.53
Gatekeeper	Parks & Recreation	$ 2,571.51	$ -	$ 196.71
Lifeguard	Parks & Recreation	$ 4,482.63	$ -	$ 342.92
Lifeguard	Parks & Recreation	$ 3,671.39	$ -	$ 280.86
Seasonal Maintenance	Parks & Recreation	$ 9,018.15	$ 261.07	$ 709.89
Lifeguard/WSI	Parks & Recreation	$ 4,186.93	$ -	$ 320.30
Lifeguard	Parks & Recreation	$ 4,827.84	$ -	$ 369.32
Ice Rink Maintenance	Parks & Recreation	$ 1,045.01	$ -	$ 79.98
Lifeguard / WSI	Parks & Recreation	$ 3,940.63	$ -	$ 301.49
Beach Manager	Parks & Recreation	$ 5,804.16	$ -	$ 444.03
Library Director	Library	$ 83,719.61	$ 5,502.47	$ 34,785.43
Library Assistant - Technical	Library	$ 17,750.28	$ -	$ 1,357.84
PT Library Assist - Irregular	Library	$ 2,766.94	$ -	$ 211.73
Library Assist - Tech Services	Library	$ 5,272.12	$ -	$ 403.32
Young Adult Librarian	Library	$ 10,156.80	$ -	$ 6,033.79
Assistant Librarian	Library	$ 41,187.22	$ 843.76	$ 24,825.16
Library Assist - Children's	Library	$ 5,624.19	$ -	$ 430.21
Children's Librarian	Library	$ 37,170.23	$ -	$ 19,870.98
Library Assistant	Library	$ 206.55	$ -	$ 15.81
Substitute Librarian	Library	$ 285.00	$ -	$ 21.81

TOWN OF GILFORD
2020 VENDOR PAYMENT REPORT

Vendor Name	Amount
1ST ATTACK ENGINEERING INC	$ 14,076.50
4IMPRINT	$ 367.05
AAA POLICE SUPPLY	$ 8,593.00
AARON ALPERT	$ 1,461.25
ABATEMENT 2020	$ 85,190.25
ABENAKI WATER COMPANY	$ 696.54
ACCUFUND INC	$ 3,947.50
ACTIVE911, INC	$ -
ADMIRAL PROPERTY MANAGEMENT	$ 118.75
ADVANCED ELECTRONIC DESIGN INC	$ 7,435.61
ADVANTAGE KIDS	$ 300.00
AFLAC	$ 19,191.76
AFSCME COUNCIL 93	$ 5,144.13
AIM FILTRATION SYSTEMS	$ 244.32
AIR & SPACE SMITHSONIAN	$ 29.00
AIR CLEANING SPECIALISTS OF NE	$ 1,253.48
AIRGAS USA, LLC	$ 516.76
AJ CAMERON'S SOD FARMS INC.	$ 2,250.00
AKERLEY, WILLIAM R.	$ 7,445.80
ALL BRITE CLEANING & RESTORATION	$ 25,720.85
ALL SEASONS EQUIPMENT INC	$ 41,964.00
ALLEGIANT CARE	$ 149,863.00
Allen, Everett	$ 518.40
ALPERT, AARON	$ 2,082.50
AMAZON	$ 10,710.48
AMERICAN HISTORY	$ 26.95
AMERICAN LIBRARY ASSOCIATION	$ 675.00
AMERICAN PATCHWORK & QUILTING	$ 24.97
AMERICAN PLANNING ASSOCIATION	$ 571.00
AMERICAN PUBLIC WORKS ASSOC	$ 260.00
AMERICAN SOCIETY OF COMPOSERS, AUTHORS & PUBLISHERS	$ 363.00
AMERICAN TEST CENTER	$ 380.00
AMERICAN THREADWORKS INC	$ 362.20
ANCO SIGNS & STAMPS INC	$ 144.00
Andrade, David R	$ 117.62
ANHPEHRA	$ 15.00
APPLETREE NURSERY LLC	$ 429.00
APPLIED MAINTENANCE SUPPLIES & SOLUTIONS	$ 3,672.24
ARAMARK	$ 295.34
ARROW EQUIPMENT INC	$ 5,234.00
ARSL	$ 49.00
ASCE -AMERICAN SOCIETY OF CIVIL ENGINEERS	$ 270.00
AT&T Mobility	$ 1,591.87
ATCO INTERNATIONAL	$ 230.00
ATLANTIC	$ 1,836.30
ATLANTIC BROADBAND	$ 5,220.49
ATLANTIC RECYCLING EQUIPMENT LLC	$ 4,679.08
ATLAS PYROVISION ENTERTAINMENT GROUP, INC	$ 8,000.00
ATS EQUIPMENT INC	$ 2,843.75
AUDIOFILE	$ 19.95
AXON ENTERPRISE INC	$ 27,188.40
BAKER & TAYLOR	$ 24,689.22
BANK OF NEW HAMPSHIRE	$ 252,586.08
Barrett Jr, Martin E	$ 60.00
BATTERIES PLUS BULBS	$ 37.80
BDS WASTE DISPOSAL INC	$ 3,721.00
BEAN, HARRY H	$ 375.00
BELKNAP COUNTY CONSERVATION DISTRICT	$ 2.00
BELKNAP COUNTY REGISTRY OF DEEDS	$ 871.80
BELKNAP COUNTY TREASURER	$ 2,406,652.00
BELKNAP LANDSCAPE CO INC	$ 38,377.50
BELKNAP TIRE & AUTO REPAIR, LLC	$ 2,967.92
BEN'S UNIFORMS	$ 11,923.00
BENEDICT JACOB/ NEWSCHOOL	$ 500.00
Bennett, Marek	$ 350.00
BERGERON PROTECTIVE CLOTHING	$ 10,224.19
Bertocchi Jr, David A	$ -
BESSIE'S STORY LLC	$ 100.00
BEST SEPTIC SERVICE	$ 3,910.00
BIBLIONIX	$ 4,332.00
BICKFORD, SALLY	$ 704.00
BLAKE AND SON GENERAL CONTRACTOR LLC	$ 250.00
BLUM, SHAPIRO & CO, PC	$ 1,616.00
BODY COVERS LLC	$ 5,511.75
Boisvert, Garett J	$ 479.04
BOOKLIST	$ 169.50
BOOKPAGE	$ 354.00
BOOTLEGGER'S FOOTWEAR CENTERS	$ 1,405.39
BOUCHER LANDSCAPING LLC	$ 12,849.98
BOULIA-GORRELL LUMBER CO INC	$ 19.81
BOUND TREE MEDICAL, LLC	$ 19,154.20
Bovill, Angela A	$ 475.00
BOW AUTO PARTS	$ 800.00
BRILL, TODD	$ 120.00
BRITTAIN PLUMBING & MECHANICAL SERV, LLC	$ 4,822.35
BRODART CO	$ 920.47
BRYANT, JASON W.	$ 247.50
BUCKLE, MATTHEW	$ 75.00
Burbank, Holly A	$ 75.00
BUSBY CONSTRUCTION CO INC	$ 41,925.00
BUSINESS MANAGEMENT SYSTEM INC	$ 6,856.97
CANON SOLUTIONS AMERICA	$ 568.02
CANTIN CHEVROLET INC	$ 499.88
CARDMEMBER SERVICE	$ 86,286.25
Carlisle, Kevin W	$ 297.49
CAROSELLI PAINTING INC	$ 24,800.00
Carrier, Stephen M	$ 462.00
CARTOGRAPHIC ASSOCIATES INC	$ 9,005.00
CATHCART CONSTRUCTION	$ 5,554.43
CBH LANDSCAPE CONTRACTORS	$ 475.00
CENTRAL NH VNA & HOSPICE	$ 23,500.00
CENTRAL PAPER PRODUCTS CO	$ 19,438.30
CENTURION TECHNOLOGIES	$ 120.00
CERTIFIED LABORATORIES	$ 2,148.24
CHADWICK-BAROSS	$ 8,857.93
CHAIN SAW DOCTOR, LLC	$ 1,706.25
CHAPPELL TRACTOR SALES INC	$ 4,330.75
CHIPPERS, INC.	$ 19,200.50
CINTAS CORPORATION	$ 5,978.10
CLEAR CHOICE MD	$ 2,401.00
COHEN STEEL SUPPLY INC	$ 3,380.03
COLD RIVER BRIDGES, LLC	$ 694,280.17
Collaborative Summer Library Program	$ 216.65
COLONIAL FORD INC	$ 62,337.20
COMMUNITY ACTION PROGRAM	$ 10,000.00
COMPUTER PROJECTS OF ILLINOIS, INC	$ 180.00
CONCORD MONITOR	$ 109.00
CONSOLIDATED COMMUNICATIONS	$ 15,907.38
CONSOLIDATED ELECTRICAL DISTRIBUTORS, INC	$ 286.18
CONTINENTAL PAVING INC	$ 189.25
CONVENIENTMD LLC	$ 1,415.00
CONWAY OFFICE SOLUTIONS	$ 5,347.13
COP SHIELD USA CORP	$ 975.00
CORCORAN CONSULTING ASSOC INC	$ 140,587.56
COTTRELL, RAELYN M.	$ 3,000.00
COUNTRY PRESS INC	$ 4,635.27
COUSINEAUS INC.	$ 9,000.00
CRABTREE PUBLISHING COMPANY	$ 114.89
Craver, Karen E	$ 30.94
CROWN TROPHY	$ 1,151.16
Crumb, Michelle L	$ 56.24
CUMMINS SALES AND SERVICE	$ 2,048.98
Cutter, Timothy S	$ 424.94
DANIELS ELECTRIC CORP	$ 1,430.00
DANIELS EQUIPMENT CO INC	$ 314.00
DAVE'S MOTORBOAT SHOPPE LLC	$ 40.00

TOWN OF GILFORD
2020 VENDOR PAYMENT REPORT

Vendor Name	Amount
DeCarli, Dion J	$ 236.24
DEL R GILBERT & SON BLOCK CO	$ 285.69
DELL MARKETING LP	$ 2,989.65
DEMCO	$ 3,988.71
Denver, Michael R	$ 77.97
DESORCIE EMERGENCY PRODUCTS LLC	$ 2,467.73
DIG SAFE SYSTEM INC	$ 665.00
DIGITAL INK PRINTING	$ 2,668.68
DONAHUE, TUCKER & CIANDELLA, PLLC	$ 6,190.94
DONOVAN SPRING & EQUIPMENT CO INC	$ 2,812.05
DOWN EAST	$ 34.00
Drew, Dustin M	$ 132.40
DRIVERS LICENSE GUIDE CO	$ 29.95
Dunn, Scott J	$ 488.16
DYNA-VAC EQUIPMENT INC	$ 494.00
E.J. PRESCOTT INC.	$ 24,941.77
EASTERN ANALYTICAL, INC	$ 420.00
EASTERN BOATS	$ 4,703.90
EASTERN PIPE SERVICE LLC	$ 16,000.00
EASTERN WEAR PARTS	$ 2,904.46
ELIFEGUARD, INC	$ 135.38
ELLIS MUSIC COMPANY	$ 951.00
EMERGENCY REPORTING	$ 3,965.00
ENE SYSTEMS OF NH, INC	$ 2,045.14
ENGRAVING AWARDS & GIFTS	$ 1,975.82
ESRI INC	$ 1,000.00
EVERSOURCE	$ 117,096.21
EVERSOURCE(w)	$ 717.03
EXACOM INC	$ 2,351.05
FARO Technologies, Inc	$ 1,633.50
FASTENAL COMPANY	$ 4,321.97
FELIX SEPTIC SERVICE INC	$ 900.00
FINGER LAKES	$ 1,782.55
FIRE ENGINEERING	$ 64.00
FIREMATIC SUPPLY CO INC	$ 5,397.31
FIRST ARRIVING, LLC	$ 399.00
FIRST FINANCIAL RESOURCES INC	$ 197.53
FIRST STUDENT INC	$ 150.00
FISHER AUTO PARTS	$ 14,576.12
FL MERRILL CONSTRUCTION INC.	$ 29,479.00
FOOD & WINE	$ 37.00
FORD CREDIT	$ 6,395.00
Ford, Elroy B	$ 275.93
FOREST LAND IMPROVEMENT	$ 1,625.00
FORMAX, A DIVISION OF BESCORP, INC	$ 6,092.00
Franklin Savings Bank	$ 48,623.24
FRANKLIN, CITY OF	$ 175.00
FREIGHTLINER OF NH, INC	$ 340.77
FRIENDS OF THE GILFORD PUBLIC LIBRARY	$ 250.00
FUN EXPRESS, LLC	$ 315.00
FW WEBB CO	$ 459.45
GALLAGHER CONSTRUCTION LLC	$ 536.75
Gallow Technologies	$ 1,000.00
GATOR INC	$ 2,430.25
GEMFORMS/PRINT GRAPHICS OF ME	$ 603.65
GETTY SHINE MOBILE DETAILING LLC	$ 274.00
GILFORD GOT LUNCH	$ 1,875.00
GILFORD HOME CENTER	$ 4,302.46
GILFORD PUBLIC LIBRARY	$ 5,012.74
GILFORD SCHOOL DISTRICT	$ 20,167,617.00
GILFORD TRUE VALUE	$ 1,220.24
GILFORD TRUSTEES OF TRUST FUNDS	$ 336,287.00
GILFORD WELL COMPANY INC	$ 2,564.30
GLENDALE COVE ASSOCIATION	$ 20,000.00
GMI Asphalt, LLC	$ 9,395.03
GODBOUT ENTERPRISES	$ 562.32
GRAINGER	$ 3,815.06
GRANITE GROUP	$ 13.09
GRANITE STATE EMS, LLC	$ 1,700.00
GRANITE STATE GLASS	$ 5,027.00
GRANITE STATE MINERALS INC	$ 17,007.65
GREASEBUSTERS FIRE PROTECTION	$ 250.00
GREEN INSURANCE ASSOCIATES	$ 4,910.00
Greene, Herbert M	$ 739.45
GRENIER, MICHAEL R.	$ 1,120.00
GUARDIAN TRACKING, LLC	$ 1,236.00
GUNSTOCK MTN RESORT	$ 22.00
Haas, Harrison W	$ 97.51
HABER, ZEV	$ 75.00
HAMPSHIRE FIRE PROTECTION CO LLC	$ 2,040.00
HAMPSTEAD STAGE COMPANY	$ 375.00
Hart, Sandra B	$ 46.58
HEALTH TRUST, INC	$ 1,300,275.79
HELEN SARGENT TRUST	$ 375.00
HENRY SCHEIN	$ 421.82
HENRY'S DRY CLEANERS, INC	$ 935.14
HILL, DOUGLAS P	$ 200.00
HILLSBORO FORD INC	$ 69,147.00
HILLYARD - NEW ENGLAND	$ 521.04
HOME LIFE INC	$ 25.00
HOP SALES & SERVICE	$ 283.54
Horan, Kim M	$ 65.44
HOUSE ON THE HILL CUSTOM CREATIONS	$ 3,835.58
HOWARD ENTERPRISES	$ 1,280.00
HOWARD P FAIRFIELD LLC	$ 81,260.32
HUBBARD CONSULTING LLC	$ 4,000.00
HUTCHINS ELECTRIC INC	$ 15,020.15
HYSLOP & ASSOC	$ 200.00
IAFC MEMBERSHIP	$ 280.00
ICMA RETIREMENT TRUST - 457	$ 111,775.10
IMPERIAL BAG & PAPER CO. LLC	$ 255.41
IMTEK	$ 1,772.02
INDUSTRIAL PROTECTION SERVICES	$ 2,205.19
INGRAM LIBRARY SERVICES	$ 5,089.02
INNOVATIVE SURFACE SOLUTIONS	$ 7,076.17
INTERNATIONAL CODE COUNCIL INC	$ 145.00
INTERVALE RENTALS	$ 550.00
INTERWARE DEVELOPMENT CO INC	$ 6,899.05
INTERWEAVE KNITS	$ 27.95
INVASIVE WEED CONTROL,LLC	$ 800.00
IPMA HR	$ 397.00
IRVING ENERGY DISTRIBUTION & MARKETING	$ 16,208.04
IRWIN MOTORS INC	$ 10,286.72
Jacques, Christopher M	$ 456.09
Jensen, Susan M	$ 15.99
JF MCDERMOTT CORP	$ 755.50
JOANN STORES LLC	$ 900.00
JOHN L CARTER SPRINKLER CO INC	$ 200.00
Johnson, Timothy	$ 449.95
JORDAN EQUIPMENT COMPANY	$ 5,249.18
JORDAN LUMBER	$ 15,620.00
JP PEST SERVICES	$ 5,020.40
JW PEPPER & SON INC	$ 212.34
KANOPY INC	$ 418.00
KASLO, LLC D/B/A	$ 1,644.50
KIEFER AQUATICS	$ 559.28
KING OF KLEAN LLC	$ 1,260.00
King, Susan M	$ 139.73
KOFILE PRESERVATION, INC	$ 2,920.00
LAACKE & JOYS CO	$ 346.00
LACASSE FLOOR COVERING	$ 10,252.50
LACONIA COUNTRY CLUB	$ 1,000.00
LACONIA MONUMENT CO	$ 900.00
LACONIA TRUSTWORTHY HARDWARE	$ 1,313.11
LACONIA WATER DEPT	$ 33,078.09
LACONIA, CITY OF	$ 55,791.09

TOWN OF GILFORD
2020 VENDOR PAYMENT REPORT

Vendor Name	Amount
LaFond, Danielle	$ 76.68
LAKE LIFE SERVICES	$ 7,712.40
LAKE SHORE PARK ASSOC	$ 600.00
LAKE SIDE ANIMAL HOSPITAL OF TILTON	$ 648.25
LAKE WINNIPESAUKEE ASSOCIATION	$ 2,000.00
LAKES REGION FENCE	$ 525.00
LAKES REGION FIRE APPARATUS	$ 4,362.47
LAKES REGION MENTAL HEALTH CENTER	$ 21,000.00
LAKES REGION MUTUAL FIRE AID	$ 91,429.88
LAKES REGION NEWS CLUB INC	$ 7,004.25
LAKES REGION PLANNING COMM	$ 23,590.50
LAKES REGION PUBLIC ACCESS TV	$ 17,003.25
LAKES REGION SCHOLARSHIP FOUNDATION	$ 2,285.32
LAKES REGION STRIPING CO	$ 3,280.00
LAURENT OVERHEAD DOOR SYSTEMS INC	$ 2,195.92
LEAF	$ 6,859.36
LEARNED, JUDITH	$ 226.00
LHS ASSOCIATES INC	$ 7,371.75
LIBERTY INTERNATIONAL TRUCKS	$ 50.64
LIBRARY JOURNAL	$ 240.18
LIFE SUPPORT SYSTEMS	$ 1,279.10
LIFESAVERS, INC	$ 257.40
LOOKOUT BOOKS	$ 289.08
LOU ATHANAS YOUTH BASKETBALL LEAGUE	$ 300.00
LOWE'S	$ 17,040.79
LRGHEALTHCARE (2)	$ 10,649.73
MACLEAN, WILLIAM	$ 58.68
Madon, Jeffrey H	$ 159.99
MAILFINANCE	$ 839.91
MAILINGS UNLIMITED	$ 16,164.78
Mailloux, Curtis P	$ 50.00
MAINE OXY	$ 2,746.40
MAINSTAY TECHNOLOGIES, LLC	$ 126,244.14
MANCHESTER HARLEY-DAVIDSON	$ 3,975.75
Mann, Stephen D	$ 25.00
MARCOTTE, ROBERT A.	$ 4,199.73
MARCOUX, GLEN	$ 400.00
MARSARS WATER RESCUE SYSTEMS	$ 747.24
MARTINEZ ROAD CONSTRUCTION INC	$ 10,000.00
MASTERMAN'S, LLP	$ 1,235.59
MATTHEW BENDER & CO, INC	$ 2,077.18
MB TRACTOR & EQUIPMENT	$ 18,442.73
MCCT INC	$ 4,005.74
MCDEVITT TRUCKS INC	$ 5,193.51
MEKULA REPORTING SERVICES, LLC	$ 1,174.25
MELVIN VILLAGE MARINE	$ 2,905.73
MEREDITH PLACE VETERINARY EMERGENCY	$ 165.50
MICHAEL MOORE	$ 725.00
MIDWEST TAPE	$ 3,227.69
MILLER ENGINEERING & TESTING, INC.	$ 1,155.00
MITCHELL MUNICIPAL GROUP PA	$ 14,699.35
MONADNOCK AREA TRANSITIONAL SHELTER	$ 320.00
Mooney, Scott M	$ 38.58
MORTON SALT INC	$ 96,925.77
MOTION PICTURE LICENSING CORP	$ 119.11
MOTOROLA SOLUTIONS, INC	$ 11,579.67
MSC INDUSTRIAL SUPPLY CO	$ 284.56
MUNICIPAL MANAGEMENT ASSOC OF NH	$ 160.00
MUNICIPAL RESOURCES, INC	$ 9,040.00
NATHAN J. BABCOCK SCHOLARSHIP	$ 2,785.33
NCSI	$ 1,100.00
NE SKI MUSEUM	$ 100.00
NEDIAFC	$ -
NEEDHAM ELECTRIC SUPPLY CORP	$ 56.70
NEEDHAM ELECTRIC SUPPLY LLC	$ 17.61
Neenah Foundry Co Municipal	$ 10,395.00
NELCO	$ 611.82
NEOFUNDS	$ 3,000.00
NEW BEGINNINGS	$ 2,660.00
NEW ENGLAND RECREATION GROUP INC	$ 47,088.00
NEW ENGLAND REGIONAL COMMAND COLLEGE	$ 795.00
NEW ENGLAND STATE POLICE INFORMATION NETWORK	$ 100.00
New England Trauma Services, LLC	$ 75.00
NEW HAMPSHIRE CPR LLC	$ 4,897.99
NEW HAMPSHIRE THE BEAUTIFUL	$ 1,300.00
NEW PIG CORPORATION	$ 651.72
NEW YORK LIFE	$ 20,037.56
NFPA	$ 1,345.50
NH ASSOC OF ASSESSING OFFICIAL	$ 20.00
NH ASSOC OF CHIEFS OF POLICE INC	$ 175.00
NH ASSOC OF CONSERVATION COMM	$ 525.00
NH ASSOC OF FIRE CHIEFS	$ 85.00
NH ASSOC OF NATURAL RESOURCE SCIENTISTS	$ 85.00
NH BUILDING OFFICIALS ASSOC	$ 75.00
NH CEMETERY ASSOCIATION	$ 210.00
NH CITY & TOWN CLERKS ASSOC	$ 40.00
NH EZPASS CUST SERVICE CENTER	$ 14.30
NH HEALTH OFFICERS ASSOCIATION	$ 45.00
NH HUMANE SOCIETY	$ 7,000.00
NH HYDRAULICS INC	$ 2,090.00
NH JUVENILE POLICE OFFICERS ASSOC	$ 25.00
NH LAKES	$ 1,000.00
NH LIBRARY ASSOCIATION	$ 245.00
NH LIBRARY TRUSTEES ASSOC	$ 150.00
NH MUNICIPAL ASSOCIATION	$ 10,011.00
NH MUNICIPAL BOND BANK	$ 84,735.00
NH PRESERVATION ALLIANCE	$ 50.00
NH RETIREMENT #1111	$ 1,445,957.67
NH SECRETARY OF STATE OF NH	$ 150.00
NH STATE CRIMINAL RECORDS	$ 25.00
NH STATE DEPT OF AGRICULTURE	$ 3,659.00
NH STATE DEPT OF ENVIRONMENTAL SVC	$ 638,989.91
NH STATE DEPT OF HEALTH & HUMAN SVC	$ 1,440.00
NH STATE DEPT OF LABOR	$ 550.00
NH STATE DEPT OF MOTOR VEHICLES	$ 15.00
NH STATE DEPT OF SAFETY	$ 3,177.50
NH STATE DEPT OF STATE	$ 150.00
NH STATE DEPT OF TRANSPORTATION	$ 85,475.49
NH STATE FIREMEN'S ASSOC	$ 1,148.00
NH STATE VITAL RECORDS	$ 4,237.00
NH TAX COLLECTORS ASSOC	$ 40.00
NHGFOA	$ 85.00
NHLA	$ 180.00
NIX LAW OFFICE	$ 3,000.00
NO LIMITS MOTORSPORTS LLC	$ 92.98
NOREGON SYSTEMS, INC	$ 999.00
North American Safety, Inc	$ 1,037.62
NORTH COAST SERVICES LLC	$ 13,102.67
NORTH EAST TIRE SERVICE, INC	$ 28,920.51
NORTHEAST MOBILE UNDERCOATING	$ 450.00
NORTHEAST RECORD RETENTION LLC	$ 743.70
NORTHEAST RESOURCE RECOVERY	$ 682.91
NORTHEAST SECURITY AGENCY	$ 6,494.00
NORTHEAST WATER & WASTEWATER TRAINING ASSOC., INC.	$ 1,080.00
NORTHERN TOOL & EQUIPMENT	$ 511.90
NORTHLAND INDUSTRIAL TRUCK CO, INC	$ 56,500.00
Noyes, Jeffrey	$ 160.00
NRich, Inc	$ 2,600.00
NUTTER ENTERPRISES, INC	$ 5,640.31
Ober, Bradley A	$ 70.22
Oliver, James F	$ 71.98
ON-THE-LINE INC	$ 17,907.80
OSSIPEE MTN ELECTRONICS INC	$ 104,039.63
OVERDRIVE, INC.	$ 3,375.06
OVERHEAD DOOR COMPANY	$ 11,044.00
OWLSTAMP VISUAL SOLUTIONS	$ 60.30

TOWN OF GILFORD
2020 VENDOR PAYMENT REPORT

Vendor Name	Amount
PAC-VAN INC	$ 7,497.50
PAQUETTE SIGN CO LLC	$ 1,760.00
PARENT CARPENTRY LLC	$ 15,706.99
PARK STREET FOUNDATION	$ 4,325.00
PARTS BARN INC	$ 7,611.00
PARTSMASTER	$ 133.81
PEOPLE MAGAZINE	$ 108.26
PERMA-LINE CORP OF NE	$ 6,151.50
PETTY CASH	$ 639.84
PHOENIX PRECAST PRODUCTS	$ 8,433.40
PIKE INDUSTRIES, INC	$ 8,724.02
PINARD WASTE SYSTEMS CO INC	$ 106,019.00
PINE STATE ELEVATOR CO	$ 2,747.14
PIONEER MANUFACTURING COMPANY	$ 382.00
PIPE CONNECTIONS LLC	$ 368.80
POWER EAGLE	$ 5,645.00
POWERPLAN	$ 430.74
PRESCOTT'S FLORIST	$ 130.00
PREVENTION MAGAZINE	$ 39.97
PRIMEX	$ 320,888.00
PRO POINT RESTORATION LLC	$ 8,000.00
PRUDENTIAL INS CO OF AMERICA	$ 115.38
PUBLISHERS WEEKLY	$ 149.99
PUCKETT HEATING AND A & C	$ 5,000.00
PUGLIESE, ANDREW	$ 600.00
QUADIENT FINANCE USA, INC	$ 12,000.00
QUADIENT LEASING USA, INC	$ 2,519.73
QUANTUM CONSTRUCTION CONSULTANTS LLC	$ 1,620.00
QUICK MED CLAIMS	$ 19,554.03
QUILL CORPORATION	$ 3,211.64
READER'S DIGEST	$ 27.98
READY EQUIPMENT	$ 9,189.00
REAL SIMPLE	$ 22.00
RED RIVER SOLUTIONS LLC	$ 11,480.14
REDIMIX COMPANIES, INC.	$ 800.00
REFUND 2020	$ 26,600.31
Remick, Kim Sara I	$ 37.96
Renaissance Acres, LLC	$ 3,000.00
RJ THOMAS MFG CO INC	$ 966.00
Rola, Justin J	$ 400.45
ROOFTOP CONSTRUCTION LLC	$ 1,495.00
Rouse, Lance A	$ 300.00
ROYCO DISTRIBUTORS, INC	$ 5,681.70
RUSSELL AUTO INC	$ 97.50
RYMES PROPANE & OIL	$ 2,257.78
S & S WORLDWIDE INC	$ 598.30
SAFARILAND, LLC	$ 599.00
SAFETY-KLEEN SYSTEMS INC	$ 3,640.18
SALMON PRESS LLC	$ 1,129.20
SANDERS SEARCHES LLC	$ 687.00
SANEL AUTO PARTS	$ 6,344.25
SANTANDER BANK, N.A.	$ 103,639.48
SARGENT FAMILY TRUST	$ 375.00
SCHADLER, CHRIS	$ 225.00
SCHERR, ALBERT	$ 100.00
SCHOOL LIBRARY JOURNAL	$ 89.00
SEACOAST BUSINESS MACHINES	$ 1,472.50
SENSUS USA	$ 1,949.94
SHARE CORPORATION	$ 1,875.09
SKY & TELESCOPE	$ 54.95
SNOW, KRISTIN	$ 65.00
SOCIETY FOR THE PROTECTION OF NH FORESTS	$ 100.00
SOS TECH LLC	$ 7,291.00
SOUTHWORTH-MILTON INC	$ 8,837.48
SPARTAN MECHANICAL	$ 23,056.33
ST. FRANCIS - ACTIVITY FUND	$ 25.00
STAFFORD OIL CO INC	$ 349.90
STANTEC CONSULTING SERVICES INC	$ 104,514.72
STAPLES CREDIT PLAN	$ 178.97
STEPHEN NIX TRUST ACCT	$ 265,000.00
Stevens, Tessa L	$ 569.24
STOP STICK LTD	$ 1,784.00
STRAND BOOK STORE	$ 1,075.50
STRYKER MEDICAL	$ 34,965.50
SUGARLOAF AMBULANCE/RESCUE VEHICLES	$ 5,566.40
SWANSON, ANNA	$ 190.00
TEAMSTERS LOCAL 633 OF NH	$ 7,744.00
TED HEMLIN	$ 5,957.00
TEGRA EQUIPMENT INC	$ 438.36
TELEFLEX LLC	$ 1,061.00
THE EZ STREET COMPANY	$ 868.00
THE LIBBY MUSEUM RESTORATION FUND	$ 85.00
THE NEW YORKER	$ 89.99
THE POLICE CHAPLAIN PROGRAM	$ 195.00
THERIAULT, MEGHAN	$ 187.49
Theriault, Meghan E	$ 89.98
Thomas, Mark P	$ 175.60
THOMSON REUTERS - WEST	$ 306.73
TILTON-NORTHFIELD PFF	$ 90.00
TIME	$ 79.50
TMDE CALIBRATION LABS, INC	$ 765.00
TOTAL SECURITY, INC	$ 1,938.00
Tousignant, Daniel B	$ 9.88
Town Clerk - Tax Collector	$ 110.00
TRACINGS GRAPHICS	$ 1,516.50
TRACKER SOFTWARE CORP	$ 1,350.00
TREASURER - STATE OF NEW HAMPSHIRE	$ 550.00
TRITECH SOFTWARE SYSTEMS	$ 11,984.50
TRUCK TRENDS	$ 896.00
TURFPRO	$ 283.00
TYLER TECHNOLOGIES INC	$ 11,595.00
ULINE	$ 130.78
UNITED DIVERS INC	$ 223.75
UNITED SITE SERVICES	$ 768.06
US IDENTIFICATION MANUAL	$ 82.50
US TENNIS ASSOC.	$ 35.00
VACHON CLUKAY & CO PC	$ 20,750.00
VACMAN & BOBBIN	$ 113.96
VALLEY BLADES LIMITED	$ 5,538.00
VANASSE HANGEN BRUSTLIN INC	$ 3,024.00
VANGUARD ID SYSTEMS	$ 574.34
VERIZON WIRELESS	$ 1,496.38
VH BLACKINTON CO., INC.	$ 12.00
W.B. MASON	$ 30,059.07
WALMART COMMUNITY/GEMB	$ 1,849.21
WASTE MGMT OF NEW HAMPTON NH	$ 32,557.58
WATER INDUSTRIES INC	$ 34,929.08
Weeks Jr, Roger M	$ 79.98
WEX BANK	$ 8,461.86
WHEELABRATOR TECHNOLOGIES	$ 65,694.19
WHITE BIRCH ARMORY	$ 1,750.00
WILLIAM J. JAMIESON, PHD	$ 2,125.00
Wilson, Bryna C	$ 450.00
Wilson, Emmett O	$ 200.00
WINNIPESAUKEE DRUG CONSORTIUM SERVICES LLC	$ 1,796.00
WINNISQUAM PRINTING & COPYING	$ 2,417.94
WOLCOTT CONSTRUCTION INC	$ 1,707,806.06
WOOD	$ 29.99
WTSmedia VSG Inc	$ 439.00
Zogopoulos, Brandon M	$ 20.00
ZOLL MEDICAL CORP GPO	$ 39,731.72
Zwicker, Roxie	$ 185.00

TOWN OF GILFORD
SUMMARY OF LEGAL FEES
2020

Atlantic Broadband	$3,692
Brien v. Town	$2,883
Comcast Franchise	$281
Consolidated Communications	$19
General Gov't	$3,586
Gosselin v. Town	$941
Gov's Island Assoc v. Town	$1,447
Kologik Capital v. In Force Technology	$567
Planning Office	$742
Personnel Matters	$827
Sullivan v. Town	$4,010
Town v. Marden	$2,540
TOTAL LEGAL EXPENSES:	$21,533

TOWN OF GILFORD
2020 Schedule of Town Properties

Map-Lot	Street Address	DESCRIPTION		Value
201-034-000	LAKE SHORE RD		$	220
201-035-000	LAKE SHORE RD		$	520
203-145-000	36 SLEEPER HILL RD		$	66,840
203-152-000	ELDERBERRY DR		$	600
203-269-000	36 STONE RD	STONEWALL PARK	$	64,600
204-001-000	GILFORD AVE		$	230
204-003-000	GILFORD AVE	CONSERVATION	$	248,200
204-003-001	277 HOUNSELL AVE	LAKES BUSINESS PARK	$	126,600
204-003-002	277 HOUNSELL AVE	LAKES BUSINESS PARK	$	127,000
204-003-003	295 HOUNSELL AVE	LAKES BUSINESS PARK	$	117,900
204-003-004	315 HOUNSELL AVE	LAKES BUSINESS PARK	$	117,600
204-003-005	333 HOUNSELL AVE	LAKES BUSINESS PARK	$	131,200
204-003-010	391 HOUNSELL AVE	LAKES BUSINESS PARK	$	299,000
204-003-017	288 HOUNSELL AVE	LAKES BUSINESS PARK	$	116,100
204-003-018	282 HOUNSELL AVE	LAKES BUSINESS PARK	$	127,800
204-016-000	LACONIA LINE		$	200
204-017-000	LACONIA LINE		$	160
208-003-000	130 SWAIN RD	CONSERVATION	$	94,100
208-005-000	COTTON HILL RD	CONSERVATION	$	3,500
208-032-001	COTTON HILL RD	CEMETERY	$	450
209-009-000	COTTON HILL RD	GREEN SPACE	$	6,820
210-007-010	LIBERTY HILL RD	CEMETERY	$	800
210-031-000	172 LIBERTY HILL RD		$	58,620
210-033-000	SALTMARSH POND RD	BOAT ACCESS	$	63,510
213-009-000	LISCOMB CIR		$	1,200
213-044-000	OLD LAKESHORE RD	CEMETERY	$	80,300
214-001-010	1500 LAKE SHORE RD		$	23,900
214-010-001	WATERFORD PL	CONSERVATION	$	8,000
215-025-000	111 RECYCLE WAY	TOWN RECYCLING CENTER	$	612,400
216-105-000	WEIRS RD	CEMETERY	$	66,900
223-413-002	31 HARRIS SHORE RD	CONSERVATION	$	117,400
223-413-003	39 HARRIS SHORE RD	CONSERVATION	$	54,800
223-417-000	40 VARNEY POINT RD	TOWN ICE RINK / TOWN BEACH	$	3,977,700
223-500-000	VARNEY POINT RD		$	4,000
224-018-000	263 INTERVALE RD	SCHOOL DISTRICT	$	910,500
224-018-100	293 INTERVALE RD	SCHOOL DISTRICT	$	184,200
224-033-000	186 INTERVALE RD		$	6,500
225-028-000	CHERRY VALLEY RD	GREEN SPACE	$	2,920
226-030-100	SCHOOLHOUSE HILL RD	OLD SCHOOLHOUSE LOT	$	220
226-031-002	34 CHERRY VALLEY RD		$	89,050
226-031-003	48 CHERRY VALLEY RD		$	90,600

TOWN OF GILFORD
2020 Schedule of Town Properties

Map-Lot	Street Address	DESCRIPTION		Value
226-031-004	56 CHERRY VALLEY RD		$	78,600
226-031-005	62 CHERRY VALLEY RD		$	93,550
226-048-000	174 POTTER HILL RD		$	205,550
226-048-100	109 CHERRY VALLEY RD		$	105,100
226-054-000	47 CHERRY VALLEY RD	TOWN OFFICES	$	3,448,800
226-055-000	2 BELKNAP MTN RD	SCHOOL DISTRICT	$	491,900
226-078-000	31 POTTER HILL RD	TOWN LIBRARY	$	2,372,900
227-008-100	KNOLLWOOD DR	GREEN SPACE	$	3,630
227-008-300	KNOLLWOOD DR	GREEN SPACE	$	2,640
227-013-000	ALVAH WILSON RD		$	191,000
227-113-000	GOODWIN RD		$	200
227-116-000	15 GOODWIN RD		$	72,750
227-124-000	ALVAH WILSON RD	SCHOOL DISTRICT	$	95,300
227-125-000	ALVAH WILSON RD	SCHOOL DISTRICT	$	157,400
227-126-000	27 BELKNAP MTN RD	VILLAGE FIELD	$	385,700
227-127-000	72 ALVAH WILSON RD	SCHOOL DISTRICT	$	19,836,300
227-132-000	76 BELKNAP MTN RD	SCHOOL DISTRICT	$	5,279,200
227-132-001	OFF BELKNAP MTN RD		$	1,766,100
227-132-002	88 BELKNAP MTN RD		$	352,900
227-133-000	BELKNAP MTN RD	CEMETERY	$	56,200
227-159-000	48 HEDGEWOOD CIR	CONSERVATION	$	18,370
228-005-000	HOYT RD	CEMETERY	$	4,200
228-010-000	SALTMARSH POND RD		$	33,100
228-016-110	HOYT RD	GREEN SPACE	$	62,180
228-031-000	DORIS DR		$	800
228-079-000	HOYT RD	CEMETERY	$	5,400
229-031-000	SHERWOOD FOREST DR	GREEN SPACE	$	6,100
229-037-000	IRISH SETTER LN	GREEN SPACE	$	7,230
232-002-000	DURRELL MTN RD		$	136,300
234-001-000	DURRELL MTN RD		$	205,100
236-020-000	560 BELKNAP MTN RD	CONSERVATION	$	100,870
237-002-000	BELKNAP MTN RD		$	341,180
237-007-000	366 BELKNAP MTN RD	CONSERVATION	$	358,540
240-007-000	ORCHARD DR		$	2,860
240-030-000	10 GUILD CIR		$	7,320
242-183-000	33 DOCK RD	TOWN DOCKS / BOAT LAUNCH AREA	$	722,000
242-186-100	OFF DOCK RD	SHED	$	1,100
242-197-000	GLENDALE PL		$	451,900
242-212-000	BELKNAP POINT RD		$	1,172,500
242-369-000	LAKE SHORE RD	REST AREA	$	26,900
242-371-100	2355 LAKE SHORE RD		$	746,410

TOWN OF GILFORD
2020 Schedule of Town Properties

Map-Lot	Street Address	DESCRIPTION		Value
252-050-000	LAKE SHORE RD		$	132,000
253-328-000	62 RIVER RD		$	35,000
254-010-000	39 CHALET DR		$	30,940
254-019-000	58 CHALET DR		$	29,720
256-007-000	40 BICKFORD RD	CONSERVATION	$	38,640
258-002-000	NEAR ROUND POND		$	399,900
263-040-000	OFF GRANT RD	CEMETERY	$	1,170
263-057-000	VALLEY DR	GREEN SPACE	$	9,830
263-062-000	VALLEY DR	GREEN SPACE	$	11,520
263-066-000	VALLEY DR	GREEN SPACE	$	2,780
266-106-000	LAKE SHORE RD	CEMETERY	$	1,600
266-121-000	RILEY RD		$	860
267-257-000	LAKE SHORE RD		$	1,950
267-260-000	LAKE SHORE RD	CEMETERY	$	500
271-009-000	GLIDDEN RD		$	600
272-005-000	CLOUGH RD		$	46,000
			$	**48,152,250**

Annual Report

Of the

School District

GILFORD
New Hampshire

For the year ending
December 31, 2020

OFFICERS OF THE
GILFORD SCHOOL DISTRICT

Moderator
Sandra McGonagle

Clerk
Kimberly Zyla Salanitro

Treasurer
Sue Jensen

Auditors
Plodzik & Sanderson

SCHOOL BOARD

Chris McDonough, Chair	Term Expires 2021
Gretchen Gandini, Vice-Chair	Term Expires 2022
Jeanin Onos, Secretary	Term Expires 2021
Karen Thurston	Term Expires 2022
Kyle Sanborn	Term Expires 2023

SUPERINTENDENT OF SCHOOLS
Kirk Beitler

BUSINESS ADMINISTRATOR
Amie Leigh

Regular meetings of the School Board
First Monday of Each Month
6:00 P.M. – Gilford High School

2020 Deliberative Session Minutes

Gilford School District
Deliberative Session
"First Session"
February 4, 2020

At 7:02 p.m. Sandra McGonagle, School District Moderator, opened the Deliberative Session. The Moderator led the Pledge of Allegiance. There were approximately 39 voters in attendance. Sandra McGonagle thanked Scott Piddington and then introduced the officials: Chris McDonough, School Board Chair; Gretchen Gandini, Vice-Chair; Jeanin Onos, School Board Clerk; Rae Mello-Andrews, School Board member; Karen Thurston, School Board member; Gordon Graham, Attorney for the SAU; Sean Murphy, Budget Committee Chair; Kimberly Zyla Salanitro, School District Clerk.

The Moderator acknowledged the Gilford Budget Committee Members in attendance and introduced the Supervisors of the Checklist, Mary Villaume, Miriam York and Irene Lachance. The Moderator introduced the members of the Budget Committee.

The Moderator introduced Kirk Beitler, Superintendent of Schools. Superintendent Beitler introduced the administrative team: Scott Isabelle, Business Administrator; Peter Sawyer, Principal of Gilford Middle School; Anthony Sperazzo, Principal of Gilford High School; Danielle Bolduc, Principal of Gilford Elementary School; Tim Goggin, Assistant Principal at Gilford High School; Sean Walsh, Assistant Principal for K-8 and Gilford Middle School; Esther Kennedy, Director of Student Services; Brenda McGee, Technology Coordinator and Ken Mulleavey, Supervisor of Buildings and Grounds.

The Moderator explained the ground rules for the meeting.

ARTICLE I Election of Officers

To choose the following school district officers:

School District Moderator	1-Year Term
School District Clerk	1-Year Term
School District Treasurer	1-Year Term
School Board Member	3-Year Term

Superintendent Kirk Beitler presented a PowerPoint on the 2020-2021 budget proposal.

ARTICLE II General Budget Funds

Shall the Gilford School District raise and appropriate as an operating budget, not including appropriations by special warrant articles and other appropriations voted separately, the amounts set forth on the budget posted with the warrant or as amended by vote of the first session, for the purposes set forth therein, totaling $26,440,987? Should this article be defeated, the default budget shall be $25,576,745, which is the same as last year, with certain adjustments required by previous action of the Gilford School District or by law; or the governing body may hold one special meeting, in accordance with RSA 40:13, X and XVI, to take up the issue of a revised operating budget only. (Majority vote is required)

Recommended by the School Board 5-0 Recommended by the Budget Committee 10-0

There was no discussion. The Moderator stated that Article II will appear on the ballot.

ARTICLE III Multi-Year Agreement

Shall the School District vote to approve the cost items included in the collective bargaining agreement reached between the Gilford School District and the Gilford Education Association which calls for the following increases in salaries and benefits at the current staffing levels paid over those in the prior fiscal year:

Year	Estimated Increases
2020-2021	$279,447
2021-2022	$256,034
2022-2023	$278,896

And further to raise and appropriate the sum of $279,447 for the 2020-2021 fiscal year, such sum representing the additional costs attributed to the increase in salary and benefits required by the new agreement over those that would be paid at the current staff levels? (Majority vote required)
Recommended by School Board 5-0 Recommended by Budget Committee 10-1

There was no discussion. The Moderator stated that Article III will appear on the ballot.

Article IV Authorization for Special Meeting on Cost Items

Shall the school district, if {WARRANT ARTICLE #3} is defeated, authorize the governing body to call one special meeting, at its option, to address {WARRANT ARTICLE #3} cost items only? (Majority vote is required)
Recommended by School Board 5-0 Recommended by Budget Committee 11-1

There was no discussion. The Moderator stated that Article IV will appear on the ballot.

Article V School Buildings and Maintenance Capital Reserve Fund

Shall the school district vote to raise and appropriate the sum of up to One Hundred Fifty Thousand Dollars {$150,000} to be added to the school buildings maintenance and improvement capital reserve fund established in 2017, this sum to come from June 30 unrestricted fund balance (surplus) available for transfer on July 1 of this year?

(The next intended project is the renovation of the 1974 Gilford High School locker room project for the cost of $870,000 in 2022-2023. The current balance is $302,860) (Majority vote is required)
Recommended by School Board 5-0 Recommended by Budget Committee 10-0

Dale Chan Eddy inquired if the asbestos mitigation was also taken into account. Superintendent Beitler reply in the affirmative.

There being no further discussion, the Moderator stated that Article V will appear on the ballot.

Article VI School Buildings Roof Maintenance Capital Reserve Fund

Shall the school district vote to raise and appropriate the sum of up to Sixty Two Thousand Five Hundred Dollars {$62,500} to be added to the school buildings roof maintenance capital reserve fund established in 2017, this sum to come from June 30 unrestricted fund balance available (surplus) available for transfer on July 1 of this year?

(The next intended project is the Gilford Elementary and High School roofing projects for the cost of $800,000 in 2023-2024 and 2024-2025. The current balance is $189,873) (Majority vote required)

Recommended by School Board 5-0 Recommended by Budget Committee 10-0

There was no discussion. The Moderator stated that Article VI will appear on the ballot.

Article VII School Buildings Technology Infrastructure Capital

Shall the school district vote to raise and appropriate the sum of up to Thirty Thousand Dollars {$30,000) to be added to the school buildings technology infrastructure capital reserve fund established in 2017, this sum to come from June 30 unrestricted fund balance (surplus) available for transfer on July 1 of this year?

(The next intended project is the Gilford School District wireless infrastructure project for the cost of $182,000 in 2021-2022. The current balance is $91,175) (Majority vote is required)

Recommended by School Board 5-0 Recommended by Budget Committee 10-0

Dale Chan Eddy asked if this included a network upgrade. Brenda McGee responded that yes, it does include new fiber in the buildings.

There being no further discussion, the Moderator stated that Article VII will appear on the ballot.

Moderator McGonagle explained that there was a scrivener's error and the correct date in Article VIII is June 30, 2035. The corrected date will appear on the ballot.

Article VIII **Authorized Regional Enrollment Plan Agreement**

Shall the School District amend and update the existing Authorized Regional Enrollment Plan Agreement with the Gilmanton School District to comply with current education laws, to include a more precise formula for calculating per student tuition and capital costs, as well as to make other necessary improvements, and further shall it renew the amended Agreement for a term of twelve (12) years, three and a half (3 ½) months to allow for the continued education of Gilmanton's high school students at Gilford High School until June 20, 2035 in accordance with the proposed Plan Agreement on file with the School District Clerk?
(Majority vote required)

Recommended by School Board 5-0

There was no discussion. The Moderator stated that Article VIII will appear on the ballot.

Article IX Citizen Petition – Gilford High and Middle School Artificial Turf Field

To see if the School District will vote to raise and appropriate the sum of Sixty Two Thousand Eight Hundred and Eighty Three Dollars ($62,883) to hire an engineer and architect to develop conceptual plans, engineering plans, and cost estimates for the construction of a multi-sport,

artificial turf field and associated supporting buildings and structures at the current Gilford High and Middle School athletic complex in order to determine project viability and accurate project cost. (Majority vote required)

Not Recommended by School Board 4-1 Not Recommended by Budget Committee 11-0

Chris McDonough voiced his intent to submit an amendment to the warrant article. Mr. McDonough stated that it is important for a project of this magnitude to have full support of the school board. Mr. McDonough also stated that this is not the end of this but rather a reset to look at funding mechanism and gather full support of the school board as he feels this project would add a great deal to the community.

Chris McDonough made a motion to amendment the article as follows:

To see if the School District will vote to raise and appropriate the sum of Zero Dollars ($0.00) to hire an engineer and architect to develop conceptual plans, engineering plans, and cost estimates for the construction of a multi-sport, artificial turf field and associated supporting buildings and structures at the current Gilford High and Middle School athletic complex in order to determine project viability and accurate project cost

Gretchen Gandini seconded the motion. Ms. Gandini thanked Chris McDonough and stated she personally supports the efforts but feels we need to do it as a community.

Mike Normandin spoke in favor of the article stating the benefit to the community and ask what the opposition was from the school board. Chris McDonough responded by saying it was the funding mechanism and he may look for private money.

Discussion ensued about donations from banks and corporations. The Gilford School Board does have a policy in place regarding donations and they are accepted.

Gretchen Gandini stated the objection was much like Superintendent said in his presentation. The budget is based on the Capital Improvement Plan which also helps Gilmanton plan for coming years. This proposal had not been discussed with Gilmanton.

Chris Harris inquired if it the article can still be voted on. Chris McDonough responded that the article has no meaning as the amendment kills the question.

Kristen Snow questioned if the recommendation from the Budget Committee would stand. Superintendent Beitler explained that Budget Committee was meeting after the Deliberative session and can take action. The school board was scheduled to meet as well. If no action was taken, the recommendations would remain the same.

At 7:52 p.m., there being no further business to come before the meeting, the Moderator asked for a motion to adjourn the meeting to March 10, 2020. The motion was made by Johan Anderson and seconded by Sean Murphy. It was a unanimous vote.

Respectfully submitted,

Kimberly Zyla Salanitro
School District Clerk

GILFORD SCHOOL DISTRICT, NEW HAMPSHIRE

Gilford School District
Deliberative Session
"Second Session" Election Results
March 10, 2020

SCHOOL BOARD

Kyle Sanborn	**603 Elected**
Amber LaTorre	579

SCHOOL DISTRICT CLERK
Kimberly Zyla Salanitro 1019 Elected

SCHOOL DISTRICT MODERATOR
Sandra T. McGonagle 1090 Elected

SCHOOL DISTRICT TREASURER
Susan Jensen 1022 Elected

ARTICLE II General Budget Funds

Shall the Gilford School District raise and appropriate as an operating budget, not including appropriations by special warrant articles and other appropriations voted separately, the amounts set forth on the budget posted with the warrant or as amended by vote of the first session, for the purposes set forth therein, totaling $26,440,987? Should this article be defeated, the default budget shall be $25,576,745, which is the same as last year, with certain adjustments required by previous action of the Gilford School District or by law; or the governing body may hold one special meeting, in accordance with RSA 40:13, X and XVI, to take up the issue of a revised operating budget only. (Majority vote is required)
Recommended by the School Board 5-0 Recommended by the Budget Committee 10-0

802 Yes
408 No

ARTICLE III Multi-Year Agreement

Shall the School District vote to approve the cost items included in the collective bargaining agreement reached between the Gilford School District and the Gilford Education Association, which calls for the following increases in salaries and benefits at the current staffing levels paid over those in the prior fiscal year:

Year	Estimated Increases
2020-2021	$279,447
2021-2022	$256,034
2022-2023	$278,896

And further to raise and appropriate the sum of $279,447 for the 2020-2021 fiscal year, such sum representing the additional costs attributed to the increase in salary and benefits required by the new agreement over those that would be paid at the current staff levels? (Majority vote required)
Recommended by School Board 5-0 Recommended by Budget Committee 10-1
817 Yes
397 No

Article IV Authorization for Special Meeting on Cost Items

Shall the school district, if {WARRANT ARTICLE #3} is defeated, authorize the governing body to call one special meeting, at its option, to address {WARRANT ARTICLE #3} cost items only? (Majority vote is required)
Recommended by School Board 5-0 Recommended by Budget Committee 11-1

860 Yes
345 No

Article V School Buildings and Maintenance Capital Reserve Fund

Shall the school district vote to raise and appropriate the sum of up to One Hundred Fifty Thousand Dollars {$150,000} to be added to the school buildings maintenance and improvement capital reserve fund established in 2017, this sum to come from June 30 unrestricted fund balance (surplus) available for transfer on July 1 of this year?

(The next intended project is the renovation of the 1974 Gilford High School locker room project for the cost of $870,000 in 2022-2023. The current balance is $302,860) (Majority vote is required) Recommended by School Board 5-0 Recommended by Budget Committee 10-0

967 Yes
235 No

Article VI School Buildings Roof Maintenance Capital Reserve Fund

Shall the school district vote to raise and appropriate the sum of up to Sixty Two Thousand Five Hundred Dollars {$62,500} to be added to the school buildings roof maintenance capital reserve fund established in 2017, this sum to come from June 30 unrestricted fund balance available (surplus) available for transfer on July 1 of this year?
(The next intended project is the Gilford Elementary and High School roofing projects for the cost of $800,000 in 2023-2024 and 2024-2025. The current balance is $189,873) (Majority vote required) Recommended by School Board 5-0 Recommended by Budget Committee 10-0

1031 Yes
171 No
Article VII School Buildings Technology Infrastructure Capital

Shall the school district vote to raise and appropriate the sum of up to Thirty Thousand Dollars {$30,000) to be added to the school buildings technology infrastructure capital reserve fund established in 2017, this sum to come from June 30 unrestricted fund balance (surplus) available for transfer on July 1 of this year?

(The next intended project is the Gilford School District wireless infrastructure project for the cost of $182,000 in 2021-2022. The current balance is $91,175) (Majority vote is required)
Recommended by School Board 5-0 Recommended by Budget Committee 10-0

995 Yes
209 No

Article VIII **Authorized Regional Enrollment Plan Agreement**

Shall the School District amend and update the existing Authorized Regional Enrollment Plan Agreement with the Gilmanton School District to comply with current education laws, to include a more precise formula for calculating per student tuition and capital costs, as well as to make other necessary improvements, and further shall it renew the amended Agreement for a term of twelve (12) years, three and a half (3 ½) months to allow for the continued education of Gilmanton's high school students at Gilford High School until June 20, 2035 in accordance with the proposed Plan Agreement on file with the School District Clerk?
(Majority vote required)

980 Yes
223 No

Article IX Citizen Petition – Gilford High and Middle School Artificial Turf Field
To see if the School District will vote to raise and appropriate the sum of Zero Dollars ($0.00) to hire an engineer and architect to develop conceptual plans, engineering plans, and cost estimates for the construction of a multi-sport, artificial turf field and associated supporting buildings and structures at the current Gilford High and Middle School athletic complex in order to determine project viability and accurate project cost. (Majority vote required)
Not Recommended by the School Board 4-1 Not Recommended by Budget Committee 9-0

398 Yes
791 No

Respectfully submitted,

Kimberly Zyla Salanitro
School District Clerk

2020 Report of the Gilford School Board Chair

To the Residents of the Town of Gilford,

It is with great pleasure that I submit to you my report as Chairman of the Gilford School Board. As I wrap up my second year as Chair, I continue to be both pleased and proud of the commitment of the Gilford community to the important work of educating our learners. Gilford is a town that clearly believes in a strong educational system and how important that system is to the success of our community.

I would like to take a moment and thank the Gilford community for their support of our schools. There are many volunteers that help support the Gilford School Districts mission *to provide an innovative education, creating pathways to success for all learners.* In all three of our schools we are fortunate to have volunteers help with academics, performing arts, athletics and creating engaging opportunities for families in the evening or on the weekend. Thank you for your tireless work.

The March 2020 vote saw Gilford voters elect School District Treasurer, Sue Jensen, School District Moderator, Sandra McGonagle and School District Clerk, Kim Salanitro. Kyle Sanborn was newly elected to the Gilford School Board in 2020 for a three year term. I would like to thank these community members for their commitment to the Gilford schools. The voters also approved the Budget Committee and School Board's recommended budget for 2020-2021 and I would like to thank the community for their support in our budget process. The voters approved a new teachers contract, which will help us to continue attracting quality teaching staff and again I would like to thank the voters for their continued support.

The Gilford and Gilmanton voters approved a twelve year extension of the AREA agreement through June 30, 2035. This continues a relationship that the two towns have had for decades and provides stability for both school districts over the next fourteen years. Gilford High School is something both the Gilford and the Gilmanton community should take great pride in.
This past year saw the retirement of two long term SAU staff members; Scott Isabelle, Business Administrator and Deb Wheeler, Personnel and Accounting Manager, they had both served the Gilford School District for over twenty years. We are extremely fortunate to have replaced them with experienced personnel, Amie Leigh, Business Administrator and Vicki Fleury, Human Resources and Accounting. We are excited to have these two SAU staff members on board working with the Leadership Team, staff and the School Board.

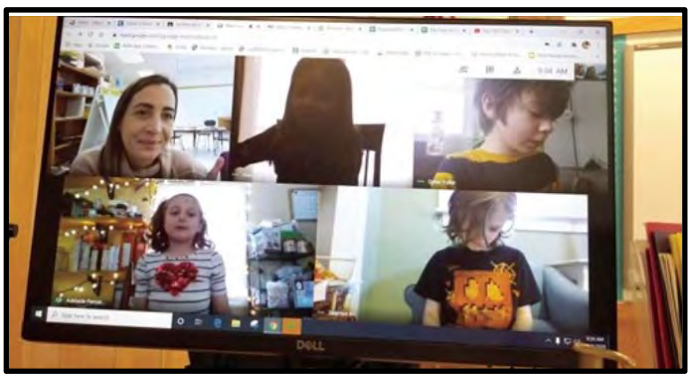

As our schools transitioned to remote learning in March of 2020 the Gilford School Board wanted to make certain that we opened our schools for in person learning as soon as it was safe. In August of 2020 the Gilford School Board voted on a plan to start school in person in September of 2020. The administrators and teachers worked diligently to make sure that all safety protocols were in place and that the space in our schools was used to its fullest potential.

Starting in September we were able to offer both an in person and a remote instructional model for family choice. I am very proud of the work our community, students, school staff and School Board has completed to offer these instructional models to our school community.

Although this year looks different because we are not offering everything that we have in the past such as; Showcase, Pancake Breakfast or in person Silver Hawk Awards, we have been able to offer middle and high school athletics, a performing arts program and high school internships. We have also continued to connect our elementary and high school program through the technology education program (HS) and the elementary special education program. The elementary school collected sap from trees on all three campuses last February/March and boiled in their sugar shack. This community program will continue in the coming year and beyond.

Gilford High School has completed an accreditation visit by New England Association of Schools and Colleges (NEASC) this year and we expect that the final report will provide a road map for the next several years for high school professional development. Prior to the NEASC visit the District developed a Portrait of a Learner, connecting all learners to the four attributes (Innovate, Self-Directed, Collaborate, and Critically Think) that we believe all learners shall be able to demonstrate in a variety of settings at all grade levels.

Lastly, I would like to thank my fellow Board members, Gretchen Gandini, Jeanin Onos, Karen Thurston and Kyle Sanborn for their commitment and tireless work to make our schools the best they can be. The learners of Gilford benefit every day from your support.

It is my privilege and honor to serve as Chair of the Gilford School Board and I thank you all for giving me the opportunity to serve the Gilford community.

Respectfully Submitted,

Chris McDonough
Chair, Gilford School Board

Gilford Elementary School
Principal's Annual Report
2020

Submitted by Danielle Bolduc, Principal

Our Learners:

This year has been like no other year here at Gilford Elementary School, however, we continue to meet the needs of the whole child in several ways. We strongly believe that our children are **learners**, and therefore, play an important role in their own learning. We have programs that support health, safety and focus on engaging, supporting and challenging every learner. We welcomed 310 learners this school year with 56 of those learners attending remotely for the first trimester. Our staggered start proved to be an excellent way to ease our learners into our new safety protocols and reinforce our mask expectations. All learners continue to do an excellent job keeping their masks on in classrooms and we continue to work on social distancing. Our new drop off and pick up loops have worked well with families staying in their cars at all times.

We have a number of innovative approaches to personalizing learning to enhance instruction. Outdoor learning is a great way to engage young learners. We have a nature trail that loops behind the school that offers forest and wetland habitats. There are outdoor gardening spaces, as well as the Imagination Station areas. We have ponding equipment, insect observation equipment, sleds and snowshoes available for classroom use throughout the year.

This is our second year with a world language program. Thus far in the World Language classes, learners have been building their vocabulary through repetition, while practicing useful phrases in context. Trimester 1 language focus was French. Learners were introduced to basic greetings, can ask and tell what their name is in French, and tell how they are doing. Learners can count to 10, say the alphabet from A-Z, and identify colors. Learners have been introduced to various French culture items: including art, prominent tourist attractions, and food. Vocabulary that was presented includes clothing, weather, seasons, and food. For the second trimester, learners started out with common greetings, colors and days of the week in Spanish. Songs, games and station work have been mixed into the daily lesson plans.

Our Staff:

This year, more than any other, we need the courage to show up and be present even though we don't know what lies ahead of us. That is what Brene Brown describes as Courage in her book, *Dare to Lead.* Together we stand ready to face any and all challenges. We have had the best minds working throughout the school year helping to put a solid plan together for our learner's safety. Our staff spent many hours offering suggestions, rearranging their rooms, meeting with their teams, working with families, spray painting paws, driving pick up lines, writing procedures, sharing classroom ideas, setting up remote learning classrooms, and so much more!

We bid a fond farewell to Kim Valpey and Jill Coffey as they began their life in retirement. We welcomed our new staff members: Melissa Caldon, Kindergarten teacher, Kayla Tompkins, Art Teacher, Hannah O'Brien, Music Teacher, Laurie Bondaz, our long term world language

teacher as well as our Teacher Assistant, Dina Albert, as our Administrative Assistant and Traci Moncada, Title I Teacher.

We have a dedicated group of fire and law enforcement officers. We share a school resource officer with the middle and high school. Our local fire and police departments attend monthly safety meetings and work with us in helping to educate students around safe and positive behaviors.

Our Community:

Driven by the belief that **involved** learners are successful, we offer a rich variety of options for learners to get involved. Our offerings this year are limited to Extended Day Program, Summer Camp Program, and an After School Enrichment program. These programs continue to provide a wide variety of enriching learning experiences for students. We provide a Title I instructional support program which increases instructional time for students through an extended-year program. We offered a summer program to students in Kindergarten through 5th grade three days a week for 6 weeks. In addition, we had learners receiving services such as summer camp, academic tutoring, speech and language therapy, occupational therapy, and physical therapy. The costs of the programs are typically offset by revenues and make for wonderful programming alternatives for working families. Staff fundraising initiatives and district grant writing make scholarships available for any and all students who might otherwise not participate. Our enrichment program has learners participating in classes such as: nail art, robot fun, let's have a ball, bead critters, mad science, work it out, yoga, basketball, kitchen magic and games.

Thanks to our PTA we have our very own “Sweet” sugar shack. Our entire school is involved with the maple sugaring process. Students learning includes: tree identification skills; using measuring tools to find an appropriate tree to tap; investigating historical and modern tree tapping tools; learning the history of maple sugaring including Native American legends, and discovering the math and chemical/physical science in the boiling process. Thank you for all the volunteers that helped with the sugar shack drip edge and new patio. We were also able to stain the picnic tables so they are ready for our outdoor learning this year. This project would not have been possible without the generous support of Lowe’s, the Lyman family and the PTA volunteers!

Also, we participate in One-School, One-book, a literacy program that involves an entire school with families and staff simultaneously reading the same book. All participating families and staff receive a copy of the book and a suggested calendar of reading. Discussion questions and hands-on activities are presented each week for the chapters read as well as an outdoor event organized around the book.

Gilford is a very unique place and I am excited to continue our important work of building a strong foundation for all learners.

Gilford Middle School
Principal's Annual Report
2020

Submitted by Peter Sawyer, Principal

COVID. Enough said, right? Although the pandemic has dominated the news and our lives in 2020, there was still plenty to celebrate here at the middle school. We bid a fond farewell to Carole Barbour, our Reading Specialist, who has ridden off to retirement land and welcomed Molly Goggin from the high school to take over where Carole left off.

During the third trimester of last year, we transitioned our school to a "competency-based education" (CBE) model. This is similar both to the "standards based education" at the elementary school and CBE at the high school. The primary goal of CBE is to increase transparency for students, parents and teachers. It no longer averages "the hodgepodge" of accumulated points. Instead, it clearly communicates what each student knows and is able to do according to content competencies/standards.

Last January our theatre company put on another terrific show. Their production of "Little Mermaid, Jr." did not disappoint. Actually, our theatre department never disappoints! If you haven't gotten a chance to see it yet, you really need to! Each show is a different cast because that's how we roll here at GMS. Our students on stage and behind the scenes did an amazing job. And, of course, they are led by a talented and dedicated group of adults; Matt Demko (Director/Producer), Aaron Witham (Set Design/Tech Director), Melissa Nutter (Music Director), Heidi Bourgeois (Choreographer), and Kristen Nazer (Costume Designer). They, too, were supported by many others.

Students in our social studies classes competed in the National Geographic Geography Bee. Winners from each grade level are:

- Grade 5 = Ben Valles, Catherine Fay & Cayden Carroll
- Grade 6 = Henry Sleeper, Addy Guyer & Elijah Moneysmith
- Grade 7 = Ethan Ellingsen, Ben Wolpin & Aiden Suarez
- Grade 8 = Isaiah Reese, Haukur Karlsson & Christopher Port
-

The twelve of them then competed to determine the school winner:

- 3rd Place = Ben Wolpin
- 2nd Place = Henry Sleeper
- 1st Place = Haukur Karlsson

Students in our Language Arts classes competed in the Scripps Spelling Bee. Finishing in third place was Natalie Messer; in second place was Ben Wolpin and our school Champion is 8th Grader, Sydney Eastman! Congrats to all who participated!!

Congratulations to Ben Suranyi, Ben Wolpin, Georgia Eckhardt, and Haukur Karlsson for being selected to represent our region at the MathCounts State Finals last March. All four of them placed 13th or better (out of 65) for our region!

We did our own version of the poetry contest last year. Mrs. Barbour, Mrs. Nicol, Ms. Scudder, Mrs. Walsh and Ms. Goyette were the judges who determined this year's winners. A lot of students took part in the contest which was very nice to see. Here were the winners:

- Grade 5 - *"A Happy Poem"* by Lilly Sanborn
- Grade 6 - *"Letting Go"* by Kylie Kelly
- Grade 7 - *"Family"* by Kaitlyn O'Brien
- Grade 8 - *"Untitled"* by Emma McBride
- **Overall GMS Winner** - *"Untitled"* by Georgia Eckhardt (7th grade)
-

Congrats to all of the winners and many kudos to all those who participated!

During our remote Silver Hawk Award ceremony last Spring we announced the winners of the Elks Lodge Patriotism Essay Contest. This year's theme was, "What does Freedom of Speech mean to me?" The Lodge chose 3 winners out of 20 essays that were submitted by 8th graders: Aiden Bondaz, Noah Bolduc, and Derek Kelly. Our 8 Silver Hawk Award winners were Sydney Boudreau & Ben Valles (Grade 5), Kylie Kelly & Jack Hazelton (Grade 6), Lauren Nazer & Ben Wolpin (Grade 7), Addy Wernig & Isiah Reese (Grade 8).

Last April, students created a "Pandemic 2020 Time Capsule." Students had the option of choosing any or all of the following for their time capsule: photos, videos, journals, special memories, interview with their parents, etc. They also wrote an email to "their future self." *In Google, you are able to schedule an email to be set years in the future.* How cool would it be to receive an email from the past? Our version of "Back to the Future"! Students shared their capsules with me and then when they reach June of their senior year in high school, I will share them back with them so they can look back on their moment in history.

The highlight of the year had to be the parade through both Gilford and Gilmanton. There were more than 120 cars from the staff from all three buildings that were escorted through town by both the GPD and GFD. We were amazed at how many students, parents, and community members lined the streets with signs of hope throughout the various neighborhoods we visited; they even braved the rain, snow and cold! It was uplifting and emotional at the same time. It truly symbolized the "togetherness" that both communities possess and something that I will never forget. Another reason to be proud to be working and living here in Gilford.

Here's hoping that 2021 will be much less stressful for all of our families in this community. Take care.

Gilford High School
Principal's Annual Report
2020

Submitted by Anthony Sperazzo, Principal

What a year 2020 has been at Gilford High School! While the pandemic has brought many changes to GHS, you should be proud of how we have adapted and of all of our continued success! Our students and staff have embodied our 20/21 motto of demonstrating compassion for what people are going through during the pandemic, staying connected whether we're in-person or remote, and persevering through all of this!

GHS bid farewell to five teachers as they began life in retirement. Mary McCall, Jean Moreau, Terry Wilson, Richard Dumais, and Mike Zulauf dedicated a combined 128 years to GHS. We welcomed seven new staff members: Sherry Evans (special educator), Bethany Allen (special educator), Brandt O'Hara (physical educator), John Allwein (math teacher), Chris Soule (social studies teacher), Ali McEvoy (English teacher), and Jaedyn Bassett (school counselor).

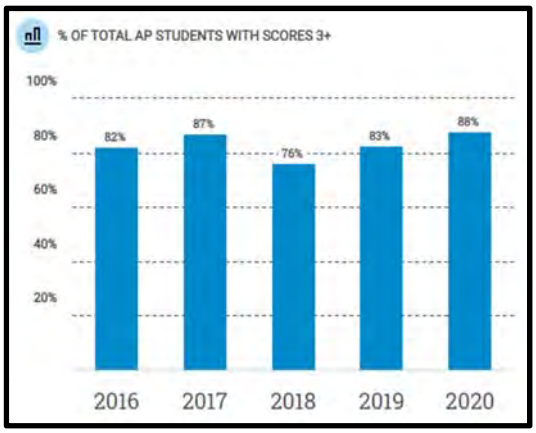

Our Advanced Placement (AP) program continues to challenge our most motivated, academically-prepared learners who have benefited from AP coursework. By providing this level of academic rigor, we better prepare learners for the challenges of college as well as developing the skills and academic background necessary to succeed in the 21st century. We are proud to report that 88% of GHS learners that took the AP exam in 2020 scored a 3 or better (3 or better means the learner has proven himself/herself capable of doing the work of an introductory-level course in a particular subject at college).

The athletic department continued their success with three state titles! The volleyball team won their third straight division II state title! Congratulations to the boys basketball team for winning the division III state title. The boys had a great season capping off a 19-1 record. The girls alpine ski team won the division III state title. The boys finished second place in the state.

There were also some individual state titles that our students worked hard to achieve. Natalie Fraser won the Division III 300m race for indoor track! Fraser also finished 23rd in the 300M dash at the New England Track and Field event. Patrick Gandini was crowned the division III state champion for cross country. Shelby Cole scored her 1000th point during the basketball season this winter.

Congratulations to our Senior Scholar Athletes. To be recognized, students had to have at least a B+ GPA, participate in at least two varsity sports, and participate in community service. Congrats to Reese Clark, Madison Eastman, Brianna Fraser, Natalie Fraser, Michelle Gallant, Katiana Gamache, Laurel Gingrich, Kathleen Hackley, Erin Hart, Samantha Holland, Gendalynn Knipping, Sydni Lehr, Abigail O'Connor, Madison Rector, Elena Uicker, Abigail Warren, Adin Cisneros, Christian Dumont, Neal Miller, Austin Milligan, Maxwell Stephan, Connor Sullivan, and Colton Workman.

Gilford High School had their decennial accreditation visit by the New England Association for Schools and Colleges (NEAS&C) on October 16 - 21, 2020. For the last two years, the school community has been involved in preparing a self-reflection, which is an extensive document that demonstrates ways in which the school is meeting the Standards for Accreditation, identifying priority areas, and implementing our school improvement plan based on those priority areas. The unofficial feedback from the NEASC visiting team was very positive and showed evidence that GHS met all standards to earn continued accreditation.

The Theatre Department performed the same musical, *Godspell*, three times, in the fall, with three different casts to meet all of the social distancing requirements. Even during the pandemic, these students put on a fantastic performance in the midst of everything.

Gilford High School developed and adopted the Portrait of a Learner attributes. Students and staff are becoming familiar with making these attributes come alive in everything they do.

To support the Portrait of a Learner attributes, GHS researched and launched an intervention block which allowed for students to reflect and act on their academic needs and proactively schedule their time to best make use of the support available to them. Teachers guided students to make purposeful decisions regarding the use of their time, provided accountability and opportunities for reflection, provided access to teachers, allowed for deeper learning, provided time for collaborative projects, attended meditation sessions, worked with school counselors on internships and the college process, and many more activities that allowed for learners to lead their own learning. This was a major success!

The School Counseling Office welcomed 30 young professionals last winter that offered guidance on how to be prepared for college, career, and being life-ready. These professionals came in during our intervention block to offer tips on how they earned their success.

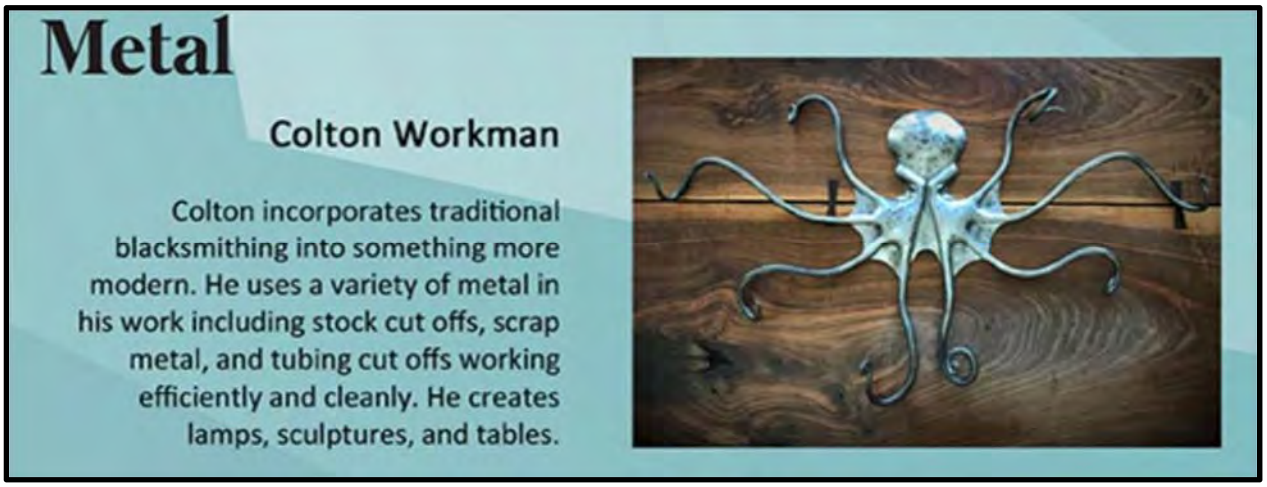

Colton Workman was featured in the League of New Hampshire Craftsmen edition. It's a major accomplishment and quite impressive to be juried at such a young age.

The opening of the 20/21 school year has been a daunting and challenging task in which we prioritized the safety of students and staff while providing a high-quality education. These opportunities have been provided to students both in-person and remotely and the staff should be commended for their efforts.

As you can see, there is a lot to celebrate even during a pandemic. Thank you for your continued support as we persevere through the pandemic.

Respectively submitted,

Anthony Sperazzo
Principal
Gilford High School

Class of 2020

Anastasy, Olivia D.
Anderson, Taylor C.
Bean, Hunter E.
Blake, Joseph D.
Boucher, Cody L.
Boucher, Daegan K.
Boucher, Katrina C.
Brennan, Zachary L.
Brown, Jack C.
Burton, Alysha R.
Butterfield, Colby L.
Byars, Myranda G.
Cao, Erica
Carmilia, Todd J.
Carter, Jaiden E.
Chilvers, Jason
Cisneros, Adin J.
Clark, Reese V.
Cole, Shelby R.
Comeau, Olivia M.
Cookinham, Jillian R.
Costa, Brianna N.
DeLucca, Jenna L.
Demers, Edward P.
Desrosiers, Karin A.
Dillon, William G.
Dolanski, Jeffrey Bria
Drew, Samuel T.
Dumont, Christian J.
Eastman, Madison G.
Eldridge, Naomi A.
Flanders, Anthony S.
Fraser, Brianna M.
Fraser, Natalie P.
Gallant, Michelle L.
Gamache, Katiana M.
Gardiner, Benjamin J.
Gately, Shannon
Gentile, Timothy L.
Gill, Baylee M.
Gillis, Alexina
Gilson, Camrin A.
Gingrich, Laurel A.
Griggs, Aurelienne L.
Guest, John C.
Hackley, Kathleen L.
Hart, Erin C.
Hayes, Brady E.
Holland, Samantha L.
Houston, Kayleigh F.
Hughes, Logan M.
Jarvi, Cameron M.
Jarvis, Jocelyn
Jenot, Sean C.
Knipping, Gwendalynn J
Lafond, Emily A.
Landry, Ramsey J.
Lehr, Sydni I.
Littlefield, Kyle W.
Lofblad, Olivia M.
Lord, Hannah
Lowney, Rachel S.
Madden, Erin B.
Malynn, Robert
McIntire, Reagan E.
McKenna, Brady A.
McKinney, William M.
Mercier, Kyla G.
Miller, Neal R.
Milligan, Austin R.
Nimirowski, Jonah G.
O'Connor, Abigail K.
O'Connor, Emily A.
Palisi, Jillian J.
Perry, William T.
Plante, Kolbi N.
Poire, Kyle J.
Presby, Kara L.
Purcell, Charles L.
Rague, Brandon T.
Rector, Maddison P.
Reynolds, Brady C.
Rodger, Faythe M.
Sawyer, Samuel H.
Schwartzkopf, Michael
Shoemaker, Grace
Sikoski, Adam J.
Siravo, Adrian S.
Smalley, James A.
Smith, Alan J.
Smith, Kyle
Stephan, Maxwell R.
Stevens, Timothy G.
Sullivan, Connor C.
Taylor, Ian D.
Testa, Joshua R.
Teunessen, James F.
Tubbs, Faith A.
Uicker, Elena R.
Vallee, Maggie L.
VanSteensburg, Cyndal
Veroff, Promise A.
Vezina, Breanna L.
Voivod, Joseph A.
Warren, Abigail L.
Watt, Leilani K.
Wilson, Hunter J.
Wing, Damien A.
Woodman, Gunnar C.
Workman, Colton S.
Wrobel, Molly G.

School Statistics
Gilford School District Enrollment
As of October 1, 2020

Elementary		
	Kindergarten	61
	Grade 1	51
	Grade 2	70
	Grade 3	61
	Grade 4	62
	Elementary School Total	305
Middle School		
	Grade 5	81
	Grade 6	88
	Grade 7	82
	Grade 8	82
	Middle School Total	333
High School		
	Grade 9	133
	Grade 10	120
	Grade 11	115
	Grade 12	123
	High School Total	491
District Total		1129

Gilford School District
Special Education Funding
For Fiscal Year Ending June 30, 2020

Expenditures

Instruction	$	3,804,450
Related Services		186,439
Administration		223,468
Legal		2,307
Transportation		106,632
Total Expenditures	**$**	**4,323,296**

Revenues

Catastrophic Aid	$	51,208
Medicaid		40,079
All Other Programs		295,603
Disability Programs (Federal)		273,582
Total Revenues	**$**	**660,472**

Expenses are for delivery of special education instruction, occupational/physical therapy, speech therapy, and special education transportation. Grant programs and revenues are for special education services delivered through state or federal funding.

Financial Report
Gilford School District
For Fiscal Year Ending June 30, 2020

	General Fund
Revenues:	
School district assessment	$ 16,477,231
Other local	3,094,309
State	4,997,166
Federal	40,079
Total revenues	24,608,785
Expenditures:	
Current:	
Instruction	9,282,881
Support services:	
Student	847,477
Instructional staff	833,173
General administration	98,859
Executive administration	190,867
School administration	1,094,287
Business	348,312
Operation and maintenance of plant	2,032,218
Student transportation	685,956
Other	6,766,562
Debt service:	
Principal	985,600
Interest	215,221
Total expenditures	23,380,813
Net change in fund balance	1,069 ,701
Unassigned fund balance, beginning	2,000,902
Unassigned fund balance, ending	$ 3,070,603

Note Source – Plodzik & Sanderson, Independent Auditors

Financial Report
Gilford School District
Special Revenue Funds
For Fiscal Year Ending June 30, 2020

	Grant	Food Service	Total
Revenues:			
Local	$ 7,909	$ 182,328	$190,237
State	0	6,013	6,013
Federal	569,186	151,992	721,178
Total revenues	577,095	340,148	917,243
Expenditures:			
Current:			
Instruction	453,305		453,305
Support services:			
Student	20,607		20,607
Instructional staff	93,893		93,893
Student transportation	9,290		9,290
Non-instructional service		497,755	497,755
Facilities acquisition and construction	_____	_____	
Total expenditures	577,095	497,755	1,074,850
Net change in fund balance		5,819	5,819
Fund balances, beginning		36,846	36,846
Fund balances, ending	$ -	$ 42,665	42,665

Note Source – Plodzik & Sanderson, Independent Auditors

GILFORD SCHOOL DISTRICT

FY2019-2020 EMPLOYEE WAGE AND BENEFIT REPORT

Job Title+A2	Department	Salary	Other Earnings*	Payroll Taxes & Benefits**
Superintendent	District	$126,144		$51,288
Business Administrator	District	$121,879	$67,124	$60,191
Principal	Elementary School	$106,804	$5,095	$53,899
Principal	Middle School	$107,906	$4,447	$44,252
Assistant Principal	Middle School	$85,618		$44,891
Principal	High School	$107,970	$7,827	$54,671
Assistant Principal	High School	$88,086	$1,224	$38,886
Director of Student Services	District	$113,577		$40,466
Technology Director	District	$98,814		$36,820
Athletic Director	High School	$80,177		$34,454
Guidance	Elementary School	$45,057		$19,841
Librarian	Elementary School	$60,134	$2,111	$32,275
Nurse	Elementary School	$52,483	$2,728	$36,316
Psychologist	Elementary School	$77,250		$21,163
Speech Pathologist	Elementary School	$79,568	$2,933	$23,335
Teacher	Elementary School	$65,171	$933	$33,152
Teacher	Elementary School	$52,104	$1,310	$35,689
Teacher	Elementary School	$44,216	$4,708	$20,887
Teacher	Elementary School	$57,741	$1,310	$36,269
Teacher	Elementary School	$41,809	$8,203	$15,819
Teacher	Elementary School	$57,726	$12,285	$39,386
Teacher	Elementary School	$54,113	$6,377	$23,742
Teacher	Elementary School	$67,795	$437	$33,902
Teacher	Elementary School	$58,930	$3,154	$37,818
Teacher	Elementary School	$56,333	$437	$22,947
Teacher	Elementary School	$56,333	$3,194	$36,710
Teacher	Elementary School	$54,923	$2,955	$23,225
Teacher	Elementary School	$49,033	$1,568	$21,312
Teacher	Elementary School	$46,462	$1,947	$34,325
Teacher	Elementary School	$64,508	$3,126	$25,701
Teacher	Elementary School	$61,970	$436	$37,918
Teacher	Elementary School	$37,817	$654	$31,755
Teacher	Elementary School	$75,994	$654	$35,490
Teacher	Elementary School	$73,877	$475	$27,413
Teacher	Elementary School	$67,608	$3,154	$20,643
Teacher	Elementary School	$73,877	$6,878	$42,819
Teacher	Elementary School	$74,364	$4,323	$42,295
Teacher	Elementary School	$49,033	$5,330	$35,939
Teacher	Elementary School	$65,970	$6,191	$40,589
Teacher	Elementary School	$78,736	$654	$28,767
Teacher	Elementary School	$41,809	$7,139	$14,157
Teacher	Elementary School	$49,285	$2,937	$21,727
Teacher	Elementary School	$57,264	$2,327	$37,347
Teacher	Elementary School	$70,072	$1,209	$40,387
Teacher	Elementary School	$61,526	$3,199	$38,671
Teacher	Elementary School	$57,726	$6,849	$38,609
Teacher	Elementary School	$49,285	$3,154	$34,317

GILFORD SCHOOL DISTRICT

FY2019-2020 EMPLOYEE WAGE AND BENEFIT REPORT

Job Title+A2	Department	Salary	Other Earnings*	Payroll Taxes & Benefits**
Teacher	Elementary School	$74,664	$300	$41,175
Teacher	Elementary School	$76,022	$11,057	$38,539
Teacher	Elementary School	$74,795	$2,863	$42,042
Guidance	High School	$76,247	$3,798	$42,452
Guidance	High School	$57,847	$3,154	$19,854
Guidance	High School	$73,345	$9,273	$43,311
Guidance Director	High School	$83,812	$4,217	$44,722
Librarian	High School	$78,000	$1,050	$42,589
Nurse	High School	$76,171	$4,309	$29,185
Teacher	High School	$45,684	$1,555	$20,476
Teacher	High School	$78,130	$655	$29,197
Teacher	High School	$57,741	$218	$36,759
Teacher	High School	$60,236	$218	$37,583
Teacher	High School	$64,368	$7,942	$26,953
Teacher	High School	$54,777	$1,092	$36,362
Teacher	High School	$61,970	$3,605	$25,227
Teacher	High School	$64,562	$5,881	$26,297
Teacher	High School	$64,368	$4,023	$39,455
Teacher	High School	$69,018	$3,491	$21,095
Teacher	High School	$75,576		$35,466
Teacher	High School	$70,072	$6,624	$23,911
Teacher	High School	$52,909	$1,900	$29,856
Teacher	High School	$77,970	$15,124	$40,212
Teacher	High School	$54,923	$1,818	$36,410
Teacher	High School	$70,178	$2,414	$40,722
Teacher	High School	$70,050	$6,449	$40,584
Teacher	High School	$54,923	$800	$30,579
Teacher	High School	$75,927	$1,231	$36,146
Teacher	High School	$54,113	$3,899	$19,060
Teacher	High School	$67,795	$2,072	$26,841
Teacher	High School	$61,743	$8,953	$40,195
Teacher	High School	$69,018	$280	$26,210
Teacher	High School	$43,013	$2,543	$33,681
Teacher	High School	$76,887	$512	$28,312
Teacher	High School	$19,265		$25,737
Teacher	High School	$77,575	$16,207	$40,385
Teacher	High School	$47,829	$1,778	$28,988
Teacher	High School	$43,013	$1,286	$19,643
Teacher	High School	$71,836	$927	$40,775
Teacher	High School	$56,333	$2,018	$37,033
Teacher	High School	$56,306	$437	$36,039
Teacher	High School	$72,576	$3,234	$27,809
Teacher	High School	$64,789	$6,103	$26,593
Teacher	High School	$61,338	$4,168	$38,872
Teacher	High School	$64,789	$4,340	$39,812
Teacher	High School	$64,562	$6,233	$40,236
Teacher	High School	$56,333	$3,236	$37,327

GILFORD SCHOOL DISTRICT
FY2019-2020 EMPLOYEE WAGE AND BENEFIT REPORT

Job Title+A2	Department	Salary	Other Earnings*	Payroll Taxes & Benefits**
Teacher	High School	$76,247	$1,536	$36,180
Teacher	High School	$64,789	$4,941	$20,342
Teacher	High School	$77,970	$1,436	$36,728
Guidance	Middle School	$67,209	$4,524	$40,497
Nurse	Middle School	$48,895	$1,464	$29,167
Teacher	Middle School	$64,368	$514	$38,557
Teacher	Middle School	$79,895	$3,545	$37,765
Teacher	Middle School	$65,918	$6,533	$26,935
Teacher	Middle School	$53,514	$4,237	$36,838
Teacher	Middle School	$71,435	$6,792	$23,702
Teacher	Middle School	$56,259	$218	$36,541
Teacher	Middle School	$70,904	$3,455	$41,076
Teacher	Middle School	$60,591	$7,580	$25,879
Teacher	Middle School	$76,247	$1,734	$36,356
Teacher	Middle School	$76,978	$7,373	$43,749
Teacher	Middle School	$67,795	$2,181	$26,377
Teacher	Middle School	$67,607	$3,153	$20,467
Teacher	Middle School	$66,198	$218	$38,522
Teacher	Middle School	$45,420	$7,725	$21,777
Teacher	Middle School	$64,368	$2,100	$37,134
Teacher	Middle School	$70,904	$4,104	$41,349
Teacher	Middle School	$53,514	$1,828	$36,106
Teacher	Middle School	$56,105		$30,672
Teacher	Middle School	$53,514	$3,309	$18,569
Teacher	Middle School	$66,198	$2,718	$39,766
Teacher	Middle School	$66,623	$4,400	$34,466
Teacher	Middle School	$46,467	$3,233	$21,106
Teacher	Middle School	$61,970	$1,725	$24,747
Teacher	Middle School	$47,875	$2,099	$29,093
Teacher	Middle School	$47,695	$2,581	$34,299
Teacher	Middle School	$53,850	$436	$35,963
Teacher	Middle School	$65,754	$590	$38,942
Teacher	Middle School	$75,378	$5,050	$42,637
Teacher	Middle School	$63,380	$436	$38,453
Administrative Assistant	District	$55,246	$977	$49,088
Business/Personnel Mgr	District	$62,447	$54,066	$55,612
Custodian	District	$34,028		$22,564
Custodian	District	$49,857	$415	$46,914
Custodian	District	$19,368	$263	$19,438
Custodian	District	$40,664	$2,345	$36,415
Custodian	District	$35,135		$41,161
District Maintenance	District	$53,395	$3,199	$33,247
Grounds/Custodian	District	$42,140	$2,660	$44,285
Head Custodian	District	$43,030		$40,278
Maintenance	District	$54,230	$854	$32,895
Secretary	District	$43,492	$722	$36,504
Secretary	District	$50,535		$29,592

GILFORD SCHOOL DISTRICT
FY2019-2020 EMPLOYEE WAGE AND BENEFIT REPORT

Job Title+A2	Department	Salary	Other Earnings*	Payroll Taxes & Benefits**
Secretary	District	$48,880	$7,610	$31,394
Supervisor of Buildings & Grounds	District	$70,000		$39,109
Custodian	Elementary School	$32,194		$22,639
Custodian	Elementary School	$44,444	$2,644	$34,400
Custodian	Elementary School	$45,322		$37,710
Grounds/Custodian	Elementary School	$38,569		$41,741
LNA	Elementary School	$24,320	$691	$30,191
Nurse	Elementary School	$43,192		$47,138
Secretary I	Elementary School	$33,211	$240	$34,311
Secretary II	Elementary School	$34,457		$40,565
Spec Ed Aide	Elementary School	$27,130		$21,113
Special Ed Aide	Elementary School	$8,493	$3,358	$15,088
Special Ed Aide	Elementary School	$16,314	$236	$16,572
Special Ed Aide	Elementary School	$38,525	$795	$25,158
Special Ed Aide	Elementary School	$14,273	$232	$15,753
Special Ed Aide	Elementary School	$13,615		$15,387
Special Ed Aide	Elementary School	$21,929	$1,924	$36,565
Special Ed Aide	Elementary School	$24,552		$37,180
Special Ed Aide	Elementary School	$24,511	$1,112	$30,027
Special Ed Aide	Elementary School	$19,000	$710	$35,181
Special Ed Aide	Elementary School	$15,090	$75	$7,965
Special Ed Aide	Elementary School	$16,394		$33,966
Special Ed Aide	Elementary School	$14,103	$718	$31,331
Special Ed Aide	Elementary School	$16,454	$556	$33,052
Special Ed Aide	Elementary School	$4,200	$277	$3,727
Special Ed Aide	Elementary School	$16,036	$1,262	$31,858
Speech Ass't Aide	Elementary School	$21,008		$33,175
Teacher Aide	Elementary School	$14,685	$150	$33,329
Teacher Aide	Elementary School	$15,488		$33,608
Teacher Aide	Elementary School	$13,630		$36,611
Teacher Aide	Elementary School	$21,961		$35,409
Title 1 Asst.	Elementary School	$22,906	$1,351	$28,558
Title 1 Asst.	Elementary School	$24,681	$1,054	$34,344
Title 1 Asst.	Elementary School	$27,795	$4,558	$39,238
Title 1 Asst.	Elementary School	$30,143	$4,030	$40,034
Library/Tech Aide	High School	$19,800	$2,800	$18,956
Secretary	High School	$28,417	$1,435	$39,331
Secretary	High School	$51,168	$203	$40,028
Secretary	High School	$42,784		$36,862
Secretary	High School	$19,960		$38,717
Special Ed Aide	High School	$22,933	$1,400	$29,476
Special Ed Aide	High School	$22,966	$3,868	$29,874
Special Ed Aide	High School	$15,828	$2,075	$34,128
Special Ed Aide	High School	$17,815	$2,281	$35,028
Special Ed Aide	High School	$22,708		$19,013
Special Ed Aide	High School	$19,249		$21,368
Special Ed Aide	High School	$18,594		$17,395

GILFORD SCHOOL DISTRICT
FY2019-2020 EMPLOYEE WAGE AND BENEFIT REPORT

Job Title+A2	Department	Salary	Other Earnings*	Payroll Taxes & Benefits**
Special Ed Aide	High School	$15,857	$500	$33,846
Special Ed Aide	High School	$14,360	$1,873	$16,072
Special Ed Aide	High School	$24,132		$18,685
Special Ed Aide	High School	$24,092	$1,243	$37,223
Special Ed Aide	High School	$18,059	$351	$27,403
Study Hall Monitor	High School	$12,885		$7,429
Custiodian	Middle School	$27,100	$2,536	$49,576
Custodian	Middle School	$31,105		$21,371
Custodian	Middle School	$13,806		$18,036
Library/Tech Aide	Middle School	$27,716		$57,919
Network Administrator	Middle School	$73,000		$41,709
Nurse	Middle School	$44,831	$4,183	$48,873
Secretary I	Middle School	$26,648		$48,730
Special Ed Aide	Middle School	$29,449	$2,617	$39,359
Special Ed Aide	Middle School	$8,331		$25,399
Special Ed Aide	Middle School	$12,294	$53	$32,138
Special Ed Aide	Middle School	$28,534	$16,974	$20,914
Special Ed Aide	Middle School	$24,070	$169	$29,673
Special Ed Aide	Middle School	$16,985		$51,484
Special Ed Aide	Middle School	$15,247		$48,947
Special Ed Aide	Middle School	$15,705	$218	$49,565
Special Ed Aide	Middle School	$32,150	$1,990	$79,938
Special Ed Aide	Middle School	$14,620		$48,026
Teacher Aide	Middle School	$17,699	$2,071	$27,519
Assistant	Food Service	$9,140		$1,956
Assistant	Food Service	$3,953		$1,060
Assistant	Food Service	$8,060		$9,852
Assistant Food Service Director	Food Service	$26,945		$34,781
Assistant	Food Service	$1,146		$10,976
Assistant	Food Service	$6,150		$1,249
Food Service Director	Food Service	$65,891		$40,957
Assistant	Food Service	$3,579		$1,497
Kitchen Manager	Food Service	$19,831	$4,076	$29,684
Assistant	Food Service	$16,755		$22,271
Assistant	Food Service	$8,088		$1,683
Assistant	Food Service	$20,392	$7,280	$34,242
Coach	District	$2,950		$226
Coach	District	$1,725		$132
Coach	District	$2,150		$164
Coach	District	$1,625		$124
Coach	District	$3,800		$291
Coach	District	$3,225		$247
Coach	District	$2,950		$226
Coach	District	$2,750		$310
Coach	District	$2,750		$210
Coach	District	$1,625		$124
Coach	District	$2,750		$210

GILFORD SCHOOL DISTRICT
FY2019-2020 EMPLOYEE WAGE AND BENEFIT REPORT

Job Title+A2	Department	Salary	Other Earnings*	Payroll Taxes & Benefits**
Coach	District	$1,625		$124
Coach	District	$2,750		$210
Coach	District	$3,650		$279
Coach	District	$2,850		$218
Coach	District	$5,275		$404
Coach	District	$850		$65
Coach	District	$1,625		$124
Coach	District	$2,050		$157
Substitute	District	$75		$6
Substitute	District	$38		$3
Substitute	District	$188		$14
Substitute	District	$1,350		$103
Substitute	District	$300		$23
Substitute	District	$2,183		$167
Substitute	District	$3,712		$284
Substitute	District	$337		$25
Substitute	District	$262		$20
Substitute	District	$262		$20
Substitute	District	$188		$14
Substitute	District	$436		$33
Substitute	District	$1,125		$86
Substitute	District	$150		$12
Substitute	District	$4,537		$347
Substitute	District	$1,162		$89
Substitute	District	$2,002		$153
Substitute	District	$2,062		$157
Substitute	District	$1,500		$115
Substitute	District	$218		$17
Substitute	District	$2,437		$186
Substitute	District	$1,012		$77
Substitute	District	$2,362		$181
Substitute	District	$1,238		$95
Substitute	District	$450		$34
Substitute	District	$1,677		$128
Substitute	District	$2,765		$191
Substitute	District	$75		$6
Substitute	District	$2,625		$201
Substitute	District	$7,432		$568
Substitute	District	$1,012		$77
Substitute	District	$900		$69
Substitute	District	$8,588		$657
Substitute	District	$2,250		$172
Substitute	District	$1,310		$100
Substitute	District	$9,822		$751
Substitute	District	$4,431		$339
Substitute	District	$1,087		$83
Substitute	District	$450		$34

GILFORD SCHOOL DISTRICT
FY2019-2020 EMPLOYEE WAGE AND BENEFIT REPORT

Job Title+A2	Department	Salary	Other Earnings*	Payroll Taxes & Benefits**
Substitute	District	$2,947		$225
Substitute	District	$764		$58
Substitute	District	$4,740		$363
Substitute	District	$600		$46
Substitute	District	$1,238		$95
Substitute	District	$2,362		$181
Substitute	District	$150		$11
Substitute	District	$263		$20
Summer School	District	$1,800		$138
Summer School	District	$1,972		$151
Summer School	District	$640		$49
Summer School	District	$1,682		$129
Summer School	District	$2,032		$155
Summer School	District	$1,711		$131
Summer School	District	$2,421		$185
School Board Chair	District	$1,500		$115
School Board	District	$1,000		$77
School Board	District	$750		$59
School Board	District	$1,000		$77
School Board	District	$250		$19
School Board	District	$1,000		$77
Treasurer	District	$1,600		$122

*Includes coaching, Team Leader, Co-curricular stipends, summer programs, after school programs, overtime, curriculum days, additional guidance, nurse days and crowd control managers.

**Includes NH Retirement, FICA, worker's compensation, unemployment compensation, long term disability, medical and dental insurance.

GILFORD SCHOOL DISTRICT
FY2019-2020 VENDOR PAYMENT REPORT

Vendor Name	Payments
2-WAY COMMUNICATIONS SERVICE, INC.	$2,277.50
A+ ATHLETIC PRODUCTS, LLC	$2,800.00
AABLE RESTAURANT EQUIPMENT SERVICES, INC	$954.30
AARON WITHAM	$2,079.70
AASA	$460.00
ABBY ASCIOLA	$357.80
ABENAKI WATER CO.	$192.04
ABSOLUTE SEPTIC SERVICE	$1,430.00
AC SUPPLY CO	$1,431.46
ACADEMIC ENTERTAINMENT	$1,395.00
ACOUSTICA	$940.00
ADA SPORTS AND RACKETS, LLC	$231.00
ADAPTIVEMALL.COM	$69.95
AED SUPERSTORE, ALLIED 100, LLC	$466.72
AIREX FILTERS	$4,223.84
ALAN GOREWITZ	$1,458.00
ALAN MERRIFIELD	$466.00
ALBERT BERTRAND	$68.00
ALBERT J. LAWLOR	$88.00
ALMA TECHNOLOGIES, INC.	$10,990.00
ALYCE MEDEIROS	$640.66
AMAZON.COM CREDIT PLAN	$50,230.50
AMBER MCLANE	$326.19
AMERICAN GRAPHICS INSTITUTE, LLC	$695.00
AMERICAN LIBRARY ASSOC.	$349.00
AMERICAN LIBRARY ASSOCIATION	$204.00
AMERICAN NATIONAL RED CROSS	$195.14
AMERIGAS-LACONIA	$3,666.64
AMIE EDMUNDS	$1,095.00
AMY TRIPP	$184.52
ANDREA DAMATO	$56.26
ANDYMARK, INC	$3,110.77
ANGEL GUARD PRODUCTS, INC.	$360.00
ANNIE'S CAFE	$1,296.62
ANTHONY DINARDO	$428.00
AP INSTITUTE	$2,990.00
APPLIED EDUCATIONAL SYSTEMS, INC.	$599.00
AQUAFAX INC.	$1,072.54
ARBOR SCIENTIFIC	$443.25
ASCD	$2,260.46
ASSETGENIE INC	$4,720.55
ATLANTIC BROADBAND FINANCE, LLC	$2,428.45
AURJENT-EDWARD MAGEE	$300.00
AXIS BUSINESS SOLUTIONS	$11,875.00
B&H PHOTO VIDEO	$165.99
BARBARA BLACKIE	$45.00
BARRY BOLDUC	$373.00
BARRY J. HAMMER	$82.00
BE PUBLISHING	$841.15
BELKNAP LANDSCAPE CO.	$5,250.00

GILFORD SCHOOL DISTRICT
FY2019-2020 VENDOR PAYMENT REPORT

Vendor Name	Payments
BELKNAP TIRE & AUTO REPAIR, LLC	$47.00
BENJAMIN DREW	$390.00
BENJAMIN W. DAVIS	$186.00
BEST BUY STORES, L.P.	$3,899.88
BETH HADDOCK	$188.27
BH PHOTO VIDEO	$1,202.81
BINETTE GYM FLOOR RESTORATION	$4,600.00
BIO RAD	$11,473.07
BIOTIUM, INC.	$130.00
BLACK DIAMOND	$395.72
BLICK ART MATERIALS	$391.37
BOLDUC, DANIELLE	$905.69
BONNETTE, PAGE & STONE CORP.	$21,363.00
BOUZNED DJABELARBI	$282.00
BRADLEY H WOLFF	$176.00
BRAINPOP, LLC	$230.00
BRANDAN AUCOIN	$262.40
BRENDA MCGEE	$145.14
BRENKARE ASSOCIATES, LLC	$900.00
BREWSTER GOVE	$98.00
BRIAN DAVIDSON	$584.00
BRIAN FITZPATRICK	$9.09
BRIAN MURPHY	$98.00
BRIAN SOLLENBERGER	$204.00
BRIGHTER IMAGE	$823.20
BRINE'S - ESC TEAM SALES	$9,288.31
BUDGET BUSINESS MACHINES/ DOCUMENT TECHNOLOGY	$18,364.80
BULK BOOKSTORE	$1,084.50
C.W. PUBLICATIONS	$199.00
CAHOON, ALYSON	$661.62
CAPE AND ISLAND CORP.	$224,900.00
CAPITOL CENTER FOR THE ARTS	$455.00
CAPITOL FIRE PROTECTION, CO.	$26,017.92
CARDIO PARTNERS INC/AED.COM	$1,790.50
CARLEEN PFLUGER	$372.00
CARLEX	$42.85
CAROL YOUNG-PODMORE	$152.08
CAROLE BARBOUR	$45.00
CAROLINA BIO. SUPPLY	$4,761.18
CASANDRA O'REILLY	$37.70
CASASSA LAW OFFICE	$4,717.00
CASSIDY L. BARTLETT	$365.00
CATHY PEASE	$98.00
CCP INDUSTRIES, INC.	$366.08
CCS PRESENTATION SYSTEM	$2,920.00
CDW LLC	$141,667.73
CENGAGE LEARNING	$720.00
CENTER FOR EXCEPTIONAL CHILDREN & FAMLIES	$4,937.50
CENTER FOR READING RECOVERY AND LITERACY COLLABORA	$7,903.52
CENTRAL GARAGE DOOR CO.	$5,882.00

GILFORD SCHOOL DISTRICT
FY2019-2020 VENDOR PAYMENT REPORT

Vendor Name	Payments
CENTRAL PAPER PRODUCTS IN	$42,430.64
CEREBELLUM CORPORATION	$131.82
CHAD B DAVIS	$815.00
CHANTELLE MOYNIHAN	$192.40
CHERYL BRYAN	$471.79
CHESTER CILLEY	$60.00
CHRISTIAN KMETZ	$330.00
CHRISTINE DAVOL	$299.95
CHRISTINE MARIE SMITH	$750.00
CHRISTINE WALLIN	$39.05
CHRISTOPHER PARKER	$116.63
CLEAN-O-RAMA INC	$19,100.09
CLEVERBRIDGE AG	$972.00
COASTAL MARINE BIOLABS	$625.00
COCA-COLA OF NORTHERN N E	$5,041.09
COLLEGIATE PAINTING	$15,800.00
COLORSHED, INC	$1,813.60
COLTON WORKMAN	$60.00
COMMERCIAL KITCHEN EQUIP.	$70.00
COMPUTER RESOURCES LLC	$17,758.90
CONCORD MONITOR INC	$1,169.92
CONNELL, ALYSSA	$187.92
CONSOLIDATED COMMUNICATIONS	$21,957.22
CONSOLIDATED ELECTRICAL DISTRIBUTORS, INC	$7,975.87
CONSTANT CONTACT, INC.	$588.00
CONSTELLATIONS BEHAVIORAL SERVICES, LLC	$9,720.00
CONTROL TECHNOLOGIES INC.	$45,346.62
CORE VOCATIONAL SERVICES INC	$423,240.00
COREY M BICKFORD	$68.00
COREY NAZER	$1,558.19
COSN-CONSORTIUM FOR SCHOOL NETWORKING	$340.00
COTNOIR, RICHARD A	$98.95
COUNCIL FOR EXCEPTIONAL CHILDREN	$190.00
CRAIG CARPENTER	$49.54
CREATIVE SAFETY SUPPLY, LLC	$2,417.47
CROWN TROPHY 18	$1,169.19
CURRICULUM ASSOCIATES	$354.51
CYNTHIA JENKINS	$400.00
DANAHER FLOOR RETORATIONS INC.	$5,000.00
DANIEL CICCARELLO	$390.00
DANIEL F. YOUCH	$102.00
DANIELLE BOLDUC	$620.86
DANIELLE COOK PHOTOGRAPHY	$300.00
DANIELS ELECTRIC CORP.	$25,081.61
DAVID POLLAK	$236.00
DAYTIMERS INC.	$395.77
DEB ACRES	$186.00
DEBORA WHEELER	$614.21
DEBRA LALIBERTE	$125.00
DECKER EQUIPMENT, INC.	$1,114.00

GILFORD SCHOOL DISTRICT
FY2019-2020 VENDOR PAYMENT REPORT

Vendor Name	Payments
DECORATIVE INTERIORS	$15,345.00
DEL R. GILBERT & SON BLOCK CO.	$554.00
DELL COMPUTER CORPORATION	$4,451.75
DEMCO,INC	$745.33
DEMONSTRATED SUCCESS, LLC	$4,271.85
DEMOULIN BROTHERS & COMPANY	$2,952.00
DENISE SANBORN	$281.06
DENNIS ORDWAY	$176.00
DENNIS WHITE	$68.00
DEPARTMENT OF EDUCATION	$50.00
DEREK M. COLQUHOUN	$50.00
DESIGN SCIENCE, INC	$319.60
DESRUISSEAUX, JILL	$130.00
DEVIVO, PETER R.	$6,400.00
DIANE DINARDO	$292.00
DICK BLICK ART MATERIALS	$4,452.40
DICK DUMAIS	$300.00
DONALD GAGNON	$140.00
DONNA ENGLAND	$330.16
DONNA PLUMB	$146.00
DOROTHY DERAPELIAN	$125.00
DOUGLAS D. TREADWAY	$102.00
DREAMBOX LEARNING	$7,680.00
DRUMMOND WOODSUM	$25,964.70
DUNSTAN PEDIATRIC SERVICES	$151,194.96
DUTILE & SONS OIL CO	$615.75
DWAYNE HINXMAN	$168.00
EARLY HEAD START	$9,317.00
EDCLUB, INC.	$472.35
EDUCATION WEEK	$89.94
EDVOTEK - THE BIOTECHNOLOGY EDUCATION COMPANY	$713.90
ELISABETTA FIORE	$51.80
ELIZABETH GROESSER	$99.00
ELIZABETH WHALLEY MCCONNELL	$264.00
ELLEN PETERS	$172.25
ELLIS MUSIC CO., INC.	$3,787.88
EMILY WOLPIN	$192.76
ENABLEMART	$144.32
ENCYCLOPEDIA BRITANNICA	$575.00
ENGRAVING & AWARDS OF N.E	$36.00
ENVISION EDUCATION	$5,800.00
EREPLACEMENTSPARTS.COM, LLC	$219.36
ERIN CREAMER	$99.00
ERNEST A. CLARK, II	$130.00
ESTHER KENNEDY	$1,325.71
ETR ASSOCIATES	$115.99
EVERSOURCE	$338,829.20
EXPLORELEARNING, LLC	$5,930.00
F W WEBB	$4,689.62
FACTS ON FILE	$953.01

GILFORD SCHOOL DISTRICT
FY2019-2020 VENDOR PAYMENT REPORT

Vendor Name	Payments
FAMILYID, INC.	$1,520.00
FANTINI BAKING CO., INC.	$3,552.47
FIRST	$5,235.00
FIRST CHOICE COMMUNICATION SERVICES INC	$940.00
FIRST STUDENT INC	$142,887.94
FIRST STUDENT INC 02	$533,236.89
FIRSTLIGHT	$8,702.50
FLAG-WORKS OVER AMERICA, LLC	$551.55
FLINN SCIENTIFIC INC.	$883.40
FOCUS HOLDINGS LLC	$900.00
FOLLETT SCHOOL SOLUTIONS iNC.	$2,737.06
FOOD FOR SCHOOLS	$700.00
FORMLABS INC.	$1,922.56
FRANKLIN SCHOOL DISTRICT	$750.00
FRED MATTHEW	$88.00
FRONTLINE TECHNOLOGIES	$15,734.16
FUTURE IN SIGHT	$7,500.00
GALE CENGAGE LEARNING	$2,170.14
GARAVENTA USA, INC.	$23,360.80
GARD, KENDRA	$100.00
GARY ALTMAN	$2,555.00
GARY GLAUDE	$1,562.10
GARY JENNESS	$98.00
GARY KUBA	$234.00
GARY NOYES	$906.00
GARY VICKERY	$322.00
GARY WRIGHT	$164.00
GASPARD LTD.	$2,521.00
GATOR SIGN SHOP & SHIPS STORE	$64.00
GAYLE SULLIVAN	$1,532.75
GENERAL PRINTING & DESIGN INC	$486.85
GEORGE BESSLER	$102.00
GES STUDENT ACTIVITY ACCO	$4,500.00
GHS STUDENT ACTIVITY	$27,012.00
GILBERT DALE EMERSON	$75.00
GILFORD HOME CENTER	$1,300.67
GILFORD POLICE DEPARTMENT	$260.00
GILFORD SCHOOL FOOD SERVC	$597.62
GILFORD WELL COMPANY INC	$9,685.45
GILL'S PIZZA CO., LLC	$9,728.60
GINA E. MCGUIRE	$50.00
GLENN CYR	$88.00
GLOBAL PAYMENTS, INC	$6,373.50
GMS SPORTS OFFICALS/WORKERS	$0.00
GMS STUDENT ACTIVITY ACC	$8,125.00
GOOSEBAY SAWMILL AND LUMBER INC.	$673.00
GOPHER SPORT	$1,462.49
GOVCONNECTION, INC	$49,912.39
GRAINGER	$76.86
GRANITE STATE GLASS	$6,080.00

GILFORD SCHOOL DISTRICT
FY2019-2020 VENDOR PAYMENT REPORT

Vendor Name	Payments
GRANITE STATE PHYSICAL THERAPY, PLCC	$39,547.00
GRANITE STATE PLUMBING & HEATING, LLC	$421.00
GRANITE STATE RACE SERVICES, LLC	$995.00
GREAT MINDS, LLC	$6,248.24
GREENLAW MUSIC	$58.00
GRETCHEN HADDOCK	$97.88
GUMDROP BOOKS	$139.55
GUNSTOCK AREA COMMISSION	$2,570.00
GUNSTOCK NORDIC ASSOCIATION	$606.11
GUSTAVO PRESTON CO., INC.	$830.00
H P HOOD LLC	$16,431.77
HAMPSHIRE FIRE PROTECTION CO., LLC	$2,297.00
HANNAFORD	$3,115.91
HEALTH CLUB OF CONCORD LLC	$1,417.50
HEALTH TRUST INC	$3,860,931.85
HEIDI BOURGEOIS	$650.00
HEIDI WILLIAMS	$41.94
HEINEMANN	$6,715.65
HEINEMANN PROFESSIONAL DEVELOPMENT	$8,297.90
HELLO LITERACY INC.	$350.00
HENRY SCHEIN, INC.	$4,283.42
HERMANN DEFREGGER	$1,875.00
HERSHEY CREAMERY CO.	$5,134.56
HOME BEAUTIFUL, INC.	$3,023.52
HOWARD D. KELLEHER	$548.00
HUDL	$1,800.00
IMPACT APPLICATIONS, INC	$875.00
IMPACT FIRE SERVICES, LLC	$800.00
INTERIM HEALTHCARE	$135,102.00
INTER-LAKES SCHOOL DISTRICT	$300.00
INTERNATIONAL READING ASC	$114.00
INTERVAL TECHNOLOGY PARTNERS, LLC	$5,398.72
INTRADO INTERACTIVE SERVICES CORP	$3,105.00
IRENE DAMI	$68.45
IRVING HEATING OIL	$203,956.26
ISAAC J. TEMPLE	$330.00
ISABELLE, SCOTT	$984.49
ISTE	$295.00
IVY LEAVITT-CARLSON	$50.00
IXL LEARNING, INC.	$4,250.00
J P PEST SERVICES, INC.	$644.00
J.W. PEPPER & SONS, INC.	$1,074.55
JADO TWO, LLC	$280.51
JAMES HETU	$298.00
JAMES M. CHASE	$88.00
JAMES PATRICK CARR	$200.00
JAMES R PRESHER	$448.00
JANELLE LABARRE	$56.28
JANICE STOWELL	$297.77
JASON JAVALGI	$7,026.00

GILFORD SCHOOL DISTRICT
FY2019-2020 VENDOR PAYMENT REPORT

Vendor Name	Payments
JAY MOODY	$34.80
JD DESIGN AND PRINT	$1,364.00
JEAN MOREAU	$217.00
JEFF JOSTEN	$1,800.00
JEFFREY J DELOIS	$264.00
JEFFREY NOYES	$136.00
JEFFREY P. KELLY	$498.00
JENNIFER BETOURNAY	$318.00
JENNIFER JOHANSSON	$1,423.68
JENNIFER MCDONALD	$25.00
JENNIFER NASH-BOUCHER	$3,212.30
JENNIFER WYATT	$219.00
JEREMY COLTER	$98.00
JESSE LEWIS CHOOSE LOVE MOVEMENT	$1,120.00
JESSICA DIEDRICH	$50.00
JESSIKA HOWARD	$249.00
JILL COFFEY	$351.14
JILLIAN NICKERSON	$150.00
JIST PUBLISHING, INC.	$74.95
JOE WERNIG	$45.00
JOHN A JASKOLKA	$224.00
JOHN CARRIGG	$68.00
JOHN DONOVAN	$804.59
JOHN E. BILLINGS	$136.00
JOHN H. LYMAN & SONS, INC.	$4,250.00
JOHN KEVIN O'LEARY	$477.00
JOHN MCDONOUGH	$50.00
JOHN WOODMAN	$313.40
JOHN ZUMBACH	$118.94
JON RANDAL EIFERT	$332.00
JONATHAN MOUNCE	$102.00
JOSEPH LAFRANCE	$312.00
JOSEPH MASLOW	$1,341.00
JOSEPH S. MIRANTE III	$272.00
JOSHUA BROOKS	$50.00
JOSHUA FUHRMEISTER	$88.00
JULIANA NELSON	$534.10
JULIE ANDREWS	$162.00
JULIE WHITAKER	$99.00
JUNIOR LIBRARY GUILD	$2,938.25
KAGAN PUBLISHING	$76.00
KARI CROWE	$410.00
KARISSA LYNNE FROST	$50.00
KAROLYN WURSTER / WURSTER CONSULTING, LLC	$16,600.00
KASLO, LLC /LACONIA REFRIGERATION	$14,620.34
KATE FOX	$289.72
KATHERINE BRYANT	$10,524.06
KATHERINE GENOVESE	$139.00
KATHLEEN FYNAN ALDRIDGE	$45.00
KATHLEEN SMITH	$102.00

GILFORD SCHOOL DISTRICT
FY2019-2020 VENDOR PAYMENT REPORT

Vendor Name	Payments
KEITH J. GALVIN	$185.00
KELVIN	$208.20
KENDRA DEVIVO	$30.00
KENNETH J. HALL	$75.00
KENNETH LARY	$0.00
KEVIN BEMIS	$244.00
KEVIN BICKFORD	$68.00
KEVIN J. KAVENY	$204.00
KEVIN MAES	$266.00
KEVIN SHAW	$500.00
KIM WATTERSON	$9.09
KIMBERLY AINSWORTH	$16.00
KIMBERLY ZYLA SALANITRO	$55.35
KIRK BEITLER	$272.97
KITTREDGE EQUIPMENT CO.-NH	$1,921.12
KJRASM LLC	$417.00
KNOWBE4, INC.	$3,060.00
KNOXLAND EQUIPMENT	$343.80
KRISTEN NAZER	$710.78
KRISTIAN BOHN	$234.50
KRISTIE KATZ	$202.08
KRISTIN WALSH	$46.52
KRISTINE NIILER	$146.00
KRISTOPHER G. FURTNEY	$176.00
KUNYSZ-WINDER LLC	$3,114.66
KYLE AVERILL	$160.00
KYLMEG HOTEL MANAGEMENT LLC	$532.00
LACONIA ADULT EDUCATION	$75.00
LACONIA SCHOOL DISTRICT	$234,664.79
LACONIA TRANSFER STATION	$117.50
LACONIA TRUSTWORTHY HARDWARE	$4,656.13
LAKE OPECHEE INN AND SPA	$2,603.50
LAKES REG ENVIRONMENTAL	$3,016.56
LAKES REGION COMMUNITY COLLEGE	$1,827.50
LAKES REGION DISABLED SPORTS AT GUNSTOCK, INC.	$1,440.00
LAKES REGION ENVIRONMENTAL CONTRACTORS	$1,035.00
LAKES REGION SCHOOL ADMIN	$75.00
LAKES REGION STRIPING CO	$2,810.00
LAKESHORE EQUIPMENT CO.	$258.63
LAKESIDE FAMOUS ROAST BEEF	$5,247.73
LAMPO GROUP, LLC	$1,315.01
LANG DOOR & HARDWARE LLC	$8,740.00
LARRY FRIZZELL	$92.00
LARRY TROMBETTA	$508.00
LAURA WEED	$2,126.55
LDR PRODUCTIONS	$3,289.14
LEANNE M. KELLER	$50.00
LEFEBVRE INSURANCE	$2,453.00
LEGO EDUCATION, INC.	$4,117.00
LENZO LAVIN	$412.00

GILFORD SCHOOL DISTRICT
FY2019-2020 VENDOR PAYMENT REPORT

Vendor Name	Payments
LESLEY UNIVERSITY	$10,500.00
LESLIE R. SCHUSTER	$1,353.26
LHS ASSOCIATES INC	$1,673.00
LIBRARYTRAC LLC	$220.00
LIGHTSPEED TECHNOLOGIES INC	$3,745.00
LINDA BETTONEY	$125.22
LINDA BICKFORD	$72.70
LISA BRACE	$406.97
LORI HANF	$178.99
LORI JEWETT	$96.85
LORIENNE M VALOVANIE	$233.04
LORIMOER FRANCOEUR	$146.00
LOUISE K JAGUSCH	$180.58
LOWES	$6,485.64
LYVIE BEYRENT	$2,202.94
M SAUNDERS INC PRODUCE	$16,856.00
M. E. O'BRIEN & SONS, INC.	$566.09
MACGILL	$1,049.66
MACMILLAN	$1,753.52
MAGAZINELINE	$34.94
MAINE COLLEGE OF ART	$230.00
MAINE OXY ACETYLENE SUPPLY CO.	$550.00
MARGARET JENKINS	$993.49
MARILEE NIHAN	$88.00
MARK CRISMAN	$146.00
MARK GREGORAKOS	$82.00
MARK REDMAN	$68.00
MARSHALL MEMO LLC	$160.00
MARY ANNA LUSTGRAAF	$20.00
MARY BURKE	$110.00
MASON ROBERGE	$136.00
MASSACHUSETTS COMPUTER USING EDUCATORS (MASSCUE)	$195.00
MASTERLIBRARY.COM, LLC	$3,912.50
MATHCOUNTS REGISTRATION	$300.00
MATHEMATICS AND PROBLEM SOLVING, LLC	$73.60
MATT DEMKO	$110.00
MATTHEW HOWE	$48.72
MAURICE D. BILODEAU	$82.00
MCAULIFFE-SHEPARD DISCOVERY CENTER	$756.00
MCINTIRE BUSINESS PRODUCT, INC.	$3,489.35
MCKESSON MEDICAL-SURGICAL INC	$2,115.19
MCMASTER-CARR	$5,022.67
MEGHAN ROTHERMEL	$55.16
MELANIE FRANKS	$678.85
MELANIE MARZOLA	$102.00
MELISSA OTIS	$3,734.34
MICHAEL ANDRISKI	$619.00
MICHAEL J. KREBS	$136.00
MICHAEL PERCY	$88.00
MICHAEL PROULX	$46.00

GILFORD SCHOOL DISTRICT
FY2019-2020 VENDOR PAYMENT REPORT

Vendor Name	Payments
MICHAEL ROBBS	$141.77
MICHELLE BERNARD	$210.98
MICHELLE STOW	$178.21
MILTON CAT	$880.07
MIRIAM YORK	$855.00
MITCHELL MASTROMATTEO	$102.00
MONSIDO, INC.	$5,580.00
MPULSE MAINT.SOFTWARE	$2,847.05
MSB CONSULTING GROUP, LLC	$3,760.06
MULLEAVEY, KEN	$992.57
MUSIC THEATRE INTERNATIONAL	$927.65
MUSICIAN'S FRIEND	$565.16
MYSTERY SCIENCE INC.	$999.00
N.H. RETIREMENT SYSTEM S	$121.92
N.H. RETIREMENT SYSTEM T	$29.81
NASCO	$4,659.71
NATALIE WYATT	$32.75
NATE NICHOLS	$332.00
NATIONAL ASSOCIATION OF MUSIC EDUCATION	$362.50
NATIONAL EMERGENCY NUMBER ASSOC.	$255.00
NATIONAL GEOGRAPHY BEE	$120.00
NATIONAL PEN COMPANY, LLC	$185.00
NEACAC	$25.00
NEASC	$4,065.00
NELMS	$1,375.00
NEW HAMPSHIRE ATHLETIC DIRECTORS ASSOC.	$255.00
NEW HAMPSHIRE BASKETBALL COACHES ORGANIZATION	$265.00
NEW HAMPSHIRE HISTORICAL SOCIETY	$384.00
NEW HAMPSHIRE SOFTBALL COACHES ASSOCIATION	$45.00
NEW HAMPSHIRE STATE LIBRARY	$1,575.00
NEW HAMPSHIRE TECHINCAL INSTITUTE	$100.00
NEW HAMPSHIRE TRACK AND FIELD COACHES ASSOCIATION	$60.00
NEW HAMPSHIRE VOLLEYBALL COACHS ASSOCIATION	$35.00
NEW READERS PRESS	$77.50
NH ASSOC FOR PRINCIPALS	$810.00
NH ELECTRIC MOTORS	$427.62
NH FIELD HOCKEY COACHES ASSOCIATION	$50.00
NH LEGO LEAGUE	$1,000.00
NH MUNICIPAL BOND BANK	$95,291.25
NH SCHOOL COUNSELOR ASSOCIATION	$500.00
NHAHPERD	$130.00
NHASBO	$200.00
NHASCD	$245.00
NHASEA	$395.00
NHASP STATE MEMBERSHIP	$3,190.00
NHIAA	$6,265.00
NHSAA	$8,125.00
NHSBA	$5,543.67
NHSCA	$50.00
NHSTE	$3,459.83

GILFORD SCHOOL DISTRICT
FY2019-2020 VENDOR PAYMENT REPORT

Vendor Name	Payments
NINA GAVRYLYUK	$45.00
NO LIMITS MOTORSPORTS	$107.98
NOELLE PLOURDE	$1,505.00
NORTHEAST DELTA DENTAL IN	$300,527.21
NORTHEAST RECORD RETENTION NORTH, LLC	$1,322.50
NORTHEAST SECURITY AGENCY	$16,662.00
NORTHERN NURSERIES	$2,312.00
NORTHWEST ENERGY EFFICIENCY COUNCIL	$75.00
NORTHWEST EVALUATION ASSOCIATION	$12,325.00
NURTISLICE, INC.	$576.36
NUTRI-LINK TECHNOLOGIES, INC.	$795.00
ORIENTAL TRADING CO INC	$271.03
OVERDRIVE, INC.	$4,197.67
PAHL EMMETT SHARROW JR.	$146.00
PANDADOC INC	$4,171.50
PARKER EDUCATION	$57,623.40
PATRICA MADORE	$73.98
PATRICIA BEARD	$256.83
PATRICIA H MURE	$234.00
PAUL A. GOUETTE	$308.72
PAUL BOURGELAIS	$260.00
PAUL D. RAYMOND JR.	$88.00
PAUL DELGADO	$68.00
PAUL S. LACKEY	$88.00
PAUL WARNICK	$300.00
PAVEL DVORAK	$500.00
PEARL BARNARD	$331.12
PEARSON ASSESSMENTS	$1,163.38
PEARSON EDUCATION	$9,036.96
PEDIATRIC PHY THERAPY INC	$68,463.16
PEOPLE'S UNITED BANK	$1,104,929.75
PERFECTION LEARNING CORP.	$28.33
PERMA-BOUND, INC	$603.55
PETER BOWLER	$157.00
PFG NORTHCENTER	$61,920.98
PHEASANT RIDGE GOLF CLUB	$576.00
PHILIP MOLLICA	$438.00
PHONAK	$1,810.97
PICHES SKI SHOP	$20,618.98
PIONEER MANUFACTURING INC	$258.00
PITNEY BOWES	$11,012.97
PITSCO, INC	$493.74
PLODZIK & SANDERSON	$16,250.00
PORTLAND POTTERY	$3,421.56
POSITIVE PREASURE PUMP REPAIR	$551.30
POWERSCHOOL	$4,493.65
PRESCOTT FARM AUDOBON CENTER	$448.00
PRESCOTT'S FLORIST & GARD	$179.95
PRIMEX 3	$77,486.63
PRODUCTION ADVANTAGE	$209.38

GILFORD SCHOOL DISTRICT
FY2019-2020 VENDOR PAYMENT REPORT

Vendor Name	Payments
PRO-ED, INC.	$343.20
PROFESSIONAL SOFTWARE FOR NURSES, INC.	$2,640.00
PROJECT LEAD THE WAY, INC.	$750.00
PSYCHOLOGICAL ASSESSMENT RESOURCES	$129.80
QUILL CORPORATION	$4,376.08
R. ANTHONY DIEHL	$68.00
RACHEL AUGER	$14.95
RAINBOW RESOURCES CENTER, INC.	$369.68
RAYMOND SCOTT CRAIGIE	$270.00
RDC HOLDINGS LLC	$2,965.20
READING READING BOOKS LLC	$239.40
REAL OT SOLUTIONS, INC.	$14.85
REALITYWORKS, INC.	$1,100.00
REALLY GOOD STUFF	$1,024.82
REBECCA BEDARD	$3,865.96
REBECCA SHIBLEY	$118.78
REBECCA ZAKORCHEMNY	$170.00
REBEKAH MOGEE	$3,000.00
RED HOT SPORTS PROMOTIONS	$1,615.50
RENAISSANCE LEARNING	$3,750.00
REV ROBOTICS LLC	$619.82
RICHARD ACQUILANO	$584.96
RICHARD ANTHONY	$692.00
RICHARD BROWNLEY	$88.00
RICHARD G. DUMAIS	$900.00
RICHARD HIGGINS	$82.00
RICHARD TRACY	$88.00
RIO GRANDE	$510.11
RITA GEORGES	$146.00
ROBERT A. GOUETTE / BOB'S LOCK AND KEY	$35.65
ROBERT BARBARISI	$156.00
ROBERT BOSCH TOOL CORPORATION	$10,463.64
ROBERT HODSDON	$204.00
ROBERT MAHAN	$102.00
ROBERT S PLESSNER	$750.00
ROBERT SALOME	$88.00
ROBERT STADNICKI	$264.00
ROLAND GAMELIN	$312.00
ROLAND J. BOURQUE	$88.00
ROSLYN ROY	$588.10
ROWELL'S SEWER & DRAIN, LLC	$7,745.49
RPF ASSOCIATES INC	$2,085.00
RUSSELL PERRIN	$88.00
RYAN CAMERON	$249.99
SALLY SESSLER	$6.73
SALMON PRESS	$1,986.85
SAL'S PRODUCTION LLC	$375.30
SAMUEL SAWYER	$720.00
SANEL AUTO PARTS	$3,478.78
SARAH A. DEUELL	$50.00

GILFORD SCHOOL DISTRICT
FY2019-2020 VENDOR PAYMENT REPORT

Vendor Name	Payments
SARAH ACHORN	$1,755.00
SARAH HENGSTENBERG	$1,933.92
SAULNIER, ANN	$19.92
SCADA ACCESS INC	$96.00
SCHOLASTIC INC	$4,128.99
SCHOLASTIC-THE TEACHER STORE	$109.00
SCHOOL DATEBOOKS, INC.	$551.80
SCHOOL HEALTH CORPORATION	$4,059.97
SCHOOL LIBRARY JOURNAL	$165.98
SCHOOL MART	$1,370.86
SCHOOL NURSE SUPPLY, INC.	$1,385.26
SCHOOL SPECIALTY MARKETPLACE	$1,609.24
SCHOOL SPECIALTY, INC.	$101.66
SCOTT A. HAZZARD	$102.00
SCOTT B. MOORE	$98.00
SCOTT L. BRYANT	$700.00
SCOTT MILLER	$760.00
SCULPTURE HOUSE INC.	$128.00
SDB SPECIALTY NETWORKING	$16,672.90
SEACOAST SCIENCE CENTER	$284.00
SERESC	$628.23
SHAKER REGIONAL SCHOOL DISTRICT	$39,266.63
SHANE SIRLES	$332.00
SHARE CORP.	$725.46
SHARON OSBURN	$45.00
SHARON WALLACE	$70.25
SHAWN DESJARDINS	$68.00
SHAWN MURPHY	$349.00
SHEFFIELD POTTERY, INC.	$659.00
SHERWIN-WILLIAMS	$1,058.85
SHIFFLER SALES, INC	$994.18
SIDWAY, ROBERT	$240.00
SIGNET ELECTRONIC SYSTEMS, INC.	$484.00
SMILE MAKERS	$85.95
SOCIAL STUDIES SCHOOL SER	$1,102.99
SOLARWINDS, INC.	$426.00
SOULE LESLIE KIDDER, SAYWARD & LOUGHMAN, P.L.L.C.	$27,542.50
SPERAZZO, ANTHONY	$3,465.15
SQUAM LAKES NATURAL SCIENCE CNTR	$360.00
STACY SORRELL	$50.00
STADIUM SYSTEM, INC.	$5,858.75
STANLEY ELEVATOR CO. INC.	$3,294.00
STATE OF N H-CRIMINAL REC	$4,312.25
STATE OF NEW HAMPSHIRE	$1,200.00
STENHOUSE	$295.00
STEPHANIE JOHNSON	$186.00
STEPHANIE MASTERS	$985.77
STEPHEN CATALANO PHD	$90,290.00
STEPHEN PUGH	$93.00
STEPHEN ROSSETTI	$810.00

GILFORD SCHOOL DISTRICT
FY2019-2020 VENDOR PAYMENT REPORT

Vendor Name	Payments
STEVE O'RIORDAN	$24.50
STEVE SPANGLER SCIENCE	$60.97
STEVEN R. BURROWS	$176.00
SULLIVAN, ALLISON	$985.12
SUMMA HUMMA ENTERPRISES, LLC	$42,579.49
SUMMIT SUPPLY CORP.OF CO.	$0.00
SUNNYSIDE MAPLES	$97.80
SUPERIOR FENCE CO.	$8,665.00
SUSAN PEARSON	$34.79
SUZANNE LALIBERTE	$52.22
SUZANNE S. HOEY	$93.00
SWANK MOTION PICTURES, INC	$3,634.00
TAYLOR RENTAL	$785.04
TEACHER SYNERGY INC.	$84.92
TEACHERS DISCOVERY	$603.00
TEACHING STRATEGIES, INC.	$142.45
TECHNOLOGY EDUCATION CONCEPTS, INC.	$4,518.79
THE EDUCATION COOPERATIVE	$1,150.00
THE LACONIA DAILY SUN	$8,326.50
THE OMNI GROUP	$132.00
THE VILLAGE STORE	$436.91
THOMAS A. WAINWRIGHT	$0.00
THOMAS CARR	$100.00
THOMAS FISCHER	$160.00
THOMAS J HANRIGHT	$332.00
THOMAS RAYMOND	$17.25
TICE ASSOCIATES INC	$2,585.00
TIM KEEFE	$88.00
TIME FOR KIDS	$891.00
TIMOTHY GOGGIN	$221.56
TOUCHMATH ACQUISITION, LLC	$639.00
TOWN OF GILFORD	$242,500.00
TRAVERS TOOL CO, INC	$1,240.89
TREASURER STATE OF N H -L	$100.00
TREASURER, SNH - DOT	$2,155.26
TREASURER, STATE OF N H	$75.00
TREASURER, STATE OF N.H. SURPLUS DIST.	$2,572.50
TREASURER, STATE OF NEW HAMPSHIRE	$201.51
TRI COUNTY POWER EQUIPMENT, INC.	$175.20
TRIARCO ARTS AND CRAFTS LLC	$1,077.91
TRICOR DIRECT INC.	$2,717.45
TYLER BUSINESS FORMS	$2,338.16
TYLER TECHNOLOGIES, INC	$18,162.37
TYLERGRAPHICS INC	$4,180.00
ULINE, INC.	$3,966.72
UNH PROFESSIONAL DEV & TRAINING	$219.00
UNION LEADER CORP.	$3,079.11
UNITED PARCEL SERVICE	$17.87
UNITED SOCCER COACHES ASSOCIATION	$125.00
UNIVERSAL CONCEPTS, INC.	$1,087.00

GILFORD SCHOOL DISTRICT
FY2019-2020 VENDOR PAYMENT REPORT

Vendor Name	Payments
US BANK NATIONAL ASSOCIATION/EQUIPMENT FINANCE	$31,002.17
US GAMES	$120.94
USI EDUCATION & GOVERNMENT	$474.77
VAL CHASE	$110.00
VALERIE MULKHEY	$732.54
VANGUARD INDUSTRIES EAST, INC.	$261.69
VANGUARD MANUFACTURING	$1,887.44
VANTASTIC INC DBA/BODY COVERS	$3,427.75
VERIZON WIRELESS	$3,243.72
VICTORIA HODGSON	$199.16
VILLAGE NURSERY SCHOOL	$13,075.00
VIRGIL BOSSOM	$100.00
VOCABULARY SPELLING CITY.COM	$1,251.00
WALTER B. HAUSER	$102.00
WASTE MANAGEMENT INC OF N	$28,440.44
WAYNE R. HUSBAND	$82.00
WB MASON	$63,347.38
WENGER CORPORATION	$1,800.00
WEVIDEO, INC.	$2,659.00
WILLIAM A AUBIN	$102.00
WILLIAM ANDRUS	$176.00
WILLIAM BALL	$65.00
WILLIAM J. BELAIR	$470.00
WILLIAM P. DAVIS EXCAVATION, LLC	$21,900.00
WILLIAM R AKERLEY	$1,242.00
WILLIAM ROITER	$68.00
WILLIAM RONAN JR.	$75.00
WILLIAM SMALLWOOD	$102.00
WILSON LANGUAGE TRAINING CORPORATION	$366.57
WINGSPEED ADVENTURES LLC	$534.71
WINNISQUAM PRINTING, INC	$1,746.59
WINNISQUAM REGIONAL SCH D	$6,784.63
WMA EQUIPMENT REPAIR SERVICES, LLC	$1,336.65
WOODWIND & BRASSWIND	$269.95
WORTHINGTON	$5,233.04
WRITE NOW--VSA ARTS OF NH	$45.00
XELLO	$2,800.00
ZACHARY STEPHENSON	$136.00
ZANER BLOSER INC.	$915.16
ZEARN, INC.	$900.00
ZSPACE, INC.	$4,350.00

741 Vendors Listed.

TOWN OF GILFORD
2021 ANNUAL TOWN MEETING
WARRANT

To the inhabitants of the Town of Gilford in the State of New Hampshire, qualified to vote in Town affairs:

FIRST SESSION

You are hereby notified to meet for the First Session of the 2021 Annual Town Meeting, to be held in the Gilford High School Auditorium, 88 Alvah Wilson Road, in said Town of Gilford, on Tuesday, February 2, 2021, beginning at seven o'clock in the evening (7:00pm). The First Session will consist of explanation, discussion and debate on each of the following warrant articles; and will afford those voters who are present the opportunity to propose, debate and adopt amendments to each warrant article to the extent prescribed under the laws of the State of New Hampshire.

SECOND SESSION

You are hereby notified to meet for the Second Session of the 2021 Annual Town Meeting, to be held in the Gilford Youth Center, 19 Potter Hill Road, in said Town of Gilford, on Tuesday, March 9, 2021, beginning at seven o'clock in the morning (7:00am) until the closing of the polls at seven o'clock in the evening (7:00pm). The Second Session will consist of voting by official ballot to elect Town Officers and voting by official ballot on all warrant articles from the First Session, as may be amended, as follows:

ARTICLE 1: To choose the necessary Town Officers for the following year; to wit:

- One Selectman for a three year term;
- One Trustee of Trust Funds for a three year term;
- Two Library Trustees for a three year term;
- One Cemetery Trustee for a three year term;
- Three Budget Committee Members for three year terms;
- One Fire Engineer for a three year term.

ARTICLE 2 Are you in favor of the adoption of Amendment Number 1 as proposed by the Gilford Planning Board for the Gilford Zoning Ordinance as follows?

Amend the Official Zoning Map of the Town of Gilford and Section 2.5, Rezoning, of the Gilford Zoning Ordinance, by changing the zoning of land located generally on the north side of Lake Shore Road/Route 11 from Lily Pond Road eastward to the end of Airport Road, from the Industrial (I) Zone to the Commercial (C) Zone. The area encompasses approximately 12.85 acres (excluding roads) and includes Tax Map & Lot #214-034.000, #214-035.000, #214-036.000, #214.037.000, #214-038.600, #214-046.000, #214-046.001, and #214-047.000. (An official copy of the entire proposal is on file at the Town Clerk's Office and on display at the meeting place on the date of the Town Meetings and may be viewed at www.gilfordnh.org.)

ARTICLE 3: Are you in favor of the adoption of amendments to the Gilford Fire Prevention Code as proposed by the Gilford Board of Fire Engineers and recommended by the Gilford Planning Board as follows?

Amend the Fire Prevention Code for the Town of Gilford to enforce the State Fire Code and adopt additional provisions thereto for the construction and maintenance of all commercial/multifamily buildings and structures. (An official copy of the entire proposal is on file at the Town Clerk's Office and on display at the meeting place on the date of the Town Meetings and may be viewed at www.gilfordnh.org.).

ARTICLE 4: Shall the Town vote to raise and appropriate as an operating budget, not including appropriations by special warrant articles and other appropriations voted separately, the amounts set forth on the budget posted with the warrant or as amended by vote of the first session, for the purposes set forth therein, totaling $14,743,845? Should this article be defeated, the default budget shall be $14,189,402, which is the same as last year, except for certain adjustments required by previous action of the Town or by law; or the Board of Selectmen may hold one special meeting, in accordance with RSA 40:13, X and XVI, to take up the issue of a revised operating budget only.
(Recommended by the Board of Selectmen 3 to 0)
(Recommended by the Budget Committee 11 to 0)

ARTICLE 5: Shall the Town vote to approve the cost items included in the two year collective bargaining agreement reached between the Board of Selectmen and the Teamsters Local 633 of New Hampshire, on behalf of certain Police Department employees, which calls for increases in the wage and benefit package of $50,749 for the estimated costs necessary to fund the new collective bargaining agreement in the current fiscal year over the costs attributable to wages and benefits that would have been due under the current agreement at the current staffing level; and furthermore, vote to raise and appropriate the sum of fifty thousand seven hundred forty-nine dollars ($50,749) for the current fiscal year? The estimated cost to fund the wages and benefits in the second year of the agreement is an increase of $52,014 over the costs attributable to the wages and benefits that would have been paid under the current agreement at the current staffing levels.
(Recommended by the Board of Selectmen by a vote of 3 to 0)
(Recommended by the Budget Committee by a vote of 10 to 0)

ARTICLE 6: Shall the Town vote to raise and appropriate the sum of thirty-six thousand dollars, ($36,000), for phase 3 (out of 3) of the Police Department radio system upgrade project? This sum to come from surplus fund balance and no amount to be raised from new taxation. This will be a non-lapsing appropriation per RSA 32:7, VI and will not lapse until the project is completed or by December 31, 2022, whichever is sooner.
(Recommended by the Board of Selectmen 3 to 0)
(Recommended by the Budget Committee 11 to 0)

ARTICLE 7: Shall the Town vote to raise and appropriate the sum of two hundred five thousand nine hundred nineteen dollars, ($205,919), to be used as the final lease purchase payment on Fire Engine 3; and authorize the withdrawal of two hundred five thousand nine hundred nineteen dollars, ($205,919) from the Fire Equipment Capital Reserve Fund created for that purpose?
(Recommended by the Board of Selectmen 3 to 0)
(Recommended by the Budget Committee 11 to 0)

ARTICLE 8: Shall the Town vote to authorize the Board of Selectmen to enter into a five year lease purchase agreement in the amount of sixty thousand dollars, ($60,000), for a Fire Department Command Vehicle, contingent upon such an agreement having a non-appropriation clause in accordance with the provisions of RSA 33:7-e; and to raise and appropriate the sum of twelve thousand six hundred dollars, ($12,600), to be used towards making the vehicle operational and the first year's payment for that purpose?
(Recommended by the Board of Selectmen 3 to 0)
(Recommended by the Budget Committee 11 to 0)

ARTICLE 9: Shall the Town vote to raise and appropriate the sum of fifty-five thousand dollars, ($55,000), to purchase a DPW pick-up truck with plow and accessories? This sum to come from surplus fund balance and no amount to be raised from new taxation. This will be a non-lapsing appropriation per RSA 32:7, VI and will not lapse until the purchase is completed or by December 31, 2022, whichever is sooner.
(Recommended by the Board of Selectmen 3 to 0)
(Recommended by the Budget Committee 11 to 0)

ARTICLE 10: Shall the Town vote to authorize the Board of Selectmen to enter into a five year lease purchase agreement in the amount of one hundred seventy thousand dollars, ($170,000), for a DPW trailer mounted jet-vac cleaner, contingent upon such an agreement having a non-appropriation clause in accordance with the provisions of RSA 33:7-e; and to raise and appropriate the sum of thirty-four thousand dollars, ($34,000), to be used towards making the equipment operational and as the first year's payment for that purpose?
(Recommended by the Board of Selectmen 3 to 0)
(Recommended by the Budget Committee 11 to 0)

ARTICLE 11: Shall the Town vote to raise and appropriate the sum of eighty-five thousand dollars, ($85,000), to purchase and install a vehicle scale at the Solid Waste Center? This sum to come from surplus fund balance and no amount to be raised from new taxation. This will be a non-lapsing appropriation per RSA 32:7, VI and will not lapse until the purchase is completed or by December 31, 2022, whichever is sooner.
(Recommended by the Board of Selectmen 3 to 0)
(Recommended by the Budget Committee 11 to 0)

ARTICLE 12: Shall the Town vote to raise and appropriate the sum of two thousand nine hundred dollars, ($2,900), to be added to the Police Dog and Training Capital Reserve Fund previously established in 2018?
(Recommended by the Board of Selectmen 3 to 0)
(Recommended by the Budget Committee 11 to 0)

ARTICLE 13: Shall the Town vote to raise and appropriate the sum of ten thousand dollars, ($10,000), to be added to the Sidewalk Capital Reserve Fund previously established in 2018? This sum to come from surplus fund balance and no amount to be raised from new taxation.
(Recommended by the Board of Selectmen 3 to 0)
(Recommended by the Budget Committee 11 to 0)

ARTICLE 14: Shall the Town vote to raise and appropriate the sum of ten thousand two hundred ninety-three dollars, ($10,293), to be added to the Technology Capital Reserve Fund previously established in 2018? This sum to come from surplus fund balance using FY2020 cable television franchise technology grants that were deposited into the general fund and no amount to be raised from taxation.
(Recommended by the Board of Selectmen 3 to 0)
(Recommended by the Budget Committee 11 to 0)

ARTICLE 15: Shall the Town vote to raise and appropriate the sum of twenty-five thousand dollars, ($25,000), to be added to the Building Repair Capital Reserve Fund previously established in 2007? This sum to come from surplus fund balance and no amount to be raised from new taxation.
(Recommended by the Board of Selectmen 3 to 0)
(Recommended by the Budget Committee 11 to 0)

ARTICLE 16: Shall the Town vote to raise and appropriate the sum of fifty thousand dollars, ($50,000), to be added to the Public Works Building Capital Reserve Fund previously established in 2020? This sum to come from surplus fund balance and no amount to be raised from new taxation.
(Recommended by the Board of Selectmen 3 to 0)
(Recommended by the Budget Committee 11 to 0)

ARTICLE 17: Shall the Town vote to raise and appropriate the sum of twenty-five thousand dollars, ($25,000), to be added to the Fire Water Supply Maintenance Capital Reserve Fund previously established in 2008 for town-wide fire suppression purposes? This sum to come from surplus fund balance and no amount to be raised from new taxation.
(Recommended by the Board of Selectmen 3 to 0)
(Recommended by the Budget Committee 11 to 0)

ARTICLE 18: Shall the Town vote to raise and appropriate the sum of twenty thousand dollars, ($20,000), to be added to the Recreation Facilities Maintenance Capital Reserve Fund previously established in 2008? This sum to come from surplus fund balance and no amount to be raised from new taxation.
(Recommended by the Board of Selectmen 3 to 0)
(Recommended by the Budget Committee 11 to 0)

ARTICLE 19: Shall the Town vote to raise and appropriate the sum of ten thousand dollars, ($10,000), to be added to the Glendale Boat and Launch Ramp Facilities Maintenance Capital Reserve Fund previously established in 2008? This sum to come from surplus fund balance using FY2020 Glendale Permit revenues that were deposited into the general fund and no amount to be raised from taxation.
(Recommended by the Board of Selectmen 3 to 0)
(Recommended by the Budget Committee 11 to 0)

ARTICLE 20: Shall the Town vote to raise and appropriate the sum of one hundred thousand dollars, ($100,000), to be added to the Fire Equipment Capital Reserve Fund previously established in 1989? This sum to come from surplus fund balance and no amount to be raised from new taxation.
(Recommended by the Board of Selectmen 3 to 0)
(Recommended by the Budget Committee 11 to 0)

ARTICLE 21: Shall the Town vote to raise and appropriate the sum of one hundred thousand dollars, ($100,000), to be added to the Bridge Replacement Capital Reserve Fund previously established in 2006? This sum to come from surplus fund balance and no amount to be raised from new taxation.
(Recommended by the Board of Selectmen 3 to 0)
(Recommended by the Budget Committee 11 to 0)

ARTICLE 22: Shall the Town vote to change the purpose of the Bridge Replacement Capital Reserve Fund to the Bridge Maintenance & Replacement Capital Reserve Fund? (2/3 vote required)
(Recommended by the Board of Selectmen 3 to 0)

ARTICLE 23: Shall the Town vote to raise and appropriate the sum of fifty-eight thousand dollars, ($58,000), to be added to the Lakes Business Park Capital Trust Fund previously established pursuant to the terms of the Inter-Municipal Agreement that was approved under Article 18 of the 2001 Annual Town Meeting? This sum to come from surplus fund balance and no amount to be raised from new taxation.
(Recommended by the Board of Selectmen 3 to 0)
(Recommended by the Budget Committee 11 to 0)

ARTICLE 24: Shall the Town vote to raise and appropriate the sum of ten thousand dollars, ($10,000), to be added to the Sewer Maintenance Capital Reserve Fund previously established in 2007? This sum to come from sewer fund balance and no amount to be raised from taxation.
(Recommended by the Board of Selectmen 3 to 0)
(Recommended by the Budget Committee 11 to 0)

ARTICLE 25: Shall the Town vote to raise and appropriate the sum of ten thousand dollars, ($10,000), (level funding request), to support the operation of the Laconia Area Center of Community Action Program? The Laconia Area Center staff provides low income, elderly and disabled residents of Gilford assistance with basic needs such as fuel assistance, electric assistance, meals on wheels, home weatherization, security deposits for housing, and maintains a food pantry accessible every day during business hours. In 2020 residents of Gilford received services through the programs of Community Action Program, Belknap-Merrimack Counties, Inc., and the Laconia Area Center. (Submitted by petition)
(Recommended by the Board of Selectmen 2 to 1)
(Recommended by the Budget Committee 10 to 1)

ARTICLE 26: Shall the Town vote to raise and appropriate the sum of two thousand, six hundred and sixty dollars, ($2,660), in support of New Beginnings Without Violence & Abuse, the center for free and confidential intervention, support and advocacy for those whose lives have been affected by domestic, sexual and stalking violence? Services include access to crisis line, emergency shelter, information and referral, staff and advocates for individuals, schools, police, courts, hospitals and others, 24 hours a day, 7 days a week. You don't have to be in crisis to call a crisis center. There are no fees for service. (Submitted by petition)
(Recommended by the Board of Selectmen 2 to 1)
(Recommended by the Budget Committee 10 to 1)

ARTICLE 27: Shall the Town vote to raise and appropriate the sum of twenty-one thousand dollars, ($21,000), in support of the Lakes Region Mental Health Center (LRMHC) for the delivery of emergency mental health services? These services include access to Master's level clinicians and psychiatrists by individuals, police, fire, schools, hospitals and others, 24 hours per day, 7 days per week. Services are provided to anyone in need, regardless of their ability to pay. LRMHC is designated by the State of New Hampshire as the community mental health center serving Belknap and southern Grafton Counties. We served 4,089 children, families, adults and elders in fiscal year 2020, 234 of whom were Gilford residents. LRMHC provided emergency services to 54 Gilford residents in fiscal year 2020. LRMHC provided $61,054 in charitable care to Gilford residents last fiscal year. (Submitted by petition)
(Recommended by the Board of Selectmen 2 to 1)
(Recommended by the Budget Committee 10 to 1)

ARTICLE 28: Shall the Town vote to raise and appropriate the sum of twenty-three thousand five hundred dollars, ($23,500), to support the operations of Central New Hampshire VNA & Hospice, a local agency that provides visiting nurse services, hospice care, and pediatric care to residents of the Town of Gilford, NH? This past year residents of Gilford received over 4,166 home visits from Central New Hampshire VNA & Hospice and approximately forty-two thousand dollars in uncompensated care. Town funds are used chiefly to support hospice care, pediatric care to children at medical or social risk, wellness clinics, bereavement support groups and immunization services. (Submitted by Petition)
(Recommended by the Board of Selectmen 2 to 1)
(Recommended by the Budget Committee 10 to 1)

ARTICLE 29 Shall the Town vote to authorize the Board of Selectmen and Conservation Commission to convey to Christopher Harris, by means of a boundary adjustment, a portion of a parcel of land situated at 48 Hedgewood Circle; more particularly referenced at Tax Map 227, Lot 159; being 0.83 (+/-) acres, under such terms and conditions as the Selectmen and Conservation Commission may deem to be in the best interest of the Town; provided that the sale price shall be based on fair market appraisal to be completed by an appraiser acceptable to both the Town of Gilford and Christopher Harris; and provided further that this parcel of land shall be permanently merged with the abutting parcel owned by Christopher Harris at 42 Hedgewood Circle, more particularly referenced at Tax Map 227, Lot 158. The funds received from this sale shall be deposited into the Conservation Fund.

ARTICLE 30 Shall the Town vote to urge that the New Hampshire General Court, which is obligated to redraw the maps of political districts within the state following the federal census, will ensure fair and effective representation of New Hampshire voters without gerrymandering. Additionally, the voters ask the Town of Gilford to urge the NH General Court to carry out the redistricting in a fair and transparent way through public meetings, not to favor a particular political party, to include communities of interest, and to minimize multi-seat districts. Furthermore, as the New Hampshire State Constitution, Part 2, Article 11 allows towns of sufficient population to have their own state representatives, not shared with other towns, for the Town of Gilford to petition the NH General Court for its own exclusive seat(s) in the NH House of Representatives if it does not already have it, ensuring that State Representatives properly represent the town's interests. The record of the vote approving this article shall be transmitted by written notice from the Selectmen to Gilford's state legislators, informing them of the demands from their constituents within 30 days of the vote. (Submitted by petition)

GIVEN UNDER OUR HANDS ON THE 13th DAY OF JANUARY, 2021, BY THE GILFORD BOARD OF SELECTMEN. ATTEST:

Dale Channing Eddy, Selectman

Gus Benavides, Selectman

J. Kevin Hayes, Selectman

UNDER SEAL OF THE TOWN, A TRUE COPY. ATTEST:

Danielle LaFond, Town Clerk – Tax Collector

RECEIVED
JAN 14 2021

New Hampshire
Department of
Revenue Administration

2021
MS-737

Proposed Budget
Gilford

For the period beginning January 1, 2021 and ending December 31, 2021

Form Due Date: **20 Days after the Annual Meeting**

This form was posted with the warrant on: _____

BUDGET COMMITTEE CERTIFICATION

Under penalties of perjury, I declare that I have examined the information contained in this form and to the best of my belief it is true, correct and complete.

Name	Position	Signature
SEAN P. Murphy	Chairperson	Sean P. Murphy
J. Kevin Hayes	Member	J. Kevin Hayes
Michael Dowe	Member	Michael Dowe
GRETCHEN GINDINI	School Board Member	
Amber LaTorre	Member	
David Tyler	Member	
KRISTIN SNOW	VICE CHAIR PERSON	Kristin K. Snow
Brian Anderson	Member	Brian Anderson
DOROTHY PIQUADO	Budget Comm.	Dorothy Piquado
THOMAS CHASE	BUDGET COMM.	Thomas Chase

This form must be signed, scanned, and uploaded to the Municipal Tax Rate Setting Portal:
https://www.proptax.org/

For assistance please contact:
NH DRA Municipal and Property Division
(603) 230-5090
http://www.revenue.nh.gov/mun-prop/

Appropriations

Account	Purpose	Article	Actual Expenditures for period ending 12/31/2020	Appropriations for period ending 12/31/2020	Selectmen's Appropriations for period ending 12/31/2021 (Recommended)	Selectmen's Appropriations for period ending 12/31/2021 (Not Recommended)	Budget Committee's Appropriations for period ending 12/31/2021 (Recommended)	Budget Committee's Appropriations for period ending 12/31/2021 (Not Recommended)
General Government								
0000-0000	Collective Bargaining		$0	$0	$0	$0	$0	$0
4130-4139	Executive	04	$308,239	$309,688	$311,940	$0	$311,940	$0
4140-4149	Election, Registration, and Vital Statistics	04	$421,515	$443,227	$446,640	$0	$446,640	$0
4150-4151	Financial Administration	04	$661,437	$643,107	$641,508	$0	$641,508	$0
4152	Revaluation of Property		$0	$0	$0	$0	$0	$0
4153	Legal Expense	04	$21,533	$49,000	$34,800	$0	$34,800	$0
4155-4159	Personnel Administration		$0	$0	$0	$0	$0	$0
4191-4193	Planning and Zoning	04	$321,221	$328,638	$325,028	$0	$325,028	$0
4194	General Government Buildings	04	$375,755	$391,259	$433,649	$0	$433,649	$0
4195	Cemeteries	04	$35,811	$40,725	$39,216	$0	$39,216	$0
4196	Insurance	04	$336,669	$335,889	$340,399	$0	$340,399	$0
4197	Advertising and Regional Association		$0	$0	$0	$0	$0	$0
4199	Other General Government		$0	$0	$0	$0	$0	$0
	General Government Subtotal		**$2,482,180**	**$2,541,533**	**$2,573,180**	**$0**	**$2,573,180**	**$0**
Public Safety								
4210-4214	Police	04	$2,727,020	$2,826,495	$3,139,681	$0	$3,139,681	$0
4215-4219	Ambulance		$0	$0	$0	$0	$0	$0
4220-4229	Fire	04	$1,974,047	$1,998,320	$2,167,731	$0	$2,167,731	$0
4240-4249	Building Inspection		$0	$0	$0	$0	$0	$0
4290-4298	Emergency Management	04	$3,138	$3,207	$3,242	$0	$3,242	$0
4299	Other (Including Communications)	04	$135,369	$135,519	$139,494	$0	$139,494	$0
	Public Safety Subtotal		**$4,839,574**	**$4,963,541**	**$5,450,148**	**$0**	**$5,450,148**	**$0**
Airport/Aviation Center								
4301-4309	Airport Operations		$0	$0	$0	$0	$0	$0
	Airport/Aviation Center Subtotal		**$0**	**$0**	**$0**	**$0**	**$0**	**$0**

Appropriations

Account	Purpose	Article	Actual Expenditures for period ending 12/31/2020	Appropriations for period ending 12/31/2020	Selectmen's Appropriations for period ending 12/31/2021 (Recommended)	Selectmen's Appropriations for period ending 12/31/2021 (Not Recommended)	Budget Committee's Appropriations for period ending 12/31/2021 (Recommended)	Budget Committee's Appropriations for period ending 12/31/2021 (Not Recommended)
Highways and Streets								
4311	Administration	04	$225,278	$269,048	$324,036	$0	$324,036	$0
4312	Highways and Streets	04	$2,779,305	$2,919,920	$2,972,360	$0	$2,972,360	$0
4313	Bridges	04	$0	$0	$25,000	$0	$25,000	$0
4316	Street Lighting	04	$19,876	$16,810	$18,000	$0	$18,000	$0
4319	Other	04	$523,763	$602,115	$552,969	$0	$552,969	$0
	Highways and Streets Subtotal		**$3,548,222**	**$3,807,893**	**$3,892,365**	**$0**	**$3,892,365**	**$0**
Sanitation								
4321	Administration		$0	$0	$0	$0	$0	$0
4323	Solid Waste Collection	04	$530,944	$541,411	$596,423	$0	$596,423	$0
4324	Solid Waste Disposal		$0	$0	$0	$0	$0	$0
4325	Solid Waste Cleanup		$0	$0	$0	$0	$0	$0
4326-4329	Sewage Collection, Disposal and Other		$0	$0	$0	$0	$0	$0
	Sanitation Subtotal		**$530,944**	**$541,411**	**$596,423**	**$0**	**$596,423**	**$0**
Water Distribution and Treatment								
4331	Administration		$0	$0	$0	$0	$0	$0
4332	Water Services		$0	$0	$0	$0	$0	$0
4335-4339	Water Treatment, Conservation and Other		$0	$0	$0	$0	$0	$0
	Water Distribution and Treatment Subtotal		**$0**	**$0**	**$0**	**$0**	**$0**	**$0**
Electric								
4351-4352	Administration and Generation		$0	$0	$0	$0	$0	$0
4353	Purchase Costs		$0	$0	$0	$0	$0	$0
4354	Electric Equipment Maintenance		$0	$0	$0	$0	$0	$0
4359	Other Electric Costs		$0	$0	$0	$0	$0	$0
	Electric Subtotal		**$0**	**$0**	**$0**	**$0**	**$0**	**$0**

Appropriations

Account	Purpose	Article	Actual Expenditures for period ending 12/31/2020	Appropriations for period ending 12/31/2020	Selectmen's Appropriations for period ending 12/31/2021 (Recommended)	Selectmen's Appropriations for period ending 12/31/2021 (Not Recommended)	Budget Committee's Appropriations for period ending 12/31/2021 (Recommended)	Budget Committee's Appropriations for period ending 12/31/2021 (Not Recommended)
Health								
4411	Administration	04	$2,702	$3,454	$3,800	$0	$3,800	$0
4414	Pest Control		$0	$0	$0	$0	$0	$0
4415-4419	Health Agencies, Hospitals, and Other		$57,160	$57,160	$0	$0	$0	$0
	Health Subtotal		**$59,862**	**$60,614**	**$3,800**	**$0**	**$3,800**	**$0**
Welfare								
4441-4442	Administration and Direct Assistance	04	$13,933	$47,601	$47,349	$0	$47,349	$0
4444	Intergovernmental Welfare Payments		$0	$0	$0	$0	$0	$0
4445-4449	Vendor Payments and Other		$0	$0	$0	$0	$0	$0
	Welfare Subtotal		**$13,933**	**$47,601**	**$47,349**	**$0**	**$47,349**	**$0**
Culture and Recreation								
4520-4529	Parks and Recreation	04	$245,113	$272,366	$276,171	$0	$276,171	$0
4550-4559	Library	04	$536,808	$576,082	$605,814	$0	$605,814	$0
4583	Patriotic Purposes	04	$628	$385	$885	$0	$885	$0
4589	Other Culture and Recreation		$0	$0	$0	$0	$0	$0
	Culture and Recreation Subtotal		**$782,549**	**$848,833**	**$882,870**	**$0**	**$882,870**	**$0**
Conservation and Development								
4611-4612	Administration and Purchasing of Natural Resources	04	$28,825	$31,225	$30,700	$0	$30,700	$0
4619	Other Conservation		$0	$0	$0	$0	$0	$0
4631-4632	Redevelopment and Housing		$0	$0	$0	$0	$0	$0
4651-4659	Economic Development	04	$36,755	$27,000	$41,086	$0	$41,086	$0
	Conservation and Development Subtotal		**$65,580**	**$58,225**	**$71,786**	**$0**	**$71,786**	**$0**

Appropriations

Account	Purpose	Article	Actual Expenditures for period ending 12/31/2020	Appropriations for period ending 12/31/2020	Selectmen's Appropriations for period ending 12/31/2021 (Recommended)	Selectmen's Appropriations for period ending 12/31/2021 (Not Recommended)	Budget Committee's Appropriations for period ending 12/31/2021 (Recommended)	Budget Committee's Appropriations for period ending 12/31/2021 (Not Recommended)
Debt Service								
4711	Long Term Bonds and Notes - Principal	04	$215,973	$215,974	$227,610	$0	$227,610	$0
4721	Long Term Bonds and Notes - Interest	04	$69,848	$69,847	$60,917	$0	$60,917	$0
4723	Tax Anticipation Notes - Interest	04	$0	$1	$1	$0	$1	$0
4790-4799	Other Debt Service		$0	$0	$0	$0	$0	$0
	Debt Service Subtotal		**$285,821**	**$285,822**	**$288,528**	**$0**	**$288,528**	**$0**
Capital Outlay								
4901	Land		$157,588	$0	$0	$0	$0	$0
4902	Machinery, Vehicles, and Equipment		$625,966	$962,747	$0	$0	$0	$0
4903	Buildings		$701,746	$0	$0	$0	$0	$0
4909	Improvements Other than Buildings		$0	$0	$0	$0	$0	$0
	Capital Outlay Subtotal		**$1,485,300**	**$962,747**	**$0**	**$0**	**$0**	**$0**
Operating Transfers Out								
4912	To Special Revenue Fund		$0	$0	$0	$0	$0	$0
4913	To Capital Projects Fund		$0	$0	$0	$0	$0	$0
4914A	To Proprietary Fund - Airport		$0	$0	$0	$0	$0	$0
4914E	To Proprietary Fund - Electric		$0	$0	$0	$0	$0	$0
4914S	To Proprietary Fund - Sewer	04	$765,427	$833,620	$937,396	$0	$937,396	$0
4914W	To Proprietary Fund - Water		$0	$0	$0	$0	$0	$0
4918	To Non-Expendable Trust Funds		$0	$0	$0	$0	$0	$0
4919	To Agency Funds		$0	$0	$0	$0	$0	$0
	Operating Transfers Out Subtotal		**$765,427**	**$833,620**	**$937,396**	**$0**	**$937,396**	**$0**
	Total Operating Budget Appropriations				**$14,743,845**	**$0**	**$14,743,845**	**$0**

Special Warrant Articles

Account	Purpose	Article	Selectmen's Appropriations for period ending 12/31/2021 (Recommended)	Selectmen's Appropriations for period ending 12/31/2021 (Not Recommended)	Budget Committee's Appropriations for period ending 12/31/2021 (Recommended)	Budget Committee's Appropriations for period ending 12/31/2021 (Not Recommended)
4915	To Capital Reserve Fund		$0	$0	$0	$0
4916	To Expendable Trust Fund		$0	$0	$0	$0
4917	To Health Maintenance Trust Funds		$0	$0	$0	$0
4415-4419	Health Agencies, Hospitals, and Other	25	$10,000	$0	$10,000	$0
		Purpose: *Laconia Area Center of Community Action*				
4415-4419	Health Agencies, Hospitals, and Other	26	$2,660	$0	$2,660	$0
		Purpose: *Support New Beginning Without Violence & Abuse*				
4415-4419	Health Agencies, Hospitals, and Other	27	$21,000	$0	$21,000	$0
		Purpose: *Support Lakes Region Mental Health*				
4415-4419	Health Agencies, Hospitals, and Other	28	$23,500	$0	$23,500	$0
		Purpose: *Support VNA & Hospice*				
4902	Machinery, Vehicles, and Equipment	06	$36,000	$0	$36,000	$0
		Purpose: *Police Department Radio System*				
4902	Machinery, Vehicles, and Equipment	07	$205,919	$0	$205,919	$0
		Purpose: *Final Lease Payment Fire Engine 3*				
4902	Machinery, Vehicles, and Equipment	09	$55,000	$0	$55,000	$0
		Purpose: *Purchase DPW Pickup Truck*				
4902	Machinery, Vehicles, and Equipment	11	$85,000	$0	$85,000	$0
		Purpose: *Purchase Vehicle Scale for Solid Waste Center*				
4915	To Capital Reserve Fund	12	$2,900	$0	$2,900	$0
		Purpose: *Police Dog and Training CRF*				
4915	To Capital Reserve Fund	13	$10,000	$0	$10,000	$0
		Purpose: *Sidewalk CRF*				
4915	To Capital Reserve Fund	14	$10,293	$0	$10,293	$0
		Purpose: *Technology CRF*				
4915	To Capital Reserve Fund	15	$25,000	$0	$25,000	$0
		Purpose: *Building Repair CRF*				
4915	To Capital Reserve Fund	16	$50,000	$0	$50,000	$0
		Purpose: *Public Works Building CRF*				

Special Warrant Articles

4915	To Capital Reserve Fund	17	$25,000	$0	$25,000	$0
		Purpose: *Fire Water Supply Maintenance CRF*				
4915	To Capital Reserve Fund	18	$20,000	$0	$20,000	$0
		Purpose: *Recreation Facilities CRF*				
4915	To Capital Reserve Fund	19	$10,000	$0	$10,000	$0
		Purpose: *Glendale Facilities CRF*				
4915	To Capital Reserve Fund	20	$100,000	$0	$100,000	$0
		Purpose: *Fire Equipment CRF*				
4915	To Capital Reserve Fund	21	$100,000	$0	$100,000	$0
		Purpose: *Bridge Replacement CRF*				
4915	To Capital Reserve Fund	24	$10,000	$0	$10,000	$0
		Purpose: *Sewer Maintenance CRF*				
4916	To Expendable Trusts/Fiduciary Funds	23	$58,000	$0	$58,000	$0
		Purpose: *Lakes Business Park Capital ETF*				
	Total Proposed Special Articles		**$860,272**	**$0**	**$860,272**	**$0**

Individual Warrant Articles

Account	Purpose	Article	Selectmen's Appropriations for period ending 12/31/2021 (Recommended)	Selectmen's Appropriations for period ending 12/31/2021 (Not Recommended)	Budget Committee's Appropriations for period ending 12/31/2021 (Recommended)	Budget Committee's Appropriations for period ending 12/31/2021 (Not Recommended)
4210-4214	Police	05	$50,749	$0	$50,749	$0
	Purpose: *Collective Bargaining Agreement*					
4902	Machinery, Vehicles, and Equipment	10	$34,000	$0	$34,000	$0
	Purpose: *Purchase Trailer Mounted Jet-Vac Cleaner*					
4902	Machinery, Vehicles, and Equipment	08	$12,600	$0	$12,600	$0
	Purpose: *Lease Fire Department Command Vehicle*					
	Total Proposed Individual Articles		**$97,349**	**$0**	**$97,349**	**$0**

Revenues

Account	Source	Article	Actual Revenues for period ending 12/31/2020	Selectmen's Estimated Revenues for period ending 12/31/2021	Budget Committee's Estimated Revenues for period ending 12/31/2021
Taxes					
3120	Land Use Change Tax - General Fund		$0	$0	$0
3180	Resident Tax		$0	$0	$0
3185	Yield Tax	04	$0	$11,000	$11,000
3186	Payment in Lieu of Taxes	04	$0	$34,000	$34,000
3187	Excavation Tax	04	$0	$200	$200
3189	Other Taxes		$0	$0	$0
3190	Interest and Penalties on Delinquent Taxes	04	$0	$149,000	$149,000
9991	Inventory Penalties		$0	$0	$0
	Taxes Subtotal		**$0**	**$194,200**	**$194,200**
Licenses, Permits, and Fees					
3210	Business Licenses and Permits	04	$0	$108,000	$108,000
3220	Motor Vehicle Permit Fees	04	$0	$2,067,000	$2,067,000
3230	Building Permits	04	$0	$66,000	$66,000
3290	Other Licenses, Permits, and Fees	04	$0	$27,900	$27,900
3311-3319	From Federal Government		$0	$0	$0
	Licenses, Permits, and Fees Subtotal		**$0**	**$2,268,900**	**$2,268,900**
State Sources					
3351	Municipal Aid/Shared Revenues		$0	$0	$0
3352	Meals and Rooms Tax Distribution	04	$0	$368,000	$368,000
3353	Highway Block Grant	04	$0	$233,000	$233,000
3354	Water Pollution Grant		$0	$0	$0
3355	Housing and Community Development		$0	$0	$0
3356	State and Federal Forest Land Reimbursement	04	$0	$600	$600
3357	Flood Control Reimbursement		$0	$0	$0
3359	Other (Including Railroad Tax)		$0	$0	$0
3379	From Other Governments		$0	$0	$0
	State Sources Subtotal		**$0**	**$601,600**	**$601,600**

Revenues

Account	Source	Article	Actual Revenues for period ending 12/31/2020	Selectmen's Estimated Revenues for period ending 12/31/2021	Budget Committee's Estimated Revenues for period ending 12/31/2021
Charges for Services					
3401-3406	Income from Departments	04	$0	$411,000	$411,000
3409	Other Charges		$0	$0	$0
	Charges for Services Subtotal		**$0**	**$411,000**	**$411,000**
Miscellaneous Revenues					
3501	Sale of Municipal Property	04	$0	$31,000	$31,000
3502	Interest on Investments	04	$0	$138,000	$138,000
3503-3509	Other	04	$0	$70,000	$70,000
	Miscellaneous Revenues Subtotal		**$0**	**$239,000**	**$239,000**
Interfund Operating Transfers In					
3912	From Special Revenue Funds		$0	$0	$0
3913	From Capital Projects Funds		$0	$0	$0
3914A	From Enterprise Funds: Airport (Offset)		$0	$0	$0
3914E	From Enterprise Funds: Electric (Offset)		$0	$0	$0
3914S	From Enterprise Funds: Sewer (Offset)	04, 24	$0	$947,396	$947,396
3914W	From Enterprise Funds: Water (Offset)		$0	$0	$0
3915	From Capital Reserve Funds	07	$0	$205,919	$205,919
3916	From Trust and Fiduciary Funds		$0	$0	$0
3917	From Conservation Funds		$0	$0	$0
	Interfund Operating Transfers In Subtotal		**$0**	**$1,153,315**	**$1,153,315**
Other Financing Sources					
3934	Proceeds from Long Term Bonds and Notes		$0	$0	$0
9998	Amount Voted from Fund Balance	18, 15, 20, 06, 16, 11, 23, 13, 14, 09, 19, 21, 17	$0	$584,293	$584,293
9999	Fund Balance to Reduce Taxes	04	$0	$350,000	$350,000
	Other Financing Sources Subtotal		**$0**	**$934,293**	**$934,293**
	Total Estimated Revenues and Credits		**$0**	**$5,802,308**	**$5,802,308**

Budget Summary

Item	Selectmen's Period ending 12/31/2021 (Recommended)	Budget Committee's Period ending 12/31/2021 (Recommended)
Operating Budget Appropriations	$14,743,845	$14,743,845
Special Warrant Articles	$860,272	$860,272
Individual Warrant Articles	$97,349	$97,349
Total Appropriations	$15,701,466	$15,701,466
Less Amount of Estimated Revenues & Credits	$5,802,308	$5,802,308
Estimated Amount of Taxes to be Raised	**$9,899,158**	**$9,899,158**

Supplemental Schedule

1. Total Recommended by Budget Committee	**$15,701,466**
Less Exclusions:	
2. Principal: Long-Term Bonds & Notes	$227,610
3. Interest: Long-Term Bonds & Notes	$60,917
4. Capital outlays funded from Long-Term Bonds & Notes	$0
5. Mandatory Assessments	$0
6. Total Exclusions *(Sum of Lines 2 through 5 above)*	$288,527
7. Amount Recommended, Less Exclusions *(Line 1 less Line 6)*	**$15,412,939**
8. 10% of Amount Recommended, Less Exclusions *(Line 7 x 10%)*	$1,541,294
Collective Bargaining Cost Items:	
9. Recommended Cost Items (Prior to Meeting)	$50,749
10. Voted Cost Items (Voted at Meeting)	$0
11. Amount voted over recommended amount (Difference of Lines 9 and 10)	$0
12. Bond Override (RSA 32:18-a), Amount Voted	**$0**
Maximum Allowable Appropriations Voted at Meeting: *(Line 1 + Line 8 + Line 11 + Line 12)*	**$17,242,760**

Default Budget of the Municipality

Gilford

For the period beginning January 1, 2021 and ending December 31, 2021

RSA 40:13, IX (b) "Default budget" as used in this subdivision means the amount of the same appropriations as contained in the operating budget authorized for the previous year, reduced and increased, as the case may be, by debt service, contracts, and other obligations previously incurred or mandated by law, and reduced by one-time expenditures contained in the operating budget. For the purposes of this paragraph, one-time expenditures shall be appropriations not likely to recur in the succeeding budget, as determined by the governing body, unless the provisions of RSA 40:14-b are adopted, of the local political subdivision.

This form was posted with the warrant on: _____

GOVERNING BODY CERTIFICATION

Under penalties of perjury, I declare that I have examined the information contained in this form and to the best of my belief it is true, correct and complete.

Name	Position	Signature
Dale Channing Eddy	Chairman BOS	
J. Kevin Hayes	Clerk BOS	

This form must be signed, scanned, and uploaded to the Municipal Tax Rate Setting Portal:
https://www.proptax.org/

For assistance please contact:
NH DRA Municipal and Property Division
(603) 230-5090
http://www.revenue.nh.gov/mun-prop/

Appropriations

Account	Purpose	Prior Year Adopted Budget	Reductions or Increases	One-Time Appropriations	Default Budget
General Government					
0000-0000	Collective Bargaining	$0	$0	$0	$0
4130-4139	Executive	$309,688	($1)	$0	$309,687
4140-4149	Election, Registration, and Vital Statistics	$443,227	$0	$0	$443,227
4150-4151	Financial Administration	$643,107	($12,900)	$0	$630,207
4152	Revaluation of Property	$0	$0	$0	$0
4153	Legal Expense	$49,000	$0	$0	$49,000
4155-4159	Personnel Administration	$0	$0	$0	$0
4191-4193	Planning and Zoning	$328,639	$0	$0	$328,639
4194	General Government Buildings	$397,654	($5,400)	$0	$392,254
4195	Cemeteries	$40,725	$0	$0	$40,725
4196	Insurance	$335,889	$0	$0	$335,889
4197	Advertising and Regional Association	$0	$0	$0	$0
4199	Other General Government	$0	$0	$0	$0
	General Government Subtotal	**$2,547,929**	**($18,301)**	**$0**	**$2,529,628**
Public Safety					
4210-4214	Police	$2,956,057	$0	$0	$2,956,057
4215-4219	Ambulance	$0	$0	$0	$0
4220-4229	Fire	$2,160,423	($75,325)	$0	$2,085,098
4240-4249	Building Inspection	$0	$0	$0	$0
4290-4298	Emergency Management	$3,207	$0	$0	$3,207
4299	Other (Including Communications)	$138,208	$0	$0	$138,208
	Public Safety Subtotal	**$5,257,895**	**($75,325)**	**$0**	**$5,182,570**
Airport/Aviation Center					
4301-4309	Airport Operations	$0	$0	$0	$0
	Airport/Aviation Center Subtotal	**$0**	**$0**	**$0**	**$0**
Highways and Streets					
4311	Administration	$269,048	$0	$0	$269,048
4312	Highways and Streets	$2,919,920	$10,621	$0	$2,930,541
4313	Bridges	$0	$0	$0	$0
4316	Street Lighting	$16,810	$0	$0	$16,810
4319	Other	$602,215	($64,400)	$0	$537,815
	Highways and Streets Subtotal	**$3,807,993**	**($53,779)**	**$0**	**$3,754,214**

Appropriations

Account	Purpose	Prior Year Adopted Budget	Reductions or Increases	One-Time Appropriations	Default Budget
Sanitation					
4321	Administration	$0	$0	$0	$0
4323	Solid Waste Collection	$541,411	$0	$0	$541,411
4324	Solid Waste Disposal	$0	$0	$0	$0
4325	Solid Waste Cleanup	$0	$0	$0	$0
4326-4328	Sewage Collection and Disposal	$0	$0	$0	$0
4329	Other Sanitation	$0	$0	$0	$0
	Sanitation Subtotal	**$541,411**	**$0**	**$0**	**$541,411**
Water Distribution and Treatment					
4331	Administration	$0	$0	$0	$0
4332	Water Services	$0	$0	$0	$0
4335-4339	Water Treatment, Conservation and Other	$0	$0	$0	$0
	Water Distribution and Treatment Subtotal	**$0**	**$0**	**$0**	**$0**
Electric					
4351-4352	Administration and Generation	$0	$0	$0	$0
4353	Purchase Costs	$0	$0	$0	$0
4354	Electric Equipment Maintenance	$0	$0	$0	$0
4359	Other Electric Costs	$0	$0	$0	$0
	Electric Subtotal	**$0**	**$0**	**$0**	**$0**
Health					
4411	Administration	$3,454	$0	$0	$3,454
4414	Pest Control	$0	$0	$0	$0
4415-4419	Health Agencies, Hospitals, and Other	$0	$0	$0	$0
	Health Subtotal	**$3,454**	**$0**	**$0**	**$3,454**
Welfare					
4441-4442	Administration and Direct Assistance	$47,601	$0	$0	$47,601
4444	Intergovernmental Welfare Payments	$0	$0	$0	$0
4445-4449	Vendor Payments and Other	$0	$0	$0	$0
	Welfare Subtotal	**$47,601**	**$0**	**$0**	**$47,601**
Culture and Recreation					
4520-4529	Parks and Recreation	$272,366	$0	$0	$272,366
4550-4559	Library	$576,082	($2,500)	$0	$573,582
4583	Patriotic Purposes	$385	$0	$0	$385
4589	Other Culture and Recreation	$0	$0	$0	$0
	Culture and Recreation Subtotal	**$848,833**	**($2,500)**	**$0**	**$846,333**

Appropriations

Account	Purpose	Prior Year Adopted Budget	Reductions or Increases	One-Time Appropriations	Default Budget
Conservation and Development					
4611-4612	Administration and Purchasing of Natural Resources	$31,225	$0	$0	$31,225
4619	Other Conservation	$0	$0	$0	$0
4631-4632	Redevelopment and Housing	$0	$0	$0	$0
4651-4659	Economic Development	$27,000	$14,086	$0	$41,086
	Conservation and Development Subtotal	**$58,225**	**$14,086**	**$0**	**$72,311**
Debt Service					
4711	Long Term Bonds and Notes - Principal	$215,974	$11,636	$0	$227,610
4721	Long Term Bonds and Notes - Interest	$69,847	($8,930)	$0	$60,917
4723	Tax Anticipation Notes - Interest	$1	$0	$0	$1
4790-4799	Other Debt Service	$0	$0	$0	$0
	Debt Service Subtotal	**$285,822**	**$2,706**	**$0**	**$288,528**
Capital Outlay					
4901	Land	$0	$0	$0	$0
4902	Machinery, Vehicles, and Equipment	$0	$0	$0	$0
4903	Buildings	$0	$0	$0	$0
4909	Improvements Other than Buildings	$0	$0	$0	$0
	Capital Outlay Subtotal	**$0**	**$0**	**$0**	**$0**
Operating Transfers Out					
4912	To Special Revenue Fund	$0	$0	$0	$0
4913	To Capital Projects Fund	$0	$0	$0	$0
4914A	To Proprietary Fund - Airport	$0	$0	$0	$0
4914E	To Proprietary Fund - Electric	$0	$0	$0	$0
4914O	To Proprietary Fund - Other	$0	$0	$0	$0
4914S	To Proprietary Fund - Sewer	$865,117	$58,235	$0	$923,352
4914W	To Proprietary Fund - Water	$0	$0	$0	$0
4915	To Capital Reserve Fund	$0	$0	$0	$0
4916	To Expendable Trusts/Fiduciary Funds	$0	$0	$0	$0
4917	To Health Maintenance Trust Funds	$0	$0	$0	$0
4918	To Non-Expendable Trust Funds	$0	$0	$0	$0
4919	To Fiduciary Funds	$0	$0	$0	$0
	Operating Transfers Out Subtotal	**$865,117**	**$58,235**	**$0**	**$923,352**
	Total Operating Budget Appropriations	**$14,264,280**	**($74,878)**	**$0**	**$14,189,402**

Reasons for Reductions/Increases & One-Time Appropriations

Account	Explanation
4651-4659	Increased Legal Obligation
4130-4139	Onetime Project
4150-4151	Onetime Project
4220-4229	Reduced Lease Payment
4194	Onetime Project
4312	New Lease Payments
4550-4559	Onetime Projects
4721	Decreased Legal Obligations
4711	Increased Legal Obligations
4319	Onetime Projects
4914S	Increased Legal Obligations

Town of Gilford

FY2021 Budget Preparation Worksheet

Account #	Account Name	FY2019 BUDGET	FY2019 ACTUAL	FY2020 BUDGET	FY2020 ACTUAL	FY2021 REQUEST	FY2021 RCMND	FY2021 $ CHANGE	FY2021 % CHANGE	FY2021 DEFAULT
BUDGET SUMMARY										
	ELECTED OFFICIALS	15,017	14,745	15,340	12,202	15,340	15,340	0	0.00%	15,340
	ADMINISTRATION	287,263	285,690	291,648	295,948	294,578	294,065	2,417	0.83%	291,647
	BOARDS & COMMITTEES	2,455	940	2,700	1,088	2,535	2,535	-165	-6.12%	2,700
	TOWN CLERK/TAX COLLECTOR	367,473	383,282	419,863	401,329	431,124	433,371	13,508	3.22%	419,863
	ELECTIONS & REGISTRATIONS	12,894	8,166	23,364	18,202	13,269	13,269	-10,095	-43.21%	23,364
	FINANCE, APPRAISAL, & TECH.	677,764	654,882	643,107	655,757	642,022	641,508	-1,599	-0.25%	630,207
	LEGAL SERVICES	49,000	23,624	49,000	21,533	34,800	34,800	-14,200	-28.98%	49,000
	PLANNING & LAND USE	328,426	308,110	328,639	321,421	326,420	325,028	-3,611	-1.10%	328,639
	BUILDINGS & GROUNDS	394,481	348,058	397,654	380,096	438,213	433,649	35,995	9.05%	392,254
	CARE OF CEMETERIES	53,022	24,463	40,725	31,611	41,716	39,216	-1,509	-3.70%	40,725
	INSURANCE & BENEFITS	317,000	320,421	335,889	335,761	373,132	340,399	4,510	1.34%	335,889
	POLICE	2,962,670	2,651,912	2,956,057	2,776,957	3,086,085	3,139,681	183,624	6.21%	2,956,057
	FIRE-RESCUE	1,990,304	1,997,611	2,160,423	2,133,241	2,176,754	2,167,731	7,308	0.34%	2,085,098
	EMERGENCY MANAGEMENT	3,170	3,159	3,207	3,138	3,242	3,242	35	1.09%	3,207
	OTHER FIRE-RESCUE	133,729	130,887	138,208	137,369	139,297	139,494	1,286	0.93%	138,208
	PUBLIC WORKS	4,068,678	3,953,607	4,349,404	4,137,828	4,802,270	4,488,788	139,384	3.20%	4,295,625
	SEWER	800,706	771,681	865,117	798,924	937,699	937,396	72,279	8.35%	923,352
	HEALTH ADMINISTRATION	3,675	3,236	3,454	2,702	3,439	3,800	346	10.02%	3,454
	WELFARE ADMINISTRATION	49,259	16,206	47,601	13,933	47,849	47,349	-252	-0.53%	47,601
	PARKS & RECREATION	267,680	262,231	272,366	245,113	294,331	276,171	3,805	1.40%	272,366
	LIBRARY	554,012	535,961	576,082	539,261	605,832	605,814	29,732	5.16%	573,582
	OTHER CULTURE	875	928	385	380	385	885	500	129.87%	385
	CONSERVATION COMMISSION	27,500	24,979	31,225	27,725	30,700	30,700	-525	-1.68%	31,225
	OTHER GOVERNMENTS	20,000	26,772	27,000	36,755	41,086	41,086	14,086	52.17%	41,086
	DEBT PRINCIPAL & INTEREST	288,117	288,116	285,822	285,821	288,528	288,528	2,706	0.95%	288,528
TOTAL OPERATING BUDGET		13,675,170	13,039,666	14,264,280	13,614,095	15,070,647	14,743,845	479,565	3.36%	14,189,402
	SPECIAL WARRANT ARTICLES	1,076,911	1,074,607	1,030,447	993,614	1,197,353	957,621	-72,826	-7.07%	
TOTAL GROSS BUDGET		**14,752,081**	**14,114,273**	**15,294,727**	**14,607,709**	**16,268,000**	**15,701,466**	**406,739**	**2.66%**	
	LESS REVENUES	-5,842,751	-5,834,953	-5,785,279	-5,763,463	-6,279,224	-5,802,308	17,029	0.29%	
TOTAL NET BUDGET		**8,909,330**	**8,279,320**	**9,509,448**	**8,844,245**	**9,988,776**	**9,899,159**	**389,711**	**4.10%**	
NHDRA GROSS APPROPRIATIONS		14,752,081	14,752,081	15,294,727	15,294,727	16,268,000	15,701,466	406,739	2.66%	
NHDRA REVENUES		-5,842,751	-5,736,397	-5,785,279	-5,636,407	-6,279,224	-5,802,308	165,901	2.94%	
ADD OVERLAY		100,000	223,991	100,000	95,928	100,000	100,000	4,072	4.24%	
ADD WAR SERVICE CREDITS		254,250	244,750	244,750	247,500	248,000	248,000	500	0.20%	
TOTAL MUNICIPAL TAX COMMITMENT		**9,263,580**	**9,484,425**	**9,854,198**	**10,001,748**	**10,336,776**	**10,247,159**	**245,411**	**2.45%**	
ASSESSED VALUATION		1,808,075,880	2,032,075,540	2,082,877,429	2,149,486,818	2,192,476,554	2,203,223,988	53,737,170	2.50%	
MUNICIPAL TAX RATE		**5.12**	**4.66**	**4.73**	**4.65**	**4.71**	**4.65**	**0.00**	**0.11%**	

Town of Gilford

FY2021 Budget Preparation Worksheet

Account #	Account Name	FY2019 BUDGET	FY2019 ACTUAL	FY2020 BUDGET	FY2020 ACTUAL	FY2021 REQUEST	FY2021 RCMND	FY2021 $ CHANGE	FY2021 % CHANGE	FY2021 DEFAULT
ELECTED OFFICIALS										
01-4131-111	ELO - Stipend, Selectmen	7,500	7,500	7,500	5,000	7,500	7,500	0	0.00%	7,500
01-4131-112	ELO - Stipend, Checklist Supervisors	2,250	1,613	2,250	1,875	2,250	2,250	0	0.00%	2,250
01-4131-113	ELO - Stipend, Treasurer & Deputy	3,600	3,600	3,600	3,600	3,600	3,600	0	0.00%	3,600
01-4131-114	ELO - Stipend, Moderator & Deputy	600	750	900	1,050	900	900	0	0.00%	900
01-4131-121	ELO - Social Security	865	1,039	883	549	884	884	1	0.06%	883
01-4131-122	ELO - Medicare	202	243	207	128	207	207	0	-0.18%	207
		15,017	**14,745**	**15,340**	**12,202**	**15,340**	**15,340**	**0**	**0.00%**	**15,340**
ADMINISTRATION										
01-4132-101	ADM - Full Time Wages	161,410	161,359	165,729	166,476	169,611	169,611	3,882	2.34%	165,729
01-4132-102	ADM - Part Time Wages	0	0	0	0	0	0	0	*	0
01-4132-103	ADM - Overtime	813	949	838	1,307	866	866	28	3.28%	838
01-4132-107	ADM - Accrual Payout	1,253	3,267	1,287	8,836	1,320	1,320	33	2.59%	1,287
01-4132-109	ADM - Merit Wages	1,539	2,109	1,581	1,115	2,025	2,025	444	28.10%	1,581
01-4132-121	ADM - Social Security	10,231	10,505	10,505	11,227	10,777	10,777	272	2.59%	10,505
01-4132-122	ADM - Medicare	2,393	2,457	2,457	2,626	2,520	2,520	63	2.58%	2,457
01-4132-125	ADM - Retirement	26,154	26,073	27,674	28,172	30,854	30,854	3,180	11.49%	27,674
01-4132-131	ADM - Health Insurance	35,833	35,833	34,680	34,095	32,145	32,145	-2,535	-7.31%	34,680
01-4132-132	ADM - Dental Insurance	2,563	2,740	2,211	2,008	1,876	1,876	-335	-15.14%	2,211
01-4132-133	ADM - Life & Disability Insurance	1,199	1,063	967	1,035	1,028	1,015	48	4.99%	967
01-4132-216	ADM - Contracted Services	5,275	2,978	4,975	3,288	3,375	3,375	-1,600	-32.16%	4,975
01-4132-231	ADM - Printing	4,800	4,537	4,800	4,635	4,800	4,800	0	0.00%	4,800
01-4132-232	ADM - Publishing Notices	1,000	1,516	1,100	378	1,000	1,000	-100	-9.09%	1,100
01-4132-233	ADM - Postage	500	378	500	258	500	500	0	0.00%	500
01-4132-235	ADM - Recruitment	1,000	1,138	500	2,601	1,000	1,000	500	100.00%	500
01-4132-241	ADM - Professional Development	600	1,490	800	475	800	800	0	0.00%	800
01-4132-242	ADM - Meetings & Dues	200	160	200	160	200	200	0	0.00%	200
01-4132-244	ADM - Meals & Travel Expenses	3,000	2,874	2,500	1,123	3,000	2,500	0	0.00%	2,500
01-4132-245	ADM - Volunteer & Employee Recognition	500	391	500	2,605	500	500	0	0.00%	500
01-4132-251	ADM - NH Municipal Association	9,436	9,436	9,696	9,696	9,524	9,524	-172	-1.77%	9,696
01-4132-312	ADM - Books & Publications	100	0	100	0	100	100	0	0.00%	100
01-4132-321	ADM - General Supplies	11,000	8,200	11,000	7,748	10,000	10,000	-1,000	-9.09%	11,000
01-4132-354	ADM - Service Fees	350	223	350	184	350	350	0	0.00%	350
01-4132-461	ADM - General Equipment Expenses	4,100	3,882	4,440	4,134	4,100	4,100	-340	-7.66%	4,440
01-4132-511	ADM - Telephone	1,713	1,809	1,957	1,768	2,005	2,005	48	2.45%	1,957
01-4132-531	ADM - New Office Equipment	300	324	300	0	300	300	0	0.00%	300
01-4132-559	ADM - Special Projects	1	0	1	0	1	1	0	0.00%	0
		287,263	**285,690**	**291,648**	**295,948**	**294,578**	**294,065**	**2,417**	**0.83%**	**291,647**

Town of Gilford

FY2021 Budget Preparation Worksheet

Account #	Account Name	FY2019 BUDGET	FY2019 ACTUAL	FY2020 BUDGET	FY2020 ACTUAL	FY2021 REQUEST	FY2021 RCMND	FY2021 $ CHANGE	FY2021 % CHANGE	FY2021 DEFAULT
BOARDS & COMMITTEES										
01-4134-106	B&C - Wages - Secretary	1,434	532	1,641	503	1,690	1,690	49	3.00%	1,641
01-4134-121	B&C - Social Security	89	33	102	31	105	105	3	2.74%	102
01-4134-122	B&C - Medicare	21	8	24	7	25	25	1	2.12%	24
01-4134-125	B&C - Retirement	161	61	183	57	213	213	30	16.51%	183
01-4134-205	B&C - Historic District Committee	50	0	50	0	1	1	-49	-98.00%	50
01-4134-206	B&C - Budget Committee	650	307	650	489	500	500	-150	-23.08%	650
01-4134-207	B&C - Joint Loss Management Committee	50	0	50	0	1	1	-49	-98.00%	50
		2,455	**940**	**2,700**	**1,088**	**2,535**	**2,535**	**-165**	**-6.12%**	**2,700**
TOWN CLERK/TAX COLLECTOR										
01-4141-100	TC - Town Clerk - Tax Collector	68,204	69,284	69,568	70,460	71,307	71,307	1,739	2.50%	69,568
01-4141-101	TC - Full Time Wages	80,080	96,914	113,194	109,314	115,457	115,457	2,263	2.00%	113,194
01-4141-102	TC - Part Time Wages	71,074	58,703	51,683	51,098	53,271	53,271	1,588	3.07%	51,683
01-4141-103	TC - Overtime	1,526	904	1,677	371	1,721	1,721	44	2.60%	1,677
01-4141-107	TC - Accrual Payout	618	1,534	879	2,496	899	899	20	2.28%	879
01-4141-109	TC - Merit Wages	860	1,186	1,904	1,919	2,433	2,433	529	27.76%	1,904
01-4141-121	TC - Social Security	13,786	13,406	14,811	13,871	15,195	15,195	384	2.60%	14,811
01-4141-122	TC - Medicare	3,224	3,135	3,464	3,244	3,554	3,554	90	2.59%	3,464
01-4141-125	TC - Retirement	18,359	19,612	22,028	20,323	25,279	25,279	3,251	14.76%	22,028
01-4141-131	TC - Health Insurance	56,418	69,165	82,165	80,623	82,727	82,727	562	0.68%	82,165
01-4141-132	TC - Dental Insurance	4,217	5,406	6,700	6,701	6,828	6,828	128	1.91%	6,700
01-4141-133	TC - Life & Disability Insurance	1,089	1,294	1,060	1,380	1,124	1,110	50	4.71%	1,060
01-4141-216	TC - Contracted Services	2,600	2,057	3,800	2,528	3,800	3,800	0	0.00%	3,800
01-4141-224	TC - Software Expenses	7,300	2,548	6,900	6,873	6,900	6,900	0	0.00%	6,900
01-4141-226	TC - Records Preservation	4,000	3,994	4,800	1,310	4,800	4,800	0	0.00%	4,800
01-4141-231	TC - Printing	8,200	12,880	9,000	8,848	9,100	9,100	100	1.11%	9,000
01-4141-232	TC - Publishing Notices	200	47	200	295	200	200	0	0.00%	200
01-4141-233	TC - Postage	14,500	12,354	15,000	12,361	15,500	15,500	500	3.33%	15,000
01-4141-236	TC - Recording Fees	1,000	768	1,000	575	1,000	1,000	0	0.00%	1,000
01-4141-241	TC - Professional Development	200	250	200	279	200	200	0	0.00%	200
01-4141-242	TC - Meetings & Dues	2,100	2,292	2,100	80	2,100	2,100	0	0.00%	2,100
01-4141-244	TC - Meals & Travel Expenses	1,100	1,138	1,100	54	1,100	1,100	0	0.00%	1,100
01-4141-312	TC - Books & Publications	100	0	75	21	75	75	0	0.00%	75
01-4141-321	TC - General Supplies	1,000	1,253	1,000	922	1,000	1,000	0	0.00%	1,000
01-4141-461	TC - General Equipment Expenses	4,000	2,180	4,200	4,168	4,200	6,444	2,244	53.43%	4,200
01-4141-511	TC - Telephone	1,117	876	1,005	866	1,005	1,022	17	1.69%	1,005
01-4141-531	TC - New Office Equipment	600	102	350	350	350	350	0	0.00%	350
01-4441-559	TC - Special Projects	1	0	0	0	0	0	0	*	0
		367,473	**383,282**	**419,863**	**401,329**	**431,124**	**433,371**	**13,508**	**3.22%**	**419,863**

Town of Gilford

FY2021 Budget Preparation Worksheet

Account #	Account Name	FY2019 BUDGET	FY2019 ACTUAL	FY2020 BUDGET	FY2020 ACTUAL	FY2021 REQUEST	FY2021 RCMND	FY2021 $ CHANGE	FY2021 % CHANGE	FY2021 DEFAULT
ELECTIONS & REGISTRATIONS										
01-4143-102	ELC - Part Time Wages	4,004	1,891	7,693	6,585	4,431	4,431	-3,262	-42.40%	7,693
01-4143-103	ELC - Overtime	1,057	0	2,190	0	1,346	1,346	-844	-38.53%	2,190
01-4143-121	ELC - Social Security	314	117	613	430	358	358	-255	-41.57%	613
01-4143-122	ELC - Medicare	73	27	143	100	84	84	-59	-41.42%	143
01-4143-125	ELC - Retirement	120	0	245	98	150	150	-95	-38.63%	245
01-4143-222	ELC - Contracted Services	450	0	500	0	500	500	0	0.00%	500
01-4143-231	ELC - Printing	5,200	5,033	8,500	7,930	5,200	5,200	-3,300	-38.82%	8,500
01-4143-232	ELC - Publishing Notices	750	479	900	731	550	550	-350	-38.89%	900
01-4143-233	ELC - Postage	125	107	600	999	200	200	-400	-66.67%	600
01-4143-241	ELC - Professional Development	50	120	180	130	100	100	-80	-44.44%	180
01-4143-244	ELC - Meals & Travel Expenses	500	391	1,600	978	150	150	-1,450	-90.63%	1,600
01-4143-321	ELC - General Supplies	250	1	200	222	200	200	0	0.00%	200
01-4143-531	ELC - New Equipment	1	0	0	0	0	0	0	*	0
		12,894	**8,166**	**23,364**	**18,202**	**13,269**	**13,269**	**-10,095**	**-43.21%**	**23,364**
FINANCE, APPRAISAL, & TECHNOLOGY										
01-4150-101	F&A - Full Time Wages	182,100	181,733	187,135	171,756	181,362	181,362	-5,773	-3.08%	187,135
01-4150-102	F&A - Part Time Wages	56,672	44,721	49,919	48,360	55,799	55,799	5,880	11.78%	49,919
01-4150-103	F&A - Overtime	768	1,540	747	1,217	793	793	46	6.20%	747
01-4150-107	F&A - Accrual Payout	1,418	908	1,457	2,432	1,425	1,425	-32	-2.18%	1,457
01-4150-109	F&A - Merit Wages	2,793	3,770	2,481	2,665	4,409	4,409	1,928	77.71%	2,481
01-4150-121	F&A - Social Security	15,113	14,601	14,988	13,824	15,115	15,115	127	0.85%	14,988
01-4150-122	F&A - Medicare	3,534	3,415	3,505	3,233	3,535	3,535	30	0.85%	3,505
01-4150-125	F&A - Retirement	19,979	18,782	20,289	16,997	21,451	21,451	1,162	5.73%	20,289
01-4150-131	F&A - Health Insurance	34,308	34,527	35,917	38,574	40,181	40,181	4,264	11.87%	35,917
01-4150-132	F&A - Dental Insurance	3,426	3,421	3,516	2,464	2,361	2,361	-1,155	-32.85%	3,516
01-4150-133	F&A - Life & Disability Insurance	1,347	1,347	1,095	1,245	1,110	1,096	1	0.09%	1,095
01-4150-214	F&A - Audit	21,000	21,700	22,250	20,750	22,250	22,250	0	0.00%	22,250
01-4150-216	F&A - Appraisal Services	159,000	150,324	125,000	140,588	125,000	125,000	0	0.00%	125,000
01-4150-218	F&A - Mapping & GIS Expenses	8,200	8,100	8,200	7,600	7,600	7,600	-600	-7.32%	8,200
01-4150-224	F&A - Software Expenses	15,858	16,088	17,300	17,808	18,600	18,600	1,300	7.51%	17,300
01-4150-231	F&A - Printing	750	1,318	750	2,890	750	750	0	0.00%	750
01-4150-233	F&A - Postage	3,000	4,377	3,000	4,658	3,000	3,000	0	0.00%	3,000
01-4150-241	F&A - Professional Development	2,000	1,547	2,000	65	2,000	1,500	-500	-25.00%	2,000
01-4150-242	F&A - Meetings & Dues	365	290	365	290	365	365	0	0.00%	365
01-4150-244	F&A - Meals & Travel Expenses	400	553	500	22	500	500	0	0.00%	500
01-4150-312	F&A - Books & Publications	0	0	0	0	0	0	0	*	0
01-4150-321	F&A - General Supplies	300	1,222	400	472	400	400	0	0.00%	400
01-4150-354	F&A - Service Fees	300	100	300	385	300	300	0	0.00%	300
01-4150-355	F&A - Recording Fees	100	79	100	41	100	100	0	0.00%	100

Account #	Account Name	FY2019 BUDGET	FY2019 ACTUAL	FY2020 BUDGET	FY2020 ACTUAL	FY2021 REQUEST	FY2021 RCMND	FY2021 $ CHANGE	FY2021 % CHANGE	FY2021 DEFAULT
01-4150-511	F&A - Telephone	967	876	1,005	921	1,025	1,025	20	1.99%	1,005
01-4150-531	F&A - New Office Equipment	300	230	0	355	0	0	0	*	0
01-4151-211	TCH - Technical Services	61,056	61,752	62,952	74,805	65,510	65,510	2,558	4.06%	62,952
01-4151-224	TCH - Software Expenses	23,460	18,808	23,916	25,273	25,960	25,960	2,044	8.55%	23,916
01-4151-226	TCH - IT Security Expenses	11,250	12,075	18,120	19,622	18,120	18,120	0	0.00%	18,120
01-4151-324	TCH - Computer Supplies	9,500	9,568	9,500	11,822	9,500	9,500	0	0.00%	9,500
01-4151-454	TCH - Computer Equipment	13,500	14,452	13,500	13,692	13,500	13,500	0	0.00%	13,500
01-4151-559	TCH - Special Projects	25,000	22,659	12,900	10,933	1	1	-12,899	-99.99%	0
		677,764	**654,882**	**643,107**	**655,757**	**642,022**	**641,508**	**-1,599**	**-0.25%**	**630,207**
LEGAL										
01-4153-213	LGL - Legal Services	**49,000**	**23,624**	**49,000**	**21,533**	**34,800**	**34,800**	**-14,200**	**-28.98%**	**49,000**
PLANNING & LAND USE										
01-4191-101	PLU - Full Time Wages	196,446	197,917	207,920	203,175	184,313	184,731	-23,189	-11.15%	207,920
01-4191-102	PLU - Part Time Wages	7,800	0	4,680	0	4,680	4,680	0	0.00%	4,680
01-4191-103	PLU - Overtime	1,178	162	1,101	418	451	451	-650	-59.00%	1,101
01-4191-107	PLU - Accrual Payout	1,532	0	1,489	12,808	1,433	1,436	-53	-3.54%	1,489
01-4191-109	PLU - Merit Wages	2,683	3,410	2,258	2,734	1,990	1,993	-265	-11.72%	2,258
01-4191-121	PLU - Social Security	12,998	12,779	13,481	13,875	11,958	11,984	-1,497	-11.10%	13,481
01-4191-122	PLU - Medicare	3,040	2,989	3,153	3,245	2,797	2,803	-350	-11.11%	3,153
01-4191-125	PLU - Retirement	24,414	22,708	25,343	23,047	25,419	25,481	138	0.55%	25,343
01-4191-131	PLU - Health Insurance	40,239	31,338	34,278	32,013	50,658	50,658	16,380	47.79%	34,278
01-4191-132	PLU - Dental Insurance	4,217	3,740	3,777	3,359	3,414	3,414	-363	-9.61%	3,777
01-4191-133	PLU - Life & Disability Insurance	1,465	1,403	1,214	1,350	1,116	1,105	-109	-9.02%	1,214
01-4191-211	PLU - Technical Services	0	0	1	75	1	1	0	0.00%	1
01-4191-218	PLU - Tax Map Updates	0	0	0	0	6,000	6,000	6,000	*	0
01-4191-224	PLU - Software Expenses	2,789	2,650	2,782	2,743	2,921	2,921	139	5.00%	2,782
01-4191-232	PLU - Publishing Notices	0	0	0	1,709	0	0	0	*	0
01-4191-233	PLU - Postage	2,000	1,661	2,000	1,045	2,000	2,000	0	0.00%	2,000
01-4191-241	PLU - Professional Development	3,300	3,769	1,760	139	6,000	4,100	2,340	132.95%	1,760
01-4191-242	PLU - Meetings & Dues	1,415	1,131	1,195	1,026	936	936	-259	-21.67%	1,195
01-4191-244	PLU - Meals & Travel Expenses	200	369	300	47	400	400	100	33.33%	300
01-4191-252	PLU - Lakes Region Planning Commission	9,325	9,325	9,691	9,325	9,325	9,325	-366	-3.78%	9,691
01-4191-312	PLU - Books & Publications	3,115	3,641	1,500	401	1,500	1,500	0	0.00%	1,500
01-4191-321	PLU - General Supplies	250	761	250	608	250	250	0	0.00%	250
01-4191-331	PLU - Uniforms/Clothing Allowance	300	126	500	735	300	300	-200	-40.00%	500
01-4191-355	PLU - Registry of Deeds	250	457	300	222	300	300	0	0.00%	300
01-4191-414	PLU - Vehicle Fuels	660	717	660	768	585	585	-75	-11.36%	660
01-4191-421	PLU - Vehicle Maintenance Expenses	500	153	500	446	500	500	0	0.00%	500
01-4191-461	PLU - General Equipment Expenses	6,960	5,651	7,115	4,836	5,770	5,770	-1,345	-18.90%	7,115

Account #	Account Name	FY2019 BUDGET	FY2019 ACTUAL	FY2020 BUDGET	FY2020 ACTUAL	FY2021 REQUEST	FY2021 RCMND	FY2021 $ CHANGE	FY2021 % CHANGE	FY2021 DEFAULT
01-4191-463	PLU - Communications	1	0	1	0	1	1	0	0.00%	1
01-4191-511	PLU - Telephone	1,348	1,254	1,390	1,274	1,401	1,401	11	0.79%	1,390
01-4191-531	PLU - Office Maintenance	1	0	0	0	0	0	0	*	0
01-4191-559	PLU - Special Projects	0	0	0	0	0	0	0	*	0
		328,426	**308,110**	**328,639**	**321,421**	**326,420**	**325,028**	**-3,611**	**-1.10%**	**328,639**
BUILDINGS & GROUNDS										
01-4194-101	B&G - Full Time Wages	81,333	78,745	90,213	90,298	92,655	92,655	2,442	2.71%	90,213
01-4194-102	B&G - Part Time Wages	33,150	34,124	35,198	35,509	36,081	36,081	883	2.51%	35,198
01-4194-103	B&G - Overtime	11,637	5,707	12,717	11,324	13,104	13,104	387	3.04%	12,717
01-4194-104	B&G - Seasonal Wages	8,000	5,241	8,320	5,558	9,600	9,600	1,280	15.38%	8,320
01-4194-107	B&G - Accrual Payout	632	5,805	699	0	719	719	20	2.93%	699
01-4194-109	B&G - Merit Wages	1,251	308	1,065	1,280	1,587	1,587	522	48.98%	1,065
01-4194-121	B&G - Social Security	8,433	8,076	9,189	8,876	9,533	9,533	344	3.74%	9,189
01-4194-122	B&G - Medicare	1,972	1,889	2,149	2,076	2,230	2,230	81	3.77%	2,149
01-4194-125	B&G - Retirement	10,655	9,544	10,231	11,488	11,889	11,889	1,658	16.21%	10,231
01-4194-131	B&G - Health Insurance	22,872	15,612	11,972	16,617	29,734	29,734	17,762	148.36%	11,972
01-4194-132	B&G - Dental Insurance	1,370	1,522	2,151	2,264	2,192	2,192	41	1.89%	2,151
01-4194-133	B&G - Life & Disability Insurance	605	643	526	727	560	553	27	5.18%	526
01-4194-216	B&G - Contracted Services	36,019	24,750	56,939	57,137	60,558	58,000	1,061	1.86%	56,939
01-4194-241	B&G - Professional Development	200	65	200	0	200	200	0	0.00%	200
01-4194-321	B&G - General Supplies	20,600	17,763	22,500	19,684	22,500	22,500	0	0.00%	22,500
01-4194-331	B&G - Uniforms	2,000	1,468	2,050	1,282	2,000	2,000	-50	-2.44%	2,050
01-4194-421	B&G - Vehicle Maintenance Expenses	1,000	745	1,000	650	1,200	1,200	200	20.00%	1,000
01-4194-451	B&G - Tools & Equipment	4,200	3,739	2,100	2,006	2,100	2,100	0	0.00%	2,100
01-4194-511	B&G - Telephone	520	450	520	520	520	520	0	0.00%	520
01-4194-512	B&G - Town Hall/PD Electricity	45,900	38,465	45,000	38,153	39,000	39,000	-6,000	-13.33%	45,000
01-4194-513	B&G - Town Hall/PD Heating Fuel	11,300	6,446	9,500	7,227	8,820	8,820	-680	-7.16%	9,500
01-4194-514	B&G - Municipal Well Expenses	4,650	2,588	4,650	1,454	2,500	2,500	-2,150	-46.24%	4,650
01-4194-515	B&G - Rubbish Disposal	0	0	0	0	0	0	0	*	0
01-4194-531	B&G - Town Hall Maintenance Expenses	9,380	10,424	8,604	8,601	8,724	8,724	120	1.39%	8,604
01-4194-532	B&G - Other Buildings Expenses	2,415	529	1,416	944	2,000	2,000	584	41.24%	1,416
01-4194-533	B&G - Police Station Maintenance Expenses	5,360	7,970	6,000	5,683	3,000	3,000	-3,000	-50.00%	6,000
01-4194-534	B&G - Rowe House Expenses	4,072	5,198	4,250	2,523	3,752	3,752	-498	-11.72%	4,250
01-4194-535	B&G - Grounds Maintenance Expenses	20,100	19,070	17,100	17,204	19,500	19,500	2,400	14.04%	17,100
01-4194-539	B&G - Glendale Expenses	17,960	15,359	19,600	20,018	26,560	26,560	6,960	35.51%	19,600
01-4194-559	B&G - Special Projects	20,500	19,418	5,400	4,600	19,000	17,000	11,600	214.81%	0
01-4902-734	B&G - Vehicle Lease Payments	6,395	6,395	6,395	6,395	6,395	6,395	0	0.00%	6,395
		394,481	**348,058**	**397,654**	**380,096**	**438,213**	**433,649**	**35,995**	**9.05%**	**392,254**

Account #	Account Name	FY2019 BUDGET	FY2019 ACTUAL	FY2020 BUDGET	FY2020 ACTUAL	FY2021 REQUEST	FY2021 RCMND	FY2021 $ CHANGE	FY2021 % CHANGE	FY2021 DEFAULT
CARE OF CEMETERIES										
01-4195-103	CEM - Overtime	413	0	105	0	105	105	0	0.00%	105
01-4195-104	CEM - Seasonal Wages	28,600	4,740	18,850	9,093	15,600	15,600	-3,250	-17.24%	18,850
01-4195-121	CEM - Social Security	1,799	294	1,175	564	974	974	-201	-17.13%	1,175
01-4195-122	CEM - Medicare	420	69	275	132	228	228	-47	-17.19%	275
01-4195-242	CEM - Trustee Expenses	290	210	320	340	360	360	40	12.50%	320
01-4195-321	CEM - General Expenses	1,250	1,537	1,500	2,010	4,000	1,500	0	0.00%	1,500
01-4195-451	CEM - Equipment Expenses	1,500	0	1,000	395	1,000	1,000	0	0.00%	1,000
01-4195-535	CEM - Grounds Maintenance Expenses	18,750	17,613	17,500	19,078	19,450	19,450	1,950	11.14%	17,500
		53,022	**24,463**	**40,725**	**31,611**	**41,716**	**39,216**	**-1,509**	**-3.70%**	**40,725**
INSURANCE & BENEFITS										
01-4196-123	INS - Unemployment Compensation	11,512	11,512	8,940	8,940	9,745	8,940	0	0.00%	8,940
01-4196-124	INS - Workers Compensation	125,539	125,539	138,093	138,093	150,521	121,791	-16,302	-11.81%	138,093
01-4196-131	INS - Health/Dental Ins. Contingency	3,000	591	3,000	677	6,363	3,182	182	6.05%	3,000
01-4196-137	INS - Health & Wellness Reimbursements	12,000	17,831	12,000	14,197	17,000	17,000	5,000	41.67%	12,000
01-4196-561	INS - Property & Liability	164,948	164,948	173,855	173,855	189,502	189,485	15,630	8.99%	173,855
01-4196-562	INS - Insurance Deductable	1	0	1	0	1	1	0	0.00%	1
		317,000	**320,421**	**335,889**	**335,761**	**373,132**	**340,399**	**4,510**	**1.34%**	**335,889**
POLICE										
01-4210-101	PD - Full Time Wages	1,463,481	1,263,827	1,471,550	1,377,152	1,509,396	1,549,034	77,484	5.27%	1,471,550
01-4210-102	PD - Part Time Wages	30,000	24,660	32,000	19,873	32,000	32,000	0	0.00%	32,000
01-4210-103	PD - Overtime	128,762	173,433	128,462	141,028	132,003	134,841	6,379	4.97%	128,462
01-4210-105	PD - Holiday Pay	53,374	42,274	47,778	44,929	48,928	49,719	1,941	4.06%	47,778
01-4210-107	PD - Accrual Payout	11,402	13,387	11,461	21,830	11,773	12,085	624	5.44%	11,461
01-4210-109	PD - Merit Wages	18,714	23,895	18,328	22,035	21,036	21,980	3,652	19.92%	18,328
01-4210-121	PD - Social Security	24,326	21,573	24,897	21,987	25,565	25,999	1,102	4.43%	24,897
01-4210-122	PD - Medicare	24,733	21,739	24,789	22,754	25,449	26,095	1,306	5.27%	24,789
01-4210-125	PD - Retirement	437,250	373,829	429,524	393,873	483,990	497,088	67,564	15.73%	429,524
01-4210-131	PD - Health Insurance	420,041	358,771	438,403	387,204	450,581	446,589	8,186	1.87%	438,403
01-4210-132	PD - Dental Insurance	20,610	16,751	18,590	20,504	24,605	23,699	5,109	27.48%	18,590
01-4210-133	PD - Life & Disability Insurance	11,301	9,803	8,888	10,116	9,459	9,585	697	7.84%	8,888
01-4210-224	PD - Computer Expenses	24,300	13,978	21,600	22,179	21,650	21,650	50	0.23%	21,600
01-4210-228	PD - Animal Control	15,000	13,989	15,000	15,807	15,000	15,000	0	0.00%	15,000
01-4210-233	PD - Postage	1,200	672	1,100	491	1,100	1,100	0	0.00%	1,100
01-4210-241	PD - Professional Development	18,000	17,271	18,100	14,336	18,200	18,200	100	0.55%	18,100
01-4210-242	PD - Meetings & Dues	1,100	1,219	1,200	1,153	1,200	1,200	0	0.00%	1,200
01-4210-312	PD - Books & Publications	2,600	2,424	2,600	2,671	3,000	3,000	400	15.38%	2,600
01-4210-321	PD - General Supplies	9,000	9,332	9,600	9,188	9,000	9,000	-600	-6.25%	9,600
01-4210-325	PD - Testing & Supplies	700	466	700	50	1,300	1,300	600	85.71%	700

Account #	Account Name	FY2019 BUDGET	FY2019 ACTUAL	FY2020 BUDGET	FY2020 ACTUAL	FY2021 REQUEST	FY2021 RCMND	FY2021 $ CHANGE	FY2021 % CHANGE	FY2021 DEFAULT
01-4210-331	PD - Uniforms & Clothing Allowance	12,300	12,138	12,300	11,672	12,300	12,300	0	0.00%	12,300
01-4210-332	PD - Body Armor	4,000	4,000	4,000	3,965	4,000	4,000	0	0.00%	4,000
01-4210-414	PD - Vehicle Fuels	22,000	22,693	22,000	18,300	19,500	19,500	-2,500	-11.36%	22,000
01-4210-416	PD - Oil/Tires	5,000	3,898	5,000	4,891	6,000	6,000	1,000	20.00%	5,000
01-4210-421	PD - Vehicle Maintenance Expenses	8,500	9,235	8,500	5,074	8,500	8,500	0	0.00%	8,500
01-4210-451	PD - Equipment & Supplies	11,500	10,811	12,100	11,978	10,450	10,450	-1,650	-13.64%	12,100
01-4210-463	PD - Communications Equipment Expenses	26,500	26,144	24,725	26,587	24,725	24,725	0	0.00%	24,725
01-4210-468	PD - K-9 Expenses	2,500	3,017	3,000	2,708	3,000	3,000	0	0.00%	3,000
01-4210-511	PD - Telephone	7,741	10,122	10,300	11,447	12,000	11,668	1,368	13.28%	10,300
01-4210-512	PD - Electricity	525	0	0	0	0	0	0	*	0
01-4210-559	PD - Special Projects	25,000	26,534	0	0	0	0	0	*	0
01-4902-725	PD - Tasers & Body Cameras	26,210	25,550	26,525	28,390	26,000	26,000	-525	-1.98%	26,525
01-4902-735	CAP - Police Vehicle Expenses	95,000	94,478	103,037	102,784	114,375	114,375	11,338	11.00%	103,037
		2,962,670	**2,651,912**	**2,956,057**	**2,776,957**	**3,086,085**	**3,139,681**	**183,624**	**6.21%**	**2,956,057**
FIRE-RESCUE										
01-4220-101	FD - Full Time Wages	886,950	891,923	957,923	950,135	1,012,576	1,011,416	53,493	5.58%	957,923
01-4220-102	FD - Part Time Wages	28,920	29,083	29,503	29,678	30,240	31,752	2,249	7.62%	29,503
01-4220-103	FD - Overtime	120,408	104,086	124,290	87,194	118,810	117,189	-7,101	-5.71%	124,290
01-4220-104	FD - Call Wages	20,000	14,347	20,000	15,670	17,500	17,500	-2,500	-12.50%	20,000
01-4220-105	FD - Holiday Pay	30,417	33,511	34,871	35,117	38,016	37,482	2,611	7.49%	34,871
01-4220-107	FD - Accrual Payout	6,829	5,574	7,375	46,088	8,088	8,094	719	9.75%	7,375
01-4220-109	FD - Merit Wages	9,161	9,610	9,722	10,214	13,382	13,638	3,916	40.28%	9,722
01-4220-121	FD - Social Security	3,045	2,101	3,082	2,211	2,994	3,089	7	0.22%	3,082
01-4220-122	FD - Medicare	15,989	15,459	17,164	16,668	17,960	17,938	774	4.51%	17,164
01-4220-125	FD - Retirement	330,115	324,927	344,929	341,608	379,265	378,504	33,575	9.73%	344,929
01-4220-131	FD - Health Insurance	217,038	228,918	260,051	241,507	269,086	263,461	3,410	1.31%	260,051
01-4220-132	FD - Dental Insurance	16,791	16,746	17,736	16,325	18,156	17,387	-349	-1.97%	17,736
01-4220-133	FD - Life & Disability Insurance	13,977	12,424	12,074	12,874	12,670	12,581	507	4.20%	12,074
01-4220-221	FD - Physicals & Medical Expenses	2,500	5,767	2,500	8,488	3,150	3,150	650	26.00%	2,500
01-4220-224	FD - Software Expenses	7,000	6,526	7,000	6,286	7,000	7,000	0	0.00%	7,000
01-4220-233	FD - Postage	100	112	100	61	100	100	0	0.00%	100
01-4220-241	FD - Professional Development	14,000	16,779	14,000	22,915	15,000	15,000	1,000	7.14%	14,000
01-4220-242	FD - Meetings & Dues	1,100	982	1,100	759	1,100	1,100	0	0.00%	1,100
01-4220-244	FD - Meals & Travel Expenses	750	167	750	856	500	500	-250	-33.33%	750
01-4220-321	FD - General Supplies	2,000	2,263	2,000	7,497	2,000	2,000	0	0.00%	2,000
01-4220-323	FD - Educational Supplies	500	230	500	350	250	250	-250	-50.00%	500
01-4220-331	FD - Uniforms & Clothing Allowance	8,000	5,142	8,000	6,957	6,000	6,000	-2,000	-25.00%	8,000
01-4220-332	FD - Protective Clothing	15,000	5,655	15,000	10,908	12,500	12,500	-2,500	-16.67%	15,000
01-4220-414	FD - Vehicle Fuels	17,750	20,748	20,950	15,973	18,925	18,925	-2,025	-9.67%	20,950
01-4220-421	FD - Vehicle Maintenance Expenses	20,000	9,227	20,000	19,063	20,000	20,000	0	0.00%	20,000

Account #	Account Name	FY2019 BUDGET	FY2019 ACTUAL	FY2020 BUDGET	FY2020 ACTUAL	FY2021 REQUEST	FY2021 RCMND	FY2021 $ CHANGE	FY2021 % CHANGE	FY2021 DEFAULT
01-4220-451	FD - New Equipment	10,000	12,454	10,000	19,019	10,000	10,000	0	0.00%	10,000
01-4220-455	FD - Communications Equipment Expenses	10,000	37,753	10,000	7,495	10,000	10,000	0	0.00%	10,000
01-4220-461	FD - General Equipment Expenses	10,000	10,318	10,000	5,274	10,000	10,000	0	0.00%	10,000
01-4220-511	FD - Telephone	3,830	3,379	3,760	3,727	4,167	3,855	95	2.53%	3,760
01-4220-512	FD - Electricity	11,900	8,924	11,000	9,140	9,300	9,300	-1,700	-15.45%	11,000
01-4220-513	FD - Heating Fuels	8,209	9,706	9,000	6,561	8,450	8,450	-550	-6.11%	9,000
01-4220-531	FD - Building Maintenance Expenses	11,000	22,117	11,000	24,943	10,000	10,000	-1,000	-9.09%	11,000
01-4220-532	FD - Training Center Expenses	0	42	0	0	0	0	0	*	0
01-4220-534	FD - Hydrant Install & Maint.	250	65	250	60	100	100	-150	-60.00%	250
01-4902-559	FD - Special Projects	1	1,769	0	0	1	1	1	*	0
01-4220-599	FD - Grants	1	0	0	0	0	0	0	*	0
01-4902-736	FD - Vehicle Lease Payments	21,515	21,514	0	0	0	0	0	*	0
01-4902-835	FD - Fire Boat Lease Payments	1	0	52,342	47,980	52,342	52,342	0	0.00%	52,342
01-4902-838	FD - SCBA Lease Payments	0	0	0	0	37,126	37,126	37,126	*	37,126
01-4903-741	FD - Apparatus Lease Payments	115,257	107,264	112,451	103,639	0	0	-112,451	-100.00%	0
		1,990,304	**1,997,611**	**2,160,423**	**2,133,241**	**2,176,754**	**2,167,731**	**7,308**	**0.34%**	**2,085,098**
FORESTRY										
01-4229-102	FOR - Wages	500	0	500	0	500	500	0	0.00%	500
01-4229-121	FOR - Social Security	31	0	31	0	31	31	0	0.00%	31
01-4229-122	FOR - Medicare	8	0	8	0	8	8	0	0.00%	8
01-4229-125	FOR - Retirement	153	0	150	0	158	158	8	5.13%	150
01-4229-421	FOR - Vehicle Maintenance Expenses	1,000	0	1,000	1,000	500	500	-500	-50.00%	1,000
01-4229-451	FOR - New Equipment	1,000	0	1,000	1,000	500	500	-500	-50.00%	1,000
01-4229-452	FOR - Equipment Maintenance Expenses	1	0	0	0	0	0	0	*	0
		2,693	**0**	**2,689**	**2,000**	**1,697**	**1,697**	**-992**	**-36.90%**	**2,689**
EMERGENCY MANAGEMENT										
01-4291-106	EMD - Stipends	2,400	2,400	2,400	2,400	2,400	2,400	0	0.00%	2,400
01-4291-121	EMD - Social Security	0	0	0	0	0	0	0	*	0
01-4291-122	EMD - Medicare	36	34	36	34	36	36	0	0.00%	36
01-4291-125	EMD - Retirement	733	725	770	704	805	805	35	4.54%	770
01-4291-451	EMD - Equipment/Supplies	1	0	1	0	1	1	0	0.00%	1
		3,170	**3,159**	**3,207**	**3,138**	**3,242**	**3,242**	**35**	**1.09%**	**3,207**
FIRE PROTECTION										
01-4299-216	FP - LR Mutual Fire Aid Dues	86,782	86,782	91,265	91,265	93,346	93,543	2,278	2.50%	91,265
01-4299-514	FP - Laconia Water, Hydrants	44,254	44,104	44,254	44,104	44,254	44,254	0	0.00%	44,254
		131,036	**130,887**	**135,519**	**135,369**	**137,600**	**137,797**	**2,278**	**1.68%**	**135,519**

Account #	Account Name	FY2019 BUDGET	FY2019 ACTUAL	FY2020 BUDGET	FY2020 ACTUAL	FY2021 REQUEST	FY2021 RCMND	FY2021 $ CHANGE	FY2021 % CHANGE	FY2021 DEFAULT
DPW - ADMINISTRATION										
01-4311-101	PWA - Full Time Wages	178,952	118,850	155,363	132,474	186,889	191,828	36,465	23.47%	155,363
01-4311-102	PWA - Part Time Wages	0	16,712	0	0	0	0	0	*	0
01-4311-103	PWA - Overtime	403	196	442	210	454	454	12	2.76%	442
01-4311-107	PWA - Accrual Payout	842	28,945	916	0	1,444	1,481	565	61.71%	916
01-4311-109	PWA - Merit Wages	473	374	721	518	1,301	1,262	541	75.10%	721
01-4311-121	PWA - Social Security	11,202	10,252	9,760	8,020	11,785	12,092	2,332	23.89%	9,760
01-4311-122	PWA - Medicare	2,620	2,397	2,283	1,876	2,756	2,828	545	23.87%	2,283
01-4311-125	PWA - Retirement	23,416	14,758	20,114	17,028	27,142	27,864	7,750	38.53%	20,114
01-4311-131	PWA - Health Insurance	48,794	28,463	42,232	32,399	42,714	42,714	482	1.14%	42,232
01-4311-132	PWA - Dental Insurance	3,710	2,367	3,141	2,436	3,187	3,187	46	1.48%	3,141
01-4311-133	PWA - Life & Disability Insurance	1,316	812	901	865	1,127	1,142	241	26.76%	901
01-4311-232	PWA - Publishing Notices	1,500	5,288	2,000	1,522	2,000	2,000	0	0.00%	2,000
01-4311-233	PWA - Postage	300	350	350	58	350	350	0	0.00%	350
01-4311-241	PWA - Professional Development	1,200	689	1,000	1,000	1,200	1,100	100	10.00%	1,000
01-4311-242	PWA - Meetings & Dues	675	145	600	799	2,480	2,480	1,880	313.33%	600
01-4311-312	PWA - Books & Publications	500	0	400	125	250	250	-150	-37.50%	400
01-4311-321	PWA - General Supplies	600	187	500	566	500	500	0	0.00%	500
01-4311-331	PWA - Uniforms	500	107	500	570	500	500	0	0.00%	500
01-4311-451	PWA - New Equipment	400	874	300	680	2,000	2,000	1,700	566.67%	300
01-4311-461	PWA - General Equipment Expenses	2,100	2,367	3,300	4,394	4,669	4,669	1,369	41.48%	3,300
01-4311-511	PWA - Telephone	2,996	2,197	2,865	2,257	3,340	3,340	475	16.58%	2,865
01-4311-512	PWA - Electricity	13,900	10,436	13,900	9,889	10,500	10,500	-3,400	-24.46%	13,900
01-4311-513	PWA - Heating Fuels	4,665	3,352	4,665	3,685	3,700	3,700	-965	-20.69%	4,665
01-4311-531	PWA - Building Maintenance Expenses	4,795	1,508	2,795	3,905	4,795	4,795	2,000	71.56%	2,795
01-4902-559	PWA - Special Projects	10,150	5,850	0	0	5,000	3,000	3,000	*	0
		316,009	**257,477**	**269,048**	**225,276**	**320,083**	**324,037**	**54,989**	**20.44%**	**269,048**
DPW - HIGHWAY										
01-4312-101	HWY - Full Time Wages	414,351	404,785	443,527	415,867	453,110	453,110	9,583	2.16%	443,527
01-4312-102	HWY - Part Time Wages	8,000	0	8,320	2,223	9,600	9,600	1,280	15.38%	8,320
01-4312-103	HWY - Overtime	71,626	71,884	76,642	58,268	78,542	78,542	1,900	2.48%	76,642
01-4312-107	HWY - Accrual Payout	3,216	2,091	3,441	2,488	3,527	3,527	86	2.49%	3,441
01-4312-109	HWY - Merit Wages	3,762	3,702	3,865	4,736	5,376	5,376	1,511	39.10%	3,865
01-4312-121	HWY - Social Security	31,059	29,332	33,219	29,039	34,111	34,111	892	2.68%	33,219
01-4312-122	HWY - Medicare	7,264	6,860	7,770	6,791	7,978	7,978	208	2.68%	7,770
01-4312-125	HWY - Retirement	55,582	54,133	58,919	53,546	68,190	68,190	9,271	15.74%	58,919
01-4312-131	HWY - Health Insurance	148,946	137,952	150,942	158,848	171,674	171,674	20,732	13.74%	150,942
01-4312-132	HWY - Dental Insurance	10,991	10,381	10,888	12,174	12,318	12,318	1,430	13.14%	10,888
01-4312-133	HWY - Life & Disability Insurance	3,076	3,319	2,587	2,546	2,747	2,712	125	4.83%	2,587
01-4312-221	HWY - Medical & Drug testing	1,600	3,492	3,600	3,150	3,600	3,600	0	0.00%	3,600

Account #	Account Name	FY2019 BUDGET	FY2019 ACTUAL	FY2020 BUDGET	FY2020 ACTUAL	FY2021 REQUEST	FY2021 RCMND	FY2021 $ CHANGE	FY2021 % CHANGE	FY2021 DEFAULT
01-4312-241	HWY - Professional Development	1,320	35	1,000	3,446	3,000	3,000	2,000	200.00%	1,000
01-4312-244	HWY - Meals & Travel Expenses	250	251	250	551	250	250	0	0.00%	250
01-4312-331	HWY - Uniforms	10,000	6,135	10,500	9,149	9,500	9,500	-1,000	-9.52%	10,500
01-4312-451	HWY - New Equipment	25,000	25,215	5,000	3,926	5,500	5,500	500	10.00%	5,000
01-4312-452	HWY - Traffic Control	35,500	27,784	35,000	24,481	33,000	33,000	-2,000	-5.71%	35,000
01-4312-465	HWY - Equipment Rental	24,600	13,706	18,000	9,189	12,500	12,500	-5,500	-30.56%	18,000
01-4312-538	HWY - Tree Services	12,000	11,023	12,000	9,628	22,000	20,000	8,000	66.67%	12,000
01-4312-541	HWY - Road Sealing	5,000	0	5,000	0	0	0	-5,000	-100.00%	5,000
01-4312-542	HWY - Asphalt	0	0	0	0	0	0	0	*	0
01-4312-543	HWY - Gravel	39,000	16,369	40,000	12,733	40,000	40,000	0	0.00%	40,000
01-4312-544	HWY - Ice Control	168,200	194,107	184,000	184,079	187,000	185,000	1,000	0.54%	184,000
01-4312-545	HWY - Pothole Repair	12,150	9,138	13,200	18,843	12,150	10,000	-3,200	-24.24%	13,200
01-4312-546	HWY - Dust Control	250	0	250	0	250	250	0	0.00%	250
01-4312-547	HWY - Culverts	20,104	18,602	20,000	44,360	20,000	20,000	0	0.00%	20,000
01-4312-551	HWY - Road Improvements	1,300,000	1,327,410	1,750,000	1,747,568	2,000,000	1,750,000	0	0.00%	1,750,000
01-4312-559	HWY - Special Projects	0	0	22,000	18,200	5,000	0	-22,000	-100.00%	0
01-4902-737	HWY - Vehicle Lease Payments	6,145	6,145	0	0	0	0	0	*	0
01-4902-837	HWY - Equipment Lease Payments	62,773	62,774	0	0	40,000	32,621	32,621	*	32,621
		2,481,765	**2,446,623**	**2,919,920**	**2,835,829**	**3,240,924**	**2,972,360**	**52,440**	**1.80%**	**2,930,541**
BRIDGES										
01-4313-546	BRG - Bridges & Guardrails	**0**	**0**	**0**	**0**	**25,000**	**25,000**	**25,000**	*	**0**
STREET LIGHTING										
01-4316-512	STL - Street Lighting	**18,600**	**20,166**	**16,810**	**19,876**	**20,300**	**18,000**	**1,190**	**7.08%**	**16,810**
DPW - VEHICLE MAINTENANCE										
01-4319-101	VEH - Full Time Wages	154,873	157,960	164,449	156,403	167,925	167,925	3,476	2.11%	164,449
01-4319-102	VEH - Part Time Wages	8,000	0	8,320	0	9,600	9,600	1,280	15.38%	8,320
01-4319-103	VEH - Overtime	26,803	19,515	28,458	16,771	29,133	29,133	675	2.37%	28,458
01-4319-107	VEH - Accrual Payout	1,204	0	1,278	231	1,308	1,308	30	2.36%	1,278
01-4319-109	VEH - Merit Wages	1,587	1,268	1,675	228	2,138	2,138	463	27.62%	1,675
01-4319-121	VEH - Social Security	11,933	10,508	12,662	10,152	13,028	13,027	365	2.89%	12,662
01-4319-122	VEH - Medicare	2,791	2,457	2,961	2,374	3,048	3,048	87	2.93%	2,961
01-4319-125	VEH - Retirement	20,797	20,094	21,878	19,340	25,293	25,293	3,415	15.61%	21,878
01-4319-131	VEH - Health Insurance	56,418	60,399	59,064	56,006	51,432	51,432	-7,632	-12.92%	59,064
01-4319-132	VEH - Dental Insurance	4,142	4,142	4,270	3,872	3,899	3,899	-371	-8.70%	4,270
01-4319-133	VEH - Life & Disability Insurance	1,151	1,272	960	1,198	1,019	1,006	46	4.79%	960
01-4319-216	VEH - Contracted Services	17,000	1,208	17,000	16,405	17,000	17,000	0	0.00%	17,000
01-4319-241	VEH - Professional Development	815	2,691	1,200	0	1,200	1,200	0	0.00%	1,200
01-4319-325	VEH - Welding & Fabrication Supplies	9,600	9,504	9,000	8,824	9,600	9,600	600	6.67%	9,000

Account #	Account Name	FY2019 BUDGET	FY2019 ACTUAL	FY2020 BUDGET	FY2020 ACTUAL	FY2021 REQUEST	FY2021 RCMND	FY2021 $ CHANGE	FY2021 % CHANGE	FY2021 DEFAULT
01-4319-331	VEH - Uniforms	3,900	2,863	3,100	2,082	3,350	3,350	250	8.06%	3,100
01-4319-411	VEH - Mechanical Parts	34,900	39,439	37,500	31,822	43,375	42,000	4,500	12.00%	37,500
01-4319-412	VEH - Replacement Parts	9,000	8,245	10,500	8,887	11,825	11,825	1,325	12.62%	10,500
01-4319-414	VEH - Vehicle Fuels	82,300	73,369	83,800	50,510	74,700	74,700	-9,100	-10.86%	83,800
01-4319-415	VEH - Oil, Fluid, & Grease	14,500	13,314	14,500	13,913	15,225	15,225	725	5.00%	14,500
01-4319-416	VEH - Tires	12,090	11,506	12,298	11,746	12,500	12,500	202	1.64%	12,298
01-4319-424	VEH - Vehicle Maintenance Expenses	12,300	11,787	12,300	13,143	16,000	16,000	3,700	30.08%	12,300
01-4319-452	VEH - Tools & Shop Supplies	7,950	7,826	7,950	7,764	8,600	8,600	650	8.18%	7,950
01-4319-455	VEH - Communications Equipment Expenses	4,850	2,896	4,850	4,380	3,850	3,850	-1,000	-20.62%	4,850
01-4319-462	VEH - Winter Equipment Expenses	17,886	16,728	17,842	17,376	19,310	19,310	1,468	8.23%	17,842
01-4319-559	VEH - Special Projects	11,900	11,647	64,400	65,008	40,000	10,000	-54,400	-84.47%	0
		528,690	**490,639**	**602,215**	**518,436**	**584,357**	**552,969**	**-49,246**	**-8.18%**	**537,815**
DPW - SOLID WASTE										
01-4324-101	SW - Full Time Wages	88,282	75,353	99,996	120,607	153,988	153,988	53,992	53.99%	99,996
01-4324-102	SW - Part Time Wages	12,480	1,561	48,750	24,694	15,600	15,600	-33,150	-68.00%	48,750
01-4324-103	SW - Overtime	2,290	8,986	2,578	8,794	3,193	3,193	615	23.84%	2,578
01-4324-104	SW - Holiday Pay	2,050	0	2,309	0	3,574	3,574	1,265	54.77%	2,309
01-4324-107	SW - Accrual Payout	683	556	770	1,412	1,191	1,191	421	54.71%	770
01-4324-109	SW - Merit Wages	572	855	59	0	874	874	815	1381.89%	59
01-4324-121	SW - Social Security	6,594	5,092	9,576	9,525	11,063	11,063	1,487	15.53%	9,576
01-4324-122	SW - Medicare	1,543	1,191	2,240	2,228	2,588	2,588	348	15.55%	2,240
01-4324-125	SW - Retirement	10,585	9,603	11,520	14,337	20,137	20,137	8,617	74.80%	11,520
01-4324-131	SW - Health Insurance	41,170	32,037	37,514	33,701	42,235	42,235	4,721	12.58%	37,514
01-4324-132	SW - Dental Insurance	3,249	2,271	2,595	2,199	2,676	2,676	81	3.13%	2,595
01-4324-133	SW - Life & Disability Insurance	669	665	592	1,710	949	937	345	58.28%	592
01-4324-241	SW - Professional Development	1,200	1,072	1,000	1,026	1,000	1,000	0	0.00%	1,000
01-4324-321	SW - General Supplies	1,000	292	2,000	4,559	4,075	2,450	450	22.50%	2,000
01-4324-325	SW - Transfer Station Coupons	10,000	5,000	0	30	0	0	0	*	0
01-4324-331	SW - Uniforms	2,100	1,397	2,050	1,922	3,000	3,000	950	46.34%	2,050
01-4324-363	SW - Hazardous Waste Day	9,000	8,943	9,000	9,502	9,000	9,000	0	0.00%	9,000
01-4324-421	SW- Vehicle Maintenance Expenses	0	0	12,500	14,116	11,000	6,000	-6,500	-52.00%	12,500
01-4324-451	SW - New Equipment	1	277	7,000	6,874	6,750	6,750	-250	-3.57%	7,000
01-4324-461	SW - Equipment Maintenance Expenses	0	0	0	0	60	2,560	2,560	*	0
01-4324-511	SW - Telephone	1,540	1,005	1,312	1,444	1,852	1,852	540	41.16%	1,312
01-4324-512	SW - Electricity	4,170	1,213	4,000	6,314	8,200	8,200	4,200	105.00%	4,000
01-4324-515	SW - Disposal Fees & Transportation	471,936	483,960	234,050	199,234	212,400	216,955	-17,095	-7.30%	234,050
01-4324-518	SW - Material Processing Expenses	50,000	86,021	50,000	52,525	90,600	75,000	25,000	50.00%	50,000
01-4324-532	SW - Recycling Center Improvements	2,500	11,353	0	21,656	0	0	0	*	0
01-4324-559	SW - Special Projects	0	0	0	0	5,600	5,600	5,600	*	0
		723,614	**738,702**	**541,411**	**538,410**	**611,605**	**596,423**	**55,012**	**10.16%**	**541,411**

Town of Gilford

FY2021 Budget Preparation Worksheet

Account #	Account Name	FY2019 BUDGET	FY2019 ACTUAL	FY2020 BUDGET	FY2020 ACTUAL	FY2021 REQUEST	FY2021 RCMND	FY2021 $ CHANGE	FY2021 % CHANGE	FY2021 DEFAULT
SEWER										
02-4326-101	SEW - Full Time Wages	44,554	45,368	47,965	47,937	49,400	49,400	1,435	2.99%	47,965
02-4326-102	SEW - Part Time Wages	0	0	0	0	0	0	0	*	0
02-4326-103	SEW - Overtime	1,556	4,963	1,692	2,568	4,592	4,592	2,900	171.41%	1,692
02-4326-107	SEW - Accrual Payout	350	0	376	0	390	390	14	3.72%	376
02-4326-109	SEW - Merit Wages	891	1,331	959	1,435	1,235	1,235	276	28.78%	959
02-4326-121	SEW - Social Security	2,936	3,033	3,163	3,036	3,449	3,447	284	8.99%	3,163
02-4326-122	SEW - Medicare	687	709	740	710	807	807	67	9.03%	740
02-4326-125	SEW - Retirement	5,338	5,823	5,696	5,802	7,016	7,016	1,320	23.17%	5,696
02-4326-131	SEW - Health Insurance	15,248	15,248	15,963	15,658	16,073	16,073	110	0.69%	15,963
02-4326-132	SEW - Dental Insurance	893	893	920	923	938	938	18	1.97%	920
02-4326-133	SEW - Life & Disability Ins.	334	388	283	392	303	300	17	5.84%	283
02-4326-212	SEW - Engineering Services	5,000	0	5,000	2,000	5,000	5,000	0	0.00%	5,000
02-4326-215	SEW - WRBP Admin. Charges	95,788	67,841	64,390	76,910	80,274	80,274	15,884	24.67%	80,274
02-4326-224	SEW - Software Lic./Support	4,717	3,900	4,717	3,026	5,000	5,000	283	6.00%	4,717
02-4326-231	SEW - Printing	2,810	1,435	2,810	3,562	5,500	5,500	2,690	95.73%	2,810
02-4326-232	SEW - Publishing Notices	100	93	0	85	200	200	200	*	0
02-4326-233	SEW - Postage	3,072	2,010	3,744	2,752	3,478	3,478	-266	-7.10%	3,744
02-4326-241	SEW - Professional Development	1,100	126	1,100	1,260	1,100	1,100	0	0.00%	1,100
02-4326-242	SEW - Memberships & Dues	1	0	1	0	300	1	0	0.00%	1
02-4326-321	SEW - General Supplies	1,500	443	1,500	622	1,000	1,000	-500	-33.33%	1,500
02-4326-331	SEW - Uniforms	646	390	646	462	570	570	-76	-11.76%	646
02-4326-421	SEW - Vehicle Maintenance	500	485	1,000	376	1,000	1,000	0	0.00%	1,000
02-4326-451	SEW - New Equipment	2,100	4,221	1	0	1	1	0	0.00%	1
02-4326-456	SEW - Meter Replacement	14,000	8,183	15,000	3,095	1	1	-14,999	-99.99%	15,000
02-4326-461	SEW - Equipment Expenses	1,000	967	1,000	276	1	1	-999	-99.90%	1,000
02-4326-466	SEW - Meter Maintenance	8,974	7,372	9,076	3,212	20,000	20,000	10,924	120.36%	9,076
02-4326-511	SEW - Telephone	2,155	2,062	2,204	2,181	2,215	2,215	11	0.50%	2,204
02-4326-512	SEW - Electricity	8,560	7,308	7,665	8,044	7,500	7,500	-165	-2.15%	7,665
02-4326-528	SEW - WRBP- State Operating Exp.	350,200	347,543	388,411	344,789	378,355	378,355	-10,056	-2.59%	378,355
02-4326-531	SEW - Town Operating & Maint.	21,942	9,106	21,275	17,916	21,275	21,275	0	0.00%	21,275
02-4326-532	SEW - Facility Maint., Contracted Svcs	27,600	24,853	25,000	26,000	30,000	30,000	5,000	20.00%	25,000
02-4326-559	SEW - Special Projects	0	0	0	0	5,500	5,500	5,500	*	0
02-4326-561	SEW - Property/Liability	1,000	0	1,000	0	1,000	1,000	0	0.00%	1,000
02-4326-621	SEW - Meter System Upgrade	15,400	14,655	15,400	7,052	15,400	15,400	0	0.00%	15,400
02-4326-858	SEW - WRBP- State Capital Charges	127,720	159,536	184,923	185,344	237,729	237,729	52,806	28.56%	237,729
02-4902-738	SEW - Vehicle Lease Payments	0	0	0	0	0	0	0	*	0
02-4902-799	SEW - Debt/Bond Payments	32,034	31,398	31,497	31,497	31,098	31,098	-399	-1.27%	31,098
		800,706	**771,681**	**865,117**	**798,924**	**937,699**	**937,396**	**72,279**	**8.35%**	**923,352**

Account #	Account Name	FY2019 BUDGET	FY2019 ACTUAL	FY2020 BUDGET	FY2020 ACTUAL	FY2021 REQUEST	FY2021 RCMND	FY2021 $ CHANGE	FY2021 % CHANGE	FY2021 DEFAULT
HEALTH ADMINISTRATION										
01-4411-106	HLT - Stipend	2,400	2,400	2,400	2,031	2,400	0	-2,400	-100.00%	2,400
01-4411-121	HLT - Social Security	149	0	149	0	149	0	-149	-100.00%	149
01-4411-122	HLT - Medicare	35	34	35	29	35	0	-35	-100.00%	35
01-4411-125	HLT - Retirement	791	725	770	597	805	0	-770	-100.00%	770
01-4411-242	HLT - Meetings & Dues	300	77	100	45	50	3,800	3,700	3700.00%	100
		3,675	**3,236**	**3,454**	**2,702**	**3,439**	**3,800**	**346**	**10.02%**	**3,454**
WELFARE ADMINISTRATION										
01-4442-106	WLF - Stipend	9,000	9,000	9,225	9,075	9,456	9,456	231	2.50%	9,225
01-4442-121	WLF - Social Security	558	605	572	516	586	586	14	2.50%	572
01-4442-122	WLF - Medicare	131	141	134	121	137	137	3	2.32%	134
01-4442-221	WLF - Medical Services	1,000	0	1,000	0	1,000	500	-500	-50.00%	1,000
01-4442-229	WLF - Other Services	2,500	25	2,500	0	2,500	2,500	0	0.00%	2,500
01-4442-242	WLF - Meetings & Dues	50	145	150	0	150	150	0	0.00%	150
01-4442-247	WLF - Food	500	0	500	0	500	500	0	0.00%	500
01-4442-357	WLF - Housing	21,000	3,362	20,000	2,714	20,000	20,000	0	0.00%	20,000
01-4442-511	WLF - Telephone	520	520	520	440	520	520	0	0.00%	520
01-4442-512	WLF - Electricity	7,000	1,663	7,000	717	7,000	7,000	0	0.00%	7,000
01-4442-513	WLF - Heating Fuels	7,000	744	6,000	350	6,000	6,000	0	0.00%	6,000
		49,259	**16,206**	**47,601**	**13,933**	**47,849**	**47,349**	**-252**	**-0.53%**	**47,601**
PARKS & RECREATION										
01-4521-101	P&R - Full Time Wages	57,344	57,190	58,777	58,743	79,260	60,540	1,763	3.00%	58,777
01-4521-102	P&R - Part Time Wages	27,611	31,859	32,539	15,452	13,397	29,461	-3,078	-9.46%	32,539
01-4521-103	P&R - Overtime	875	353	911	663	934	934	23	2.56%	911
01-4521-104	P&R - Seasonal Wages	87,480	81,601	91,077	86,086	93,437	93,437	2,360	2.59%	91,077
01-4521-107	P&R - Accrual Payout	446	1,103	457	2,721	472	472	15	3.37%	457
01-4521-109	P&R - Merit Wages	752	980	784	1,017	966	994	210	26.78%	784
01-4521-121	P&R - Social Security	10,820	10,741	11,441	10,227	11,686	11,523	82	0.72%	11,441
01-4521-122	P&R - Medicare	2,531	2,512	2,677	2,393	2,733	2,695	18	0.68%	2,677
01-4521-125	P&R - Retirement	7,758	7,719	7,891	7,885	11,780	9,045	1,154	14.62%	7,891
01-4521-131	P&R - Health Insurance	7,624	7,624	7,982	8,807	18,492	8,036	54	0.68%	7,982
01-4521-132	P&R - Dental Insurance	470	467	476	477	1,110	485	9	1.83%	476
01-4521-133	P&R - Life & Disability Insurance	427	448	344	434	479	363	19	5.60%	344
01-4521-232	P&R - Publishing Notices	750	1,086	750	2,112	950	950	200	26.67%	750
01-4521-237	P&R - Programs & Instructors	1,800	1,605	1	0	1	1	0	0.00%	1
01-4521-241	P&R - Professional Development	4,805	3,456	1,615	465	3,805	3,805	2,190	135.60%	1,615
01-4521-242	P&R - Meetings & Dues	285	275	285	275	285	285	0	0.00%	285
01-4521-244	P&R - Meals & Travel Expenses	1,750	1,591	1,700	879	1,700	1,700	0	0.00%	1,700
01-4521-321	P&R - General Supplies	3,170	3,011	3,175	2,604	2,925	2,925	-250	-7.87%	3,175

Account #	Account Name	FY2019 BUDGET	FY2019 ACTUAL	FY2020 BUDGET	FY2020 ACTUAL	FY2021 REQUEST	FY2021 RCMND	FY2021 $ CHANGE	FY2021 % CHANGE	FY2021 DEFAULT
01-4521-331	P&R - Uniforms & Clothing Allowance	1,660	1,416	1,660	1,405	1,660	1,660	0	0.00%	1,660
01-4521-361	P&R - Old Home Day	16,000	16,000	11,000	11,000	11,000	11,000	0	0.00%	11,000
01-4521-366	P&R - Community Band	500	500	500	500	500	500	0	0.00%	500
01-4521-414	P&R - Vehicle Fuels	660	571	748	539	663	663	-85	-11.36%	748
01-4521-421	P&R - Vehicle Maintenance Expenses	200	0	200	0	200	200	0	0.00%	200
01-4521-451	P&R - New Equipment	1,875	1,528	3,950	4,704	3,350	1,950	-2,000	-50.63%	3,950
01-4521-461	P&R - General Equipment Expenses	700	680	700	968	1,100	1,100	400	57.14%	700
01-4521-511	P&R - Telephone	1,308	1,260	1,339	1,319	1,340	1,340	1	0.07%	1,339
01-4521-512	P&R - Electricity	4,160	4,130	4,500	4,049	4,600	4,600	100	2.22%	4,500
01-4521-514	P&R - Water	325	234	400	344	400	400	0	0.00%	400
01-4521-531	P&R - Concession Stand	650	441	650	513	650	650	0	0.00%	650
01-4521-532	P&R - Facility Maintenance	13,575	14,288	13,995	11,505	13,315	13,315	-680	-4.86%	13,995
01-4521-559	P&R - Special Projects	1	0	0	0	1,200	1,200	1,200	*	0
01-4902-736	P&R - Pick-up Truck	0	0	0	0	0	0	0	*	0
		258,312	**254,668**	**262,524**	**238,086**	**284,390**	**266,229**	**3,705**	**1.41%**	**262,524**
ICE RINK										
01-4526-104	RNK - Seasonal/Call Wages	2,585	2,398	2,640	2,653	2,695	2,695	55	2.08%	2,640
01-4526-121	RNK - Social Security	160	149	164	165	167	167	3	1.88%	164
01-4526-122	RNK - Medicare	38	35	38	38	39	39	1	2.84%	38
01-4526-232	RNK - Publishing Notices	100	0	100	0	100	100	0	0.00%	100
01-4526-237	RNK - Programs	100	0	100	0	100	100	0	0.00%	100
01-4526-321	RNK - General Supplies	125	100	125	100	125	125	0	0.00%	125
01-4526-453	RNK - New Equipment	180	367	180	0	180	180	0	0.00%	180
01-4526-511	RNK - Telephone	480	490	500	492	504	504	4	0.80%	500
01-4526-512	RNK - Electricity	3,100	2,695	3,400	2,402	3,400	3,400	0	0.00%	3,400
01-4526-513	RNK - Heating Fuels	800	528	600	412	796	796	196	32.67%	600
01-4526-532	RNK - Facility Maintenance	1,700	801	1,995	764	1,835	1,835	-160	-8.02%	1,995
		9,368	**7,563**	**9,842**	**7,027**	**9,941**	**9,941**	**99**	**1.01%**	**9,842**
LIBRARY										
01-4550-101	LIB - Full Time Wages	223,887	222,934	232,745	232,950	237,697	237,697	4,952	2.13%	232,745
01-4550-102	LIB - Part Time Wages	73,195	59,822	72,618	59,497	72,960	72,960	342	0.47%	72,618
01-4550-107	LIB - Accrual Payout	1,739	4,416	1,810	6,251	1,855	1,855	45	2.47%	1,810
01-4550-109	LIB - Merit Wages	2,729	3,462	3,005	3,346	3,741	3,741	736	24.50%	3,005
01-4550-121	LIB - Social Security	18,696	17,738	19,231	18,408	19,608	19,608	377	1.96%	19,231
01-4550-122	LIB - Medicare	4,372	4,149	4,498	4,305	4,586	4,586	88	1.95%	4,498
01-4550-125	LIB - Retirement	27,285	27,108	28,135	28,337	32,352	32,352	4,217	14.99%	28,135
01-4550-131	LIB - Health Insurance	47,269	51,542	58,468	51,181	79,023	79,023	20,555	35.16%	58,468
01-4550-132	LIB - Dental Insurance	4,692	3,813	3,622	2,677	4,237	4,237	615	16.98%	3,622
01-4550-133	LIB - Life & Disability Ins.	1,663	1,741	1,360	3,186	1,444	1,426	66	4.87%	1,360

Account #	Account Name	FY2019 BUDGET	FY2019 ACTUAL	FY2020 BUDGET	FY2020 ACTUAL	FY2021 REQUEST	FY2021 RCMND	FY2021 $ CHANGE	FY2021 % CHANGE	FY2021 DEFAULT
01-4550-224	LIB - Software Lic. / Support	4,500	4,448	4,500	4,332	4,500	4,500	0	0.00%	4,500
01-4550-233	LIB - Postage	990	692	990	293	990	990	0	0.00%	990
01-4550-237	LIB - Programs	1,800	2,169	1,800	1,938	1,800	1,800	0	0.00%	1,800
01-4550-242	LIB - Meetings & Dues	850	781	850	829	850	850	0	0.00%	850
01-4550-243	LIB - Professional Development	1,000	810	1,000	533	1,000	1,000	0	0.00%	1,000
01-4550-244	LIB - Meals & Travel Expenses	850	1,371	850	176	850	850	0	0.00%	850
01-4550-245	LIB - Volunteer & Employee Recognition	0	0	0	0	600	600	600	*	0
01-4550-312	LIB - Books & Publications	22,000	23,346	22,000	22,406	22,000	22,000	0	0.00%	22,000
01-4550-313	LIB - Audio Visual Materials	7,500	7,304	7,500	6,730	7,500	7,500	0	0.00%	7,500
01-4550-314	LIB - Electronic Media Materials	10,000	10,225	11,100	11,876	11,100	11,100	0	0.00%	11,100
01-4550-315	LIB - Professional Materials	900	984	900	701	900	900	0	0.00%	900
01-4550-316	LIB - Childrens Books	8,450	8,716	8,450	8,516	8,450	8,450	0	0.00%	8,450
01-4550-317	LIB - Childrens Audio/Visual	2,200	2,381	2,200	2,447	2,200	2,200	0	0.00%	2,200
01-4550-322	LIB - Department Supplies	4,200	4,001	4,200	4,001	4,200	4,200	0	0.00%	4,200
01-4550-452	LIB - New Equipment	3,300	3,249	3,775	3,623	3,590	3,590	-185	-4.90%	3,775
01-4550-454	LIB - Computer Equipment	8,000	7,628	8,000	8,426	8,000	8,000	0	0.00%	8,000
01-4550-511	LIB - Telephone	3,850	3,392	3,850	4,146	3,850	3,850	0	0.00%	3,850
01-4550-512	LIB - Electricity	13,600	11,535	13,600	12,686	13,000	13,000	-600	-4.41%	13,600
01-4550-513	LIB - Heating & Air Conditioning	10,500	10,671	11,500	4,998	11,000	11,000	-500	-4.35%	11,500
01-4550-514	LIB - Water	600	534	600	353	600	600	0	0.00%	600
01-4550-516	LIB - Custodial Supplies	800	385	800	145	800	800	0	0.00%	800
01-4550-531	LIB - Building Maintenance	39,645	31,945	39,625	27,829	38,050	38,050	-1,575	-3.97%	39,625
01-4902-559	LIB - Special Projects	2,950	2,665	2,500	2,140	2,500	2,500	0	0.00%	0
		554,012	**535,961**	**576,082**	**539,261**	**605,832**	**605,814**	**29,732**	**5.16%**	**573,582**
OTHER CULTURE										
01-4583-362	OC - Memorial Day	125	130	135	130	135	135	0	0.00%	135
01-4583-364	OC - Candlelight Stroll	750	798	250	250	250	750	500	200.00%	250
		875	**928**	**385**	**380**	**385**	**885**	**500**	**129.87%**	**385**
CONSERVATION COMMISSION										
01-4611-211	CNS - Profesional Services	4,500	3,616	6,000	3,322	5,000	5,000	-1,000	-16.67%	6,000
01-4611-232	CNS - Publishing Notices	200	68	200	94	200	200	0	0.00%	200
01-4611-242	CNS - Memberships/Dues	500	500	725	650	1,200	1,200	475	65.52%	725
01-4611-244	CNS - Meetings/Travel Exp.	300	150	300	60	300	300	0	0.00%	300
01-4611-521	CNS - Groundwater Protection	2,000	2,000	2,000	2,000	2,000	2,000	0	0.00%	2,000
01-4611-524	CNS - Invasive Species Management	20,000	18,645	22,000	21,600	22,000	22,000	0	0.00%	22,000
		27,500	**24,979**	**31,225**	**27,725**	**30,700**	**30,700**	**-525**	**-1.68%**	**31,225**

Town of Gilford

FY2021 Budget Preparation Worksheet

Account #	Account Name	FY2019 BUDGET	FY2019 ACTUAL	FY2020 BUDGET	FY2020 ACTUAL	FY2021 REQUEST	FY2021 RCMND	FY2021 $ CHANGE	FY2021 % CHANGE	FY2021 DEFAULT
DEBT PRINCIPAL & INTEREST										
01-4711-351	DBT - Principal	209,771	209,785	215,974	215,973	227,610	227,610	11,636	5.39%	227,610
01-4721-352	DBT - Interest	78,345	78,331	69,847	69,848	60,917	60,917	-8,930	-12.79%	60,917
01-4723-352	DBT - TAN Interest	1	0	1	0	1	1	0	0.00%	1
		288,117	**288,116**	**285,822**	**285,821**	**288,528**	**288,528**	**2,706**	**0.95%**	**288,528**
OTHER GOVERNMENTS										
01-4659-376	ED - LBP-II Tax Sharing, Laconia	**20,000**	**26,772**	**27,000**	**36,755**	**41,086**	**41,086**	**14,086**	**52.17%**	**41,086**
SPECIAL WARRANT ARTICLES										
01-4415-261	HWS - CNH VNA & Hospice	0	0	23,500	23,500	23,500	23,500	0	0.00%	0
01-4415-263	HWS - Community Action Program	0	0	10,000	10,000	10,000	10,000	0	0.00%	0
01-4415-264	HWS - Lakes Region Mental Health Center	21,000	21,000	21,000	21,000	21,000	21,000	0	0.00%	0
01-4415-265	HWS - New Beginnings	2,630	2,630	2,660	2,660	2,660	2,660	0	0.00%	0
01-4902-825	CAP - Police Radio System Improvements	125,000	125,000	64,000	64,000	36,000	36,000	-28,000	-43.75%	0
xx-xxxx-xxx	Teamsters Collective Bargaining Agreement	0	0	0	0	50,749	50,749	50,749	*	0
01-4902-835	CAP - Fire Equipment/Vehicles	85,000	82,696	51,500	51,500	218,519	218,519	167,019	324.31%	0
01-4902-836	CAP - EMS Ambulance	0	0	275,000	261,275	0	0	-275,000	-100.00%	0
01-4902-837	CAP - DPW Equipment/Vehicles	0	0	240,000	216,892	89,000	89,000	-151,000	-62.92%	0
01-4903-866	CAP - Fire Station Renovations	80,250	80,250	0	0	234,232	0	0	*	0
01-4903-867	CAP - Recycling Facility Improvements	400,000	400,000	0	0	85,000	85,000	85,000	*	0
01-4915-401	CRF - K9 Fund	2,900	2,900	2,900	2,900	2,900	2,900	0	0.00%	0
01-4915-411	CRF - Sidewalk Fund	50,000	50,000	0	0	10,000	10,000	10,000	*	0
01-4915-454	CRF - Technology Fund	12,131	12,131	10,387	10,387	10,293	10,293	-94	-0.90%	0
01-4915-531	CRF - Building Repair Fund	20,000	20,000	20,000	20,000	25,000	25,000	5,000	25.00%	0
01-4915-532	CRF - DPW Building Fund	0	0	50,000	50,000	50,000	50,000	0	0.00%	0
01-4915-534	CRF - Fire Water Supply Fund	50,000	50,000	25,000	25,000	25,000	25,000	0	0.00%	0
01-4915-535	CRF - Town Building Water Supply Study	0	0	6,500	6,500	0	0	-6,500	-100.00%	0
01-4915-761	CRF - Recreation Facilities Fund	50,000	50,000	50,000	50,000	20,000	20,000	-30,000	-60.00%	0
01-4915-781	CRF - Glendale Facilities Fund	10,000	10,000	10,000	10,000	10,000	10,000	0	0.00%	0
01-4915-836	CRF - Fire Equipment Fund	100,000	100,000	100,000	100,000	100,000	100,000	0	0.00%	0
01-4915-817	CRF - Bridge Replacement Fund	0	0	0	0	105,000	100,000	100,000	*	0
01-4916-872	TRS - LBP-II Trust Fund	58,000	58,000	58,000	58,000	58,000	58,000	0	0.00%	0
02-4916-878	SEW - Maintenance CRF	10,000	10,000	10,000	10,000	10,000	10,000	0	0.00%	0
		1,076,911	**1,074,607**	**1,030,447**	**993,614**	**1,197,353**	**957,621**	**-72,826**	**-7.07%**	0

Town of Gilford

FY2021 Budget Preparation Worksheet

Account #	Account Name	FY2019 BUDGET	FY2019 ACTUAL	FY2020 BUDGET	FY2020 ACTUAL	FY2021 REQUEST	FY2021 RCMND	FY2021 $ CHANGE	FY2021 % CHANGE	FY2021 DEFAULT
REVENUES										
01-3185-050	Timber Taxes	10,000	17,183	12,000	9,674	13,156	11,000	-1,000	-8.33%	
01-3186-050	Payment in Lieu of Taxes	33,800	32,846	32,846	25,848	34,978	34,000	1,154	3.51%	
01-3187-050	Excavation Taxes	0	188	0	1,152	657	200	200	*	
01-3190-050	Interest & Cost, Property Tax	70,000	66,272	70,000	49,707	69,628	66,000	-4,000	-5.71%	
01-3190-051	Interest & Cost, Tax Lien	80,000	73,632	80,000	72,943	86,499	80,000	0	0.00%	
01-3190-056	Interest & Cost, GAVWD	3,400	3,197	3,400	2,520	3,411	3,000	-400	-11.76%	
01-3190-058	Interest & Cost, Betterment	0	0	0	0	35	0	0	*	
01-3210-071	Cable TV Franchise Fee	90,000	97,324	97,000	83,774	104,668	105,000	8,000	8.25%	
01-3210-072	UCC Filing Fees	2,600	2,760	2,700	3,735	4,103	3,000	300	11.11%	
01-3210-079	Other Permit Fees	0	25	0	300	175	0	0	*	
01-3220-061	Motor Vehicle Fees	1,950,000	2,029,430	2,000,000	2,088,737	2,000,000	2,025,000	25,000	1.25%	
01-3220-062	Boat Registration Fees	40,000	41,993	40,000	43,384	49,048	42,000	2,000	5.00%	
01-3230-060	Construction Permits	85,000	56,739	60,000	75,048	83,095	66,000	6,000	10.00%	
01-3290-065	Dog Licenses	7,300	7,317	7,200	7,880	8,812	7,500	300	4.17%	
01-3290-066	Marriage Licenses	500	500	500	272	391	300	-200	-40.00%	
01-3290-067	Vital Records	2,500	2,095	2,000	2,006	2,447	2,100	100	5.00%	
01-3290-075	Glendale Facility Permits	17,500	19,500	19,000	17,832	21,274	18,000	-1,000	-5.26%	
01-3352-090	NH Meals & Rooms Distribution	368,622	368,206	367,123	367,123	429,171	368,000	877	0.24%	
01-3353-090	NH Highway Block Grant	227,806	231,104	225,524	225,499	265,677	233,000	7,476	3.31%	
01-3354-090	NH Water Pollution Grant	0	0	10,310	10,310	5,155	0	-10,310	-100.00%	
01-3356-090	NH State Forest Distribution	571	592	598	598	686	600	2	0.33%	
01-3359-090	Other Grant Funds	0	85,928	88,602	213,535	135,410	0	-88,602	-100.00%	
01-3401-911	Administration	100	850	100	749	686	500	400	400.00%	
01-3401-912	Town Clerk - Tax Collector	62,000	62,194	58,000	64,405	73,355	62,000	4,000	6.90%	
01-3401-913	Finance & Appraisal	3,000	2,687	3,000	2,701	3,208	2,500	-500	-16.67%	
01-3401-914	Planning & Land Use	20,000	13,063	13,000	10,456	12,374	10,000	-3,000	-23.08%	
01-3401-915	Police Department	17,000	5,884	8,000	7,108	8,101	8,000	0	0.00%	
01-3401-916	Fire - Rescue	250,000	236,270	250,000	202,497	245,894	212,000	-38,000	-15.20%	
01-3401-917	Public Works	4,500	4,380	4,500	3,900	4,710	4,000	-500	-11.11%	
01-3401-918	Park & Recreation	10,000	11,261	10,000	14,544	14,319	12,000	2,000	20.00%	
01-3404-917	Solid Waste	240,000	267,712	99,500	114,816	54,000	100,000	500	0.50%	
01-3501-081	Sale of Tax Deeded Property	40,000	93,326	10,000	100	43,815	25,000	15,000	150.00%	
01-3501-082	Sale of Town Property	20,000	45,657	25,000	1,075	15,757	5,000	-20,000	-80.00%	
06-3501-080	Cemetery Fees	10,000	1,722	1,000	1,500	5,841	1,000	0	0.00%	
01-3502-052	Interest on Deposits	135,000	166,337	150,000	84,991	144,988	138,000	-12,000	-8.00%	

Account #	Account Name	FY2019 BUDGET	FY2019 ACTUAL	FY2020 BUDGET	FY2020 ACTUAL	FY2021 REQUEST	FY2021 RCMND	FY2021 $ CHANGE	FY2021 % CHANGE	FY2021 DEFAULT
01-3503-921	Rowe House Utilities	3,000	3,034	3,000	2,675	3,164	3,000	0	0.00%	
01-3504-915	Court Fines	45,000	55,069	45,000	26,739	45,602	40,000	-5,000	-11.11%	
01-3505-923	Welfare Repayments	10,000	6,327	7,000	10,516	10,738	7,000	0	0.00%	
01-3506-053	Insurance Refunds	50,665	71,643	63,000	46,216	46,989	0	-63,000	-100.00%	
01-3506-089	Miscellaneous Revenue	5,000	29,560	30,000	151,801	110,932	20,000	-10,000	-33.33%	
01-3912-023	Transfer from Ambulance Revolving Fund	0	0	275,000	261,275	130,638	0	-275,000	-100.00%	
01-3912-024	Transfer from Recreation Revolving Fund	0	0	0	0	8,497	0	0	*	
01-3915-018	Transfer from Fire Equipment CRF	0	0	0	0	205,919	205,919	205,919	*	
01-3915-020	Transfer from Sewer Fund	10,000	10,000	10,000	10,000	10,000	10,000	0	0.00%	
02-3403-050	SEW - Usage Fees	773,906	591,020	838,117	829,215	902,542	918,325	80,208	9.57%	
02-3403-051	SEW - Interest & Cost	10,000	19,135	13,000	9,134	15,043	9,348	-3,652	-28.09%	
02-3403-065	SEW - Hookup Fees	10,000	14,657	10,000	5,332	11,152	7,051	-2,949	-29.49%	
02-3403-084	SEW - Meter Sales/Repairs	6,800	3,953	4,000	2,568	4,017	2,672	-1,328	-33.19%	
02-3403-089	SEW - Other Revenue	0	0	0	9,890	4,945	0	0	*	
xx-xxxx-xxx	Voted from Surplus	982,381	982,381	587,387	587,387	823,525	584,293	-3,094	-0.53%	
xx-xxxx-xxx	Transferred from Surplus	134,800	0	0	0	0	350,000	350,000	*	
TOTAL REVENUES		**5,842,751**	**5,834,953**	**5,636,407**	**5,763,463**	**6,279,224**	**5,802,308**	**165,901**	**2.94%**	

GILFORD SCHOOL DISTRICT WARRANT
STATE OF NEW HAMPSHIRE

To the Inhabitants of the School District of Gilford in the County of Belknap, State of New Hampshire, qualified to vote on District affairs:

First Session of Annual Meeting (Deliberative):

You are hereby notified to meet at the Gilford High School, 88 Alvah Wilson Road, Gilford, New Hampshire on Thursday, February 4, 2021 at 7:00 p.m. This session shall consist of explanation, discussion, and debate of warrant article number II - X. Warrant articles may be amended subject to the following limitations. (a) warrant articles whose wording is prescribed by law shall not be amended, (b) warrant articles that are amended shall be placed on the official ballot for a final vote on the main motion, as amended and (c) no warrant article shall be amended to eliminate the subject matter of the article.

Second Session of Annual Meeting (Voting):

Voting on warrant articles number I – X will be conducted by official ballot to be held in conjunction with town meeting vote to be held on **Tuesday, the 9th day of March, 2021, at the Town election polls, Gilford Youth Center, 19 Potter Hill Road, Gilford, New Hampshire.** Polls will be open from 7:00 a.m. to 7:00 p.m.

ARTICLE I Election of Officers

To choose the following school district officers:

School District Moderator	1-Year Term
School District Clerk	1-Year Term
School District Treasurer	1-Year Term
School Board Member	3-Year Term
School Board Member	3-Year Term

ARTICLE II General Budget Funds

Shall the Gilford School District raise and appropriate as an operating budget, not including appropriations by special warrant articles and other appropriations voted separately, the amounts set forth on the budget posted with the warrant or as amended by vote of the first session, for the purposes set forth therein, totaling $26,723,313? Should this article be defeated, the default budget shall be $26,786,027, which is the same as last year, with certain adjustments required by previous action of the Gilford School District or by law; or the governing body may hold one special meeting, in accordance with RSA 40:13, X and XVI, to take up the issue of a revised operating budget only. (Majority vote is required)

Recommended by the School Board 4-1
Recommended by the Budget Committee 11-0

ARTICLE III School Buildings and Maintenance Capital Reserve

Shall the school district vote to raise and appropriate the sum of up to Two Hundred Thousand Dollars {$200,000} to be added to the school buildings maintenance and improvement capital reserve fund established in 2017, this sum to come from June 30 unrestricted fund balance (surplus) available for transfer on July 1 of this year?

(The next intended project is the renovation of the 1974 Gilford High School locker room project for the cost of $870,000 in 2022-2023. The current balance is $456,089). (Majority vote is required)

Recommended by the School Board 5-0
Recommended by the Budget Committee 11-0

ARTICLE IV School Buildings Roof Maintenance Capital Reserve

Shall the school district vote to raise and appropriate the sum of up to Sixty Two Thousand Five Hundred Dollars {$62,500} to be added to the school buildings roof maintenance capital reserve fund established in 2017, this sum to come from June 30 unrestricted fund balance available (surplus) available for transfer on July 1 of this year?

(The next intended project is the Gilford Elementary and High School roofing projects for the cost of $800,000 in 2023-2024 and 2024-2025. The current balance is $255,597) (Majority vote is required)

Recommended by the School Board 5-0
Recommended by the Budget Committee 11-0

ARTICLE V School Buildings Technology Infrastructure Capital

Shall the school district vote to raise and appropriate the sum of up to Thirty Thousand Dollars {$30,000) to be added to the school buildings technology infrastructure capital reserve fund established in 2017, this sum to come from June 30 unrestricted fund balance (surplus) available for transfer on July 1 of this year?

(The next intended project is the Gilford School District wireless infrastructure project for the cost of $182,000 in 2021-2022. The current balance is $122,280) (Majority vote is required)

Recommended by the School Board 5-0
Recommended by the Budget Committee 11-0

Given under our hands and seals this 14st day of January, 2021

CHRIS MCDONOUGH, CHAIRPERSON

GRETCHEN GANDINI, VICE-CHAIRPERSON

JEANIN ONOS, CLERK

KAREN THURSTON

KYLE SANBORN

A true copy of Warrant: Attest:

CHRIS MCDONOUGH, CHAIRPERSON

GRETCHEN GANDINI, VICE-CHAIRPERSON

JEANIN ONOS, CLERK

KAREN THURSTON

KYLE SANBORN

New Hampshire
Department of
Revenue Administration

2021
MS-27

Proposed Budget

Gilford Local School

For School Districts which have adopted the provisions of RSA 32:14 through RSA 32:24
Appropriations and Estimates of Revenue for the Fiscal Year from:
July 1, 2021 to June 30, 2022

Form Due Date: **20 Days after the Annual Meeting**

This form was posted with the warrant on: _____

SCHOOL BUDGET COMMITTEE CERTIFICATION

Under penalties of perjury, I declare that I have examined the information contained in this form and to the best of my belief it is true, correct and complete.

Name	Position	Signature
Sean P. Murphy	Chairperson	Sean P. Murphy
J. Kevin Hayes	member	
Michael F Dowe	Member	
Amber LaTorre	Member	
David Tyler	Member	
KRISTIN SNOW	VICE CHAIRPERSON	
Josiah Auger	Member	
Dorothy Figueroa	Bud. Comm.	
THOMAS CHASE	BUDGET COMM.	

This form must be signed, scanned, and uploaded to the Municipal Tax Rate Setting Portal:
https://www.proptax.org/

For assistance please contact:
NH DRA Municipal and Property Division
(603) 230-5090
http://www.revenue.nh.gov/mun-prop/

Appropriations

Account	Purpose	Article	Expenditures for period ending 6/30/2020	Appropriations as Approved by DRA for period ending 6/30/2021	School Board's Appropriations for period ending 6/30/2022 (Recommended)	School Board's Appropriations for period ending 6/30/2022 (Not Recommended)	Budget Committee's Appropriations for period ending 6/30/2022 (Recommended)	Budget Committee's Appropriations for period ending 6/30/2022 (Not Recommended)
Instruction								
1100-1199	Regular Programs	02	$6,260,492	$6,447,407	$6,599,635	$0	$6,599,635	$0
1200-1299	Special Programs	02	$2,491,991	$2,894,375	$2,907,564	$0	$2,907,564	$0
1300-1399	Vocational Programs	02	$124,011	$250,000	$250,000	$0	$250,000	$0
1400-1499	Other Programs	02	$406,385	$551,599	$551,657	$0	$551,657	$0
1500-1599	Non-Public Programs	02	$0	$0	$0	$0	$0	$0
1600-1699	Adult/Continuing Education Programs	02	$0	$0	$0	$0	$0	$0
1700-1799	Community/Junior College Education Programs		$0	$0	$0	$0	$0	$0
1800-1899	Community Service Programs		$0	$0	$0	$0	$0	$0
	Instruction Subtotal		**$9,282,879**	**$10,143,381**	**$10,308,856**	**$0**	**$10,308,856**	**$0**
Support Services								
2000-2199	Student Support Services	02	$847,478	$854,414	$874,572	$0	$874,572	$0
2200-2299	Instructional Staff Services	02	$833,173	$973,374	$970,767	$0	$970,767	$0
	Support Services Subtotal		**$1,680,651**	**$1,827,788**	**$1,845,339**	**$0**	**$1,845,339**	**$0**
General Administration								
0000-0000	Collective Bargaining		$0	$0	$0	$0	$0	$0
2310 (840)	School Board Contingency		$0	$0	$0	$0	$0	$0
2310-2319	Other School Board	02	$98,858	$93,700	$91,700	$0	$91,700	$0
	General Administration Subtotal		**$98,858**	**$93,700**	**$91,700**	**$0**	**$91,700**	**$0**

270

Appropriations

Account	Purpose	Article	Expenditures for period ending 6/30/2020	Appropriations as Approved by DRA for period ending 6/30/2021	School Board's Appropriations for period ending 6/30/2022 (Recommended)	School Board's Appropriations for period ending 6/30/2022 (Not Recommended)	Budget Committee's Appropriations for period ending 6/30/2022 (Recommended)	Budget Committee's Appropriations for period ending 6/30/2022 (Not Recommended)
Executive Administration								
2320 (310)	SAU Management Services		$0	$0	$0	$0	$0	$0
2320-2399	All Other Administration	02	$190,867	$186,462	$190,769	$0	$190,769	$0
2400-2499	School Administration Service	02	$1,094,289	$1,137,728	$1,114,617	$0	$1,114,617	$0
2500-2599	Business	02	$348,311	$389,977	$372,220	$0	$372,220	$0
2600-2699	Plant Operations and Maintenance	02	$2,036,596	$2,500,914	$2,173,628	$0	$2,173,628	$0
2700-2799	Student Transportation	02	$685,957	$799,915	$759,185	$0	$759,185	$0
2800-2999	Support Service, Central and Other	02	$6,766,561	$7,201,406	$7,451,938	$0	$7,451,938	$0
	Executive Administration Subtotal		**$11,122,581**	**$12,216,402**	**$12,062,357**	**$0**	**$12,062,357**	**$0**
Non-Instructional Services								
3100	Food Service Operations	02	$497,755	$664,826	$671,531	$0	$671,531	$0
3200	Enterprise Operations		$0	$0	$0	$0	$0	$0
	Non-Instructional Services Subtotal		**$497,755**	**$664,826**	**$671,531**	**$0**	**$671,531**	**$0**
Facilities Acquisition and Construction								
4100	Site Acquisition		$0	$0	$0	$0	$0	$0
4200	Site Improvement		$0	$0	$0	$0	$0	$0
4300	Architectural/Engineering		$0	$0	$0	$0	$0	$0
4400	Educational Specification Development		$0	$0	$0	$0	$0	$0
4500	Building Acquisition/Construction		$0	$0	$0	$0	$0	$0
4600	Building Improvement Services		$0	$0	$0	$0	$0	$0
4900	Other Facilities Acquisition and Construction		$0	$0	$0	$0	$0	$0
	Facilities Acquisition and Construction Subtotal		**$0**	**$0**	**$0**	**$0**	**$0**	**$0**
Other Outlays								
5110	Debt Service - Principal	02	$985,000	$985,000	$985,000	$0	$985,000	$0
5120	Debt Service - Interest	02	$215,221	$165,944	$116,668	$0	$116,668	$0
	Other Outlays Subtotal		**$1,200,221**	**$1,150,944**	**$1,101,668**	**$0**	**$1,101,668**	**$0**

Appropriations

Account	Purpose	Article	Expenditures for period ending 6/30/2020	Appropriations as Approved by DRA for period ending 6/30/2021	School Board's Appropriations for period ending 6/30/2022 (Recommended)	School Board's Appropriations for period ending 6/30/2022 (Not Recommended)	Budget Committee's Appropriations for period ending 6/30/2022 (Recommended)	Budget Committee's Appropriations for period ending 6/30/2022 (Not Recommended)
Fund Transfers								
5220-5221	To Food Service	02	$163,426	$161,125	$156,734	$0	$156,734	$0
5222-5229	To Other Special Revenue	02	$577,095	$462,268	$485,128	$0	$485,128	$0
5230-5239	To Capital Projects		$0	$0	$0	$0	$0	$0
5254	To Agency Funds		$0	$0	$0	$0	$0	$0
5300-5399	Intergovernmental Agency Allocation		$0	$0	$0	$0	$0	$0
9990	Supplemental Appropriation		$0	$0	$0	$0	$0	$0
9992	Deficit Appropriation		$0	$0	$0	$0	$0	$0
	Fund Transfers Subtotal		**$740,521**	**$623,393**	**$641,862**	**$0**	**$641,862**	**$0**
	Total Operating Budget Appropriations				**$26,723,313**	**$0**	**$26,723,313**	**$0**

Special Warrant Articles

Account	Purpose	Article	School Board's Appropriations for period ending 6/30/2022 (Recommended)	School Board's Appropriations for period ending 6/30/2022 (Not Recommended)	Budget Committee's Appropriations for period ending 6/30/2022 (Recommended)	Budget Committee's Appropriations for period ending 6/30/2022 (Not Recommended)
5251	To Capital Reserve Fund		$0	$0	$0	$0
5252	To Expendable Trust Fund		$0	$0	$0	$0
5253	To Non-Expendable Trust Fund		$0	$0	$0	$0
5251	To Capital Reserve Fund	03	$200,000	$0	$200,000	$0
		Purpose: *School Buildings and Maintenance Capital Reserve*				
5251	To Capital Reserve Fund	04	$62,500	$0	$62,500	$0
		Purpose: *School Buildings Roof Maintenance Capital Reserve*				
5251	To Capital Reserve Fund	05	$30,000	$0	$30,000	$0
		Purpose: *School Buildings Technology Infrastructure Capital*				
	Total Proposed Special Articles		**$292,500**	**$0**	**$292,500**	**$0**

273

Individual Warrant Articles

Account	Purpose	Article	School Board's Appropriations for period ending 6/30/2022 (Recommended)	School Board's Appropriations for period ending 6/30/2022 (Not Recommended)	Budget Committee's Appropriations for period ending 6/30/2022 (Recommended)	Budget Committee's Appropriations for period ending 6/30/2022 (Not Recommended)
	Total Proposed Individual Articles		$0	$0	$0	$0

Revenues

Account	Source	Article	Revised Revenues for period ending 6/30/2021	School Board's Estimated Revenues for period ending 6/30/2022	Budget Committee's Estimated Revenues for period ending 6/30/2022
Local Sources					
1300-1349	Tuition	02	$2,922,225	$3,670,402	$3,670,402
1400-1449	Transportation Fees		$0	$0	$0
1500-1599	Earnings on Investments	02	$48,500	$49,000	$49,000
1600-1699	Food Service Sales	02	$215,000	$200,000	$200,000
1700-1799	Student Activities		$0	$0	$0
1800-1899	Community Service Activities		$0	$0	$0
1900-1999	Other Local Sources	02	$171,982	$148,000	$148,000
	Local Sources Subtotal		**$3,357,707**	**$4,067,402**	**$4,067,402**
State Sources					
3210	School Building Aid	02	$314,594	$314,594	$314,594
3215	Kindergarten Building Aid		$0	$0	$0
3220	Kindergarten Aid		$0	$0	$0
3230	Special Education Aid	02	$23,836	$35,000	$35,000
3240-3249	Vocational Aid	02	$9,500	$9,000	$9,000
3250	Adult Education		$0	$0	$0
3260	Child Nutrition	02	$6,000	$5,000	$5,000
3270	Driver Education		$0	$0	$0
3290-3299	Other State Sources		$0	$0	$0
	State Sources Subtotal		**$353,930**	**$363,594**	**$363,594**

Revenues

Account	Source	Article	Revised Revenues for period ending 6/30/2021	School Board's Estimated Revenues for period ending 6/30/2022	Budget Committee's Estimated Revenues for period ending 6/30/2022
Federal Sources					
4100-4539	Federal Program Grants	02	$248,235	$248,235	$248,235
4540	Vocational Education		$0	$0	$0
4550	Adult Education		$0	$0	$0
4560	Child Nutrition	02	$155,000	$150,000	$150,000
4570	Disabilities Programs	02	$214,033	$214,033	$214,033
4580	Medicaid Distribution	02	$10,000	$10,000	$10,000
4590-4999	Other Federal Sources (non-4810)		$0	$0	$0
4810	Federal Forest Reserve		$0	$0	$0
	Federal Sources Subtotal		**$627,268**	**$622,268**	**$622,268**
Other Financing Sources					
5110-5139	Sale of Bonds or Notes		$0	$0	$0
5140	Reimbursement Anticipation Notes		$0	$0	$0
5221	Transfer from Food Service Special Revenue Fund	02	$161,125	$156,734	$156,734
5222	Transfer from Other Special Revenue Funds		$0	$0	$0
5230	Transfer from Capital Project Funds		$0	$0	$0
5251	Transfer from Capital Reserve Funds		$0	$0	$0
5252	Transfer from Expendable Trust Funds		$0	$0	$0
5253	Transfer from Non-Expendable Trust Funds		$0	$0	$0
5300-5699	Other Financing Sources		$0	$0	$0
9997	Supplemental Appropriation (Contra)		$0	$0	$0
9998	Amount Voted from Fund Balance	03, 04, 05	$242,500	$292,500	$292,500
9999	Fund Balance to Reduce Taxes	02	$1,533,960	$353,979	$353,979
	Other Financing Sources Subtotal		**$1,937,585**	**$803,213**	**$803,213**
	Total Estimated Revenues and Credits		**$6,276,490**	**$5,856,477**	**$5,856,477**

276

Budget Summary

Item	School Board Period ending 6/30/2022 (Recommended)	Budget Committee Period ending 6/30/2022 (Recommended)
Operating Budget Appropriations	$26,723,313	$26,723,313
Special Warrant Articles	$292,500	$292,500
Individual Warrant Articles	$0	$0
Total Appropriations	$27,015,813	$27,015,813
Less Amount of Estimated Revenues & Credits	$5,856,477	$5,856,477
Less Amount of State Education Tax/Grant	$4,569,929	$4,569,929
Estimated Amount of Taxes to be Raised	**$16,589,407**	**$16,589,407**

Supplemental Schedule

1. Total Recommended by Budget Committee	**$27,015,813**
Less Exclusions:	
2. Principal: Long-Term Bonds & Notes	$985,000
3. Interest: Long-Term Bonds & Notes	$116,668
4. Capital outlays funded from Long-Term Bonds & Notes	$0
5. Mandatory Assessments	$0
6. Total Exclusions *(Sum of Lines 2 through 5 above)*	$1,101,668
7. Amount Recommended, Less Exclusions *(Line 1 less Line 6)*	**$25,914,145**
8. 10% of Amount Recommended, Less Exclusions *(Line 7 x 10%)*	$2,591,415
Collective Bargaining Cost Items:	
9. Recommended Cost Items (Prior to Meeting)	$0
10. Voted Cost Items (Voted at Meeting)	$0
11. Amount voted over recommended amount (Difference of Lines 9 and 10)	$0
12. Bond Override (RSA 32:18-a), Amount Voted	**$0**
Maximum Allowable Appropriations Voted at Meeting: *(Line 1 + Line 8 + Line 11 + Line 12)*	**$29,607,228**

New Hampshire
Department of
Revenue Administration

2021
MS-DSB

Default Budget of the School District

Gilford Local School

For the period beginning July 1, 2021 and ending June 30, 2022

RSA 40:13, IX (b) "Default budget" as used in this subdivision means the amount of the same appropriations as contained in the operating budget authorized for the previous year, reduced and increased, as the case may be, by debt service, contracts, and other obligations previously incurred or mandated by law, and reduced by one-time expenditures contained in the operating budget. For the purposes of this paragraph, one-time expenditures shall be appropriations not likely to recur in the succeeding budget, as determined by the governing body, unless the provisions of RSA 40:14-b are adopted, of the local political subdivision.

This form was posted with the warrant on: _____

SCHOOL BOARD OR BUDGET COMMITTEE CERTIFICATION

Under penalties of perjury, I declare that I have examined the information contained in this form and to the best of my belief it is true, correct and complete.

Name	Position	Signature
Christopher McDonough	Chair	[signature]
GRETCHEN GANDINI	VICE CHAIR	[signature]
Jeanin Onos	Secretary	[signature]
Kas. Thurston	member	Kas. Thurston
[signature] KYLE SANBORN	member	[signature]

This form must be signed, scanned, and uploaded to the Municipal Tax Rate Setting Portal:
https://www.proptax.org/

For assistance please contact:
NH DRA Municipal and Property Division
(603) 230-5090
http://www.revenue.nh.gov/mun-prop/

Appropriations

Account	Purpose	Prior Year Adopted Budget	Reductions or Increases	One-Time Appropriations	Default Budget
Instruction					
1100-1199	Regular Programs	$6,447,407	$67,165	$0	$6,514,572
1200-1299	Special Programs	$2,894,375	$15,151	$0	$2,909,526
1300-1399	Vocational Programs	$250,000	$0	$0	$250,000
1400-1499	Other Programs	$551,599	$3,648	$0	$555,247
1500-1599	Non-Public Programs	$0	$0	$0	$0
1600-1699	Adult/Continuing Education Programs	$0	$0	$0	$0
1700-1799	Community/Junior College Education Programs	$0	$0	$0	$0
1800-1899	Community Service Programs	$0	$0	$0	$0
	Instruction Subtotal	**$10,143,381**	**$85,964**	**$0**	**$10,229,345**
Support Services					
2000-2199	Student Support Services	$854,414	$11,624	$0	$866,038
2200-2299	Instructional Staff Services	$973,372	$2,780	$0	$976,152
	Support Services Subtotal	**$1,827,786**	**$14,404**	**$0**	**$1,842,190**
General Administration					
0000-0000	Collective Bargaining	$0	$0	$0	$0
2310 (840)	School Board Contingency	$0	$0	$0	$0
2310-2319	Other School Board	$93,700	$0	$0	$93,700
	General Administration Subtotal	**$93,700**	**$0**	**$0**	**$93,700**
Executive Administration					
2320 (310)	SAU Management Services	$0	$0	$0	$0
2320-2399	All Other Administration	$186,462	$0	$0	$186,462
2400-2499	School Administration Service	$1,137,728	$0	$0	$1,137,728
2500-2599	Business	$389,977	$0	$0	$389,977
2600-2699	Plant Operations and Maintenance	$2,500,914	($2)	($424,632)	$2,076,280
2700-2799	Student Transportation	$799,915	$0	$0	$799,915
2800-2999	Support Service, Central and Other	$7,201,406	$416,277	$0	$7,617,683
	Executive Administration Subtotal	**$12,216,402**	**$416,275**	**($424,632)**	**$12,208,045**
Non-Instructional Services					
3100	Food Service Operations	$664,826	$0	$0	$664,826
3200	Enterprise Operations	$0	$0	$0	$0
	Non-Instructional Services Subtotal	**$664,826**	**$0**	**$0**	**$664,826**

Appropriations

Account	Purpose	Prior Year Adopted Budget	Reductions or Increases	One-Time Appropriations	Default Budget
Facilities Acquisition and Construction					
4100	Site Acquisition	$0	$0	$0	$0
4200	Site Improvement	$0	$0	$0	$0
4300	Architectural/Engineering	$0	$0	$0	$0
4400	Educational Specification Development	$0	$0	$0	$0
4500	Building Acquisition/Construction	$0	$0	$0	$0
4600	Building Improvement Services	$0	$0	$0	$0
4900	Other Facilities Acquisition and Construction	$0	$0	$0	$0
	Facilities Acquisition and Construction Subtotal	**$0**	**$0**	**$0**	**$0**
Other Outlays					
5110	Debt Service - Principal	$985,000	$0	$0	$985,000
5120	Debt Service - Interest	$165,944	($49,276)	$0	$116,668
	Other Outlays Subtotal	**$1,150,944**	**($49,276)**	**$0**	**$1,101,668**
Fund Transfers					
5220-5221	To Food Service	$161,125	$0	$0	$161,125
5222-5229	To Other Special Revenue	$462,268	$22,860	$0	$485,128
5230-5239	To Capital Projects	$0	$0	$0	$0
5251	To Capital Reserve Fund	$0	$0	$0	$0
5252	To Expendable Trusts/Fiduciary Funds	$0	$0	$0	$0
5253	To Non-Expendable Trust Funds	$0	$0	$0	$0
5254	To Agency Funds	$0	$0	$0	$0
5300-5399	Intergovernmental Agency Allocation	$0	$0	$0	$0
9990	Supplemental Appropriation	$0	$0	$0	$0
9992	Deficit Appropriation	$0	$0	$0	$0
	Fund Transfers Subtotal	**$623,393**	**$22,860**	**$0**	**$646,253**
	Total Operating Budget Appropriations	**$26,720,432**	**$490,227**	**($424,632)**	**$26,786,027**

Reasons for Reductions/Increases & One-Time Appropriations

Account	Explanation
5120	Bond Interest Payment Contractual reduction
5110	Bond Principal
2200-2299	Reflects contractual increase for teachers at GES and reduction in new equipment at GES & GMS
1400-1499	Reflects contractual increase for coaching per CBA
2600-2699	One time expenditures of c/s special projects district wide. Reduce new equipment district wide
1100-1199	Reflect contractual increase for teachers and reduction for new equipment
1200-1299	Reflects contractual increase for teachers. Decrease in contracted services at GES. Increase in Aides as required by student IEP's. Reduction in tuition for out of district placements at GES and reduc
2000-2199	Reflects contractual increase for teachers and reduction in speech services
2800-2999	Benefit increases for admin/support staff no included. Increase obligation for teacher retirement & decrease in early retirement contractual obligation
5222-5229	Grants/Increase in commitment from NH DOE

TOWN OF GILFORD TELEPHONE DIRECTORY

FIRE EMERGENCY	911
MEDICAL EMERGENCY	911
POLICE EMERGENCY	911
Assessing Office	527-4704
Board of Selectmen	527-4700
Building Inspector	527-4727
Cemetery Trustees	527-4707
Conservation Commission	527-4727
Department of Planning & Land Use	527-4727
Finance Department	527-4702
Fire-Rescue Department (Business Number)	527-4758
Health Officer	707-5860
Highway Division	527-4787
Historic District Commission	527-4727
Library	524-6042
Parks & Recreation Department	527-4722
Parks & Recreation Program Announcement Line	527-4723
Planning Board	527-4727
Police Department (Business Number)	527-4737
Public Works Department	527-4778
Solid Waste & Recycling Center	293-0220
Sewer Division	527-4778
Town Administrator	527-4700
Town Beach	293-8022
Town Clerk-Tax Collector	527-4713
Welfare Office	527-4796
Zoning Board of Adjustment	527-4727
SAU # 73 Office	527-9215
Gilford Elementary School	524-1661
Gilford High School	524-7135
Gilford Middle School	527-2460